

DEPARTMENT OF THE ARMY TECHNICAL MANUAL

ORGANIZATIONAL, DIRECT AND GENERAL SUPPORT,
AND DEPOT MAINTENANCE REPAIR PARTS
AND SPECIAL TOOLS LIST

PUMP, CENTRIFUGAL, GED, SKID MOUNTED
6 IN. 1120 GPM (CARVER MODEL K906MP)
FSN 4320-929-0681

This copy is a reprint which includes current pages from Changes 1.

HEADQUARTERS, DEPARTMENT OF THE ARMY
OCTOBER 1968

CHANGE }
NO.2 }

HEADQUARTERS
DEPARTMENT OF THE ARMY
WASHINGTON D.C., 3 JULY 1992

ORGANIZATIONAL, DIRECT AND GENERAL SUPPORT, AND DEPOT
MAINTENANCE REPAIR PARTS AND SPECIAL TOOLS LIST
PUMP, CENTRIFUGAL, GED SKID MOUNTED,
6 IN. 1120 GPM (CARVER MODEL K906MP)
FSN 4320-929-0681

Approved for public release; distribution is unlimited

TM 5-4320-240-25P, 23 October 1968, is changed as follows:

Page viii, Paragraph 8. Lines 6 through 9 should be changed to read: Commander, U.S. Army Troop Support Command, ATTN: AMSTR-MMTS, 4300 Goodfellow Blvd., St. Louis, MO 63120-1798.

Page 9 1, Index No. 00428, Figure 16, Item 13. Federal Stock Number should be changed from 5305-880-9796 to 5305-00-543-4372. Change Reference No. and Mfr Code from (64104) 21271 to (96906) MS90728-58.

By Order of the Secretary of the Army:

Official: 
MILTON H. HAMILTON
Administrative Assistant to the
Secretary of the Army
01848

GORDON R. SULLIVAN
General, United States Army
Chief of Staff

DISTRIBUTION:

To be distributed in accordance with DA Form 12-25E, qty rqr block no. 1394.

CHANGE }
NO.1 }

HEADQUARTERS
DEPARTMENT OF THE ARMY
WASHINGTON D.C., 1 December 1987

ORGANIZATIONAL, DIRECT AND GENERAL SUPPORT,
AND DEPOT
MAINTENANCE REPAIR PARTS AND SPECIAL TOOLS
LISTS

PUMP, CENTRIFUGAL, GED SKID
MOUNTED,
6 IN. 1120 GPM (CARVER MODEL
K906MP)
FSN 4320-929-0681
Current as of 11 April 1987

TM 5-4320-240-25P, 23 October 1968, is changed as follows:

Page 5, line 32, Federal Stock Number Column, delete 5310-012-0380.

Page 5, line 32, Description Column, change 151413 to MS35338-44 and (73370) to (96906).

Page 78, line 7, Federal Stock Number column, delete 5310-012-0380.

Page 78, line 8, Description Column, change 151413 to MS35338-44 and (73370) to (96906).

Page 214, line 13, Reference No. column, add MS35338-44.,

Page 214, line 13, Mfg. Code column, add 96906.

Page 214, line 13, Index No. column, add 00243.

Page 216, line 13, Reference No. column, delete 151413.

Page 216, line 13, Mfg. Code column, delete 73370.

Page 223, line 53, Stock Number column, delete 5310-012-0380.

By Order of the Secretary of the Army:

CARL E. VUONO
General, United States Army
Chief of Staff

OFFICIAL:

R. L. DILWORTH
Brigadier General, United States Army
The Adjutant General

DISTRIBUTION:

To be distributed in accordance with DA Form 12-25A, Unit, Direct Support and General Support Maintenance Requirements for Pump, Centrifugal, G.E.D., Skid Mounted 1120 GPM, 6 IN K906MP).



**ORGANIZATIONAL, DIRECT AND GENERAL SUPPORT, AND DEPOT
MAINTENANCE REPAIR PARTS AND SPECIAL TOOLS LISTS
PUMP, CENTRIFUGAL, GED SKID MOUNTED,
6 IN. 1120 GPM (CARVER MODEL K906MP)
FSN 4320-929-0681
Current as of 17 July 1968**

SECTION		Paragraph	Page
	I. INTRODUCTION		
	Scope.....	1	v
	General.....	2	v
	Explanation of columns.....	3	v
	Special information.....	4	v
	How to locate repair parts.....	5	vii
	Abbreviations.....	6	viii
	Federal supply codes for manufacturers.....	7	viii
	Report of equipment publications improvements.....	8	viii
	II. PRESCRIBED LOAD ALLOWANCE.....		ix
	III. SPECIAL TOOLS, TEST AND SUPPORT EQUIPMENT FOR ORGANIZATIONAL MAINTENANCE (NOT APPLICABLE)		
	IV. REPAIR PARTS FOR ORGANIZATIONAL MAINTENANCE		
Group	01. Engine		
	0100 Engine assembly.....	1	1
	0101 Crankcase block and cylinder head.....	2	2
	0102 Crankshaft.....	3	3
	0105 Valves, camshafts and timing system.....	3	3
	0106 Engine lubricating system.....	4	4
	0107 Engine starting system.....	8	8
	0108 Manifolds.....	8	8
	03. Fuel System		
	0301 Carburetor.....	9	9
	0302 Fuel pumps.....	12	12
	0304 Air cleaners.....	12	12
	0306 Tanks lines, fittings headers.....	14	14
	0308 Engine speed governor and controls.....	16	16
	0309 Fuel filters.....	18	18
	0311 Engine starting.....	19	19
	0312 Accelerator throttle and choke controls.....	22	22
	04. Exhaust System		
	0401 Muffler and pipes.....	23	23
	05. Cooling System		
	0501 Radiator.....	25	25
	0503 Water manifold, headers, thermostats and housing gasket.....	27	27
	0504 Water pump.....	30	30
	0505 Fan assembly.....	32	32

Group		Page
06.	Electrical System	
	0601 Generator	33
	0602 Generator regulator (voltage).....	37
	0603 Starting motor	37
	0605 Ignition components.....	38
	0606 Engine safety controls	40
	0607 Instrument or engine control panel.....	40
	0608 Miscellaneous items	42
	0612 Batteries, storage (wet or dry).....	43
	0615 Radio interference suppression.....	45
15.	Frame, Towing Attachments And Draw Bars	
	1501 Frame assembly	46
18.	Body, Cab, Hood And Hull	
	1801 Body cab hood and hull assemblies	46
	1808 Stowage racks, boxes, straps, carrying cases, cable reels and hose reels.....	49
22.	Body Chassis Or Hull And Accessory Items	
	2210 Data plates and instruction holders	49
47.	Gages	
	4701 Tachometer	51
	4702 Gages, mountings, lines and fittings.....	52
55.	Pumps	
	5500 Pump assembly	55
	5501 Shafts, rotors, impellers	57
	5505 Suction and/or discharge assembly.....	57
	5508 Lubricators.....	59
95.	General Use Standardized Parts	
	9501 Hardware supplies and bulk materiel common	59
SECTION V. REPAIR PARTS FOR DS, GS, AND DEPOT MAINTENANCE		
Group	01. Engine	
	0100 Engine assembly	60
	0101 Crankcase block and cylinder head	63
	0102 Crankshaft.....	68
	0103 Flywheel assembly.....	70
	0104 Pistons, connecting rods	71
	0105 Valves, camshafts and timing system	72
	0106 Engine lubricating system	76
	0107 Engine starting system	82
	0108 Manifolds	83
03.	Fuel System	
	0301 Carburetor	84
	0302 Fuel pumps	87
	0304 Air cleaners.....	88
	0306 Tanks lines, fittings, headers.....	90
	0308 Engine speed governor and controls	92
	0309 Fuel filters.....	96
	0311 Engine starting.....	96
	0312 Accelerator throttle and choke controls	100
04.	Exhaust System	
	0401 Muffler and pipes	101
05.	Cooling System	
	0501 Radiator.....	103
	0503 Water manifold, headers, thermostats and housing gasket	106

		Page
Group 05- Continued	0504 Water pump	108
	0505 Fan assembly	110
06.	Electrical System	
	0601 Generator	111
	0602 Generator regulator (voltage).....	117
	0603 Starting motor.....	121
	0605 Ignition components	125
	0606 Engine safety controls	134
	0607 Instrument or engine control panel.....	134
	0608 Miscellaneous items	136
	0612 Batteries, storage (wet or dry).....	137
	0615 Radio interference suppression.....	139
15.	Frame, Towing Attachments and Draw Bars	
	1501 Frame assembly	139
18.	Body, Cab, Hood And Hull	
	1801 Body cab hood and hull assemblies	140
	1808 Stowage racks, boxes, straps, carrying cases, cable reels and hose reels.....	144
22.	Body Chassis Or Hull And Accessory Items	
	2210 Data plates and instruction holders	144
47.	Gages	
	4701 Tachometer	147
	4702 Gages, mountings, lines, and fittings	148
55.	Pumps	
	5500 Pump assembly	151
	5501 Shafts, rotors, impellers	154
	5505 Suction and/or discharge assembly.....	155
	5508 Lubricators	157
	5511 Couplings	158
95.	General Use Standardized Parts	
	9501 Hardware supplies and bulk materiel common.....	158
SECTION VI.	SPECIAL TOOLS, TEST AND SUPPORT EQUIPMENT (NOT APPLICABLE)	
VII.	FEDERAL STOCK NUMBER AND REFERENCE NUMBER INDEX	214

**SECTION I
INTRODUCTION**

1. Scope

This manual lists repair parts and special tools required for the performance of organizational, direct support, general support, and depot maintenance of the pump.

2. General

a. The repair parts list is arranged as follows:

(1) Individual parts and major assemblies are listed alphabetically by item name within the numbered functional groups.

(2) Assembly components and subassemblies are indented and listed alphabetically by item name under major assemblies.

b. This Repair Parts and Special Tools List is divided into the following sections:

(1) *Prescribed Load Allowance (PLA) Section II.* A consolidated listing of repair parts quantitatively allocated for initial stockage at the organizational level. This is a mandatory minimum stockage allowance.

(2) *Special Tools, Test and Support Equipment-Section III.* No special tools or test and support equipment required for the performance of maintenance at the organizational level.

(3) *Repair Parts-Section IV.* A list of repair parts authorized for the performance of maintenance at the organizational level.

(4) *Repair Parts-Section V.* A list of repair parts authorized for the performance of maintenance at the direct support, general support, and depot level.

(5) *Special Tools, Test and Support Equipment-Section VI.* No special tools or test and support equipment required for the performance of maintenance at the direct support, general support, and depot level.

(6) *Federal Stock Number and Reference Number Index-Section VII.* A list of Federal stock numbers followed by reference numbers, appearing in all the listings, in ascending alpha-numeric sequence cross-referenced to index number.

3. Explanation of Columns

The following provides an explanation of columns in the tabular lists in sections II through VI.

a. *Source, Maintenance, and Recoverability Codes (SMR).*

Note. Common hardware items known to be readily available in Army supply channels will be assigned Maintenance codes only. Source codes, Recoverability codes, and Maintenance Allowances will not be assigned to this category.

(1) *Source Code.* Indicates the selection status and source for the listed item. Source codes used are:

Code	Explanation
P	Applied to repair parts which are stocked in or supplied from DSA/GSA or Army supply system, and authorized for use at indicated categories.
M	Applied to repair parts which are not procured or stocked but are to be manufactured at indicated maintenance categories.
A	Applied to assemblies which are not procured or stocked as such but made up of two or more units, each of which carry individual stock numbers and descriptions and are procured and stocked and can be assembled by units at indicated maintenance categories.
X	Applied to parts and assemblies which are not procured or stocked, the mortality of which is normally below that of the applicable end item, and the failure of which should result in retirement of the end item from the supply system.

- X1 Applied to repair parts which are not procured or stocked, the requirement for which will be supplied by use of the next higher assembly or components.
- X2 Applied to repair parts which are not stocked. The indicated maintenance category requiring such repair parts will attempt to obtain them through cannibalization; if not obtainable through cannibalization, such repair parts will be requisitioned with supporting justification through normal supply channels.
- C Applied to repair parts authorized for local procurements. If not obtainable from local procurement, such repair parts will be requisitioned through normal supply channels with a supporting statement of nonavailability from local procurement.
- G Applied to major assemblies that are procured with PEMA (Procurement Equipment Missile Army) funds for initial issue only to be used as exchange assemblies at DSU and GSU maintenance level. These assemblies will not be stocked above DSU and GSU level or returned to depot supply level.

precious metal content, critical materials, high dollar value reusable casings or castings.

(4) This column also lists, below the SMR code, an index number for each item in ascending numerical sequence, which is used to locate items in the publication when the Federal stock number and/or reference number is known.

b. Federal Stock Number. Indicates the Federal stock number for the item.

c. Description. Indicates the Federal item name and any additional description of the item required. A part number or other reference number is preceded by the applicable five-digit Federal supply code for manufacturers in parentheses.

d. Unit of Issue. Indicates the unit used as a basic for issue, e. g. , ea. pr, ft. yd, etc.

e. Quantity Incorporated in Unit Pack. Indicates the actual quantity contained in the unit pack.

f. Quantity Incorporated In Unit. Indicates the quantity of the item used in the functional group.

g. Fifteen-Day Organizational Maintenance Allowances.

(2) *Maintenance Code.* Indicates the lowest category of maintenance authorized to install the listed items. The maintenance level codes are:

Code	Explanation
O	Organizational maintenance
F	Direct support maintenance
H	General support maintenance
D	Depot maintenance

(1) The allowance columns are divided into four subcolumns. Indicated in each subcolumn opposite the first appearance of each item is the total quantity of items authorized for the number of equipments supported. Subsequent appearance of the same item will have the letters "REF" in the applicable allowance column. Items authorized for use as required but not for initial stockage are identified with an asterisk in the allowance column.

(3) *Recoverability Code.* Indicates whether unserviceable items should be returned for recovery or salvage. Items not coded are expendable. Recoverability codes are:

Code	Explanation
R	Applied to repair parts and assemblies which are economically repairable at DSU and GSU activities and normally are furnished by supply on an exchange basis.
T	Applied to high dollar value recoverable repair parts which are subject to special handling and are issued on an exchange basis. Such repair parts normally are repaired or overhauled at depot maintenance activities.
U	Applied to repair parts specifically selected for salvage by reclamation units because of

(2) The quantitative allowances for organizational level of maintenance represents one initial prescribed load for a 15-day period for the number of equipments supported. Units and organizations authorized additional prescribed loads will multiply the number of prescribed loads authorized by the quantity of repair parts reflected in the appropriate density column to obtain the total quantity of repair parts authorized.

(3) Organizational units providing maintenance for more than 100 of these equipments shall determine the total quantity of parts required by converting the equipment quantity to a decimal factor by placing a decimal point before the next to last digit of the number to indicate hundredths, and multiplying

the decimal factor by the parts quantity authorized in the 51-100 allowance column. Example, authorized allowance for 51-100 equipments is 12; for 140 equipments multiply 12 by 1.40 or 16.80 rounded off to 17 parts required.

(4) Subsequent changes to allowances will be limited as follows: No change in the range of items is authorized. If additional items are considered necessary, recommendation should be forwarded to U. S. Army Mobility Equipment Command for exception or revision to the allowance list. Revisions to the range of items authorized will be made by this Command based upon engineering experience, demand data, or TAFERS information.

h. Thirty-Day DS/GS Maintenance Allowances.

(1) The allowance columns are divided into three subcolumns. Indicated in each subcolumn, opposite the first appearance of each item, is the total quantity of items authorized for the number of equipments supported. Subsequent appearances of the same item will have the letters "REF" in the applicable allowance column, but will have in the description column a reference to the first appearance of the item. Items authorized for use as required but not for initial stockade are identified with an asterisk in the allowance column.

(2) The quantitative allowances for DS/ GS levels of maintenance will represent initial stockage for a 30-day period for the number of equipments supported.

(3) Determination of the total quantity of parts required for maintenance of more than 100 of these equipments can be accomplished by converting the equipment quantity to a decimal factor by placing a decimal point before the next to last digit of the number to indicate hundredths, and multiplying the decimal factor by the parts quantity authorized in the 51-100 allowance column. Example, authorized allowance for 51-100 equipments is 40; for 150 equipments multiply 40 by 1.50 or 60 parts required.

i. One Year Allowances Per 100 Equipments/Contingency Planning Purposes. Indicate opposite the first appearance of each item the total quantity required for distribution and contingency planning purposes. The range of items indicates total quantities of all authorized items required to provide for adequate support of 100 equipments for one year.

j. Depot Maintenance Allowances Per 100 Equipments. Indicates opposite the first appearance of each item the total quantity authorized for depot maintenance of 100 equipments. Subsequent appearances of the same item will have the letters "REF: in the applicable allowance column but will have in the description column a reference to the first appearance of the item. Items authorized for use but not for initial stockage are identified with an asterisk in the allowance column.

k. Illustration.

(1) *Figure Dumber.* Indicates the figure number of the illustration in which the item is shown.

(2) *Item Number.* Indicates the callous number used to reference the item in the illustration.

4. Special Information

a. Repair parts mortality has been based on 1000 hours of operation per year.

b. Parts which require manufacture or assembly at a category higher than that authorized for installation will indicate in the source column the higher category.

c. The following publications pertain to the pump and its components:

TM 5-4320-240-15	Operator, Organizational, Direct Support, General Support and Depot Maintenance Manual
LO 5-4320-240-12	Lubrication Order

5. How to Locate Repair Parts

a. When Federal Stock Number or Reference number is unknown:

(1) *First.* Using the table of contents, determine the functional group or subgroup within which the repair part belongs. This will refer to a page in the parts listing.

(2) Second. The illustration column of the page refers to a figure number.

(3) Third. Locate the figure and identify the repair parts, noting the item number.

(4) Fourth. Refer back to the page of the parts listing. Find the item number in the illustration column that corresponds with the figure number.

b. When Federal Stock Number or reference number is known:

(1) First. Using the Index of Federal Stock Numbers and Reference Numbers, find the pertinent Federal stock number or reference number. This index is in ascending alphanumeric sequence cross-referenced to an index number.

(2) Second. Using the Repair Parts Listing, find the index number referenced in the Index of Federal Stock Numbers and Reference Numbers.

6. Abbreviations

- btl.....bottle
- EAEach
- ftFoot (feet)
- galgallon 5
- hdhead
- id.....inside diameter 5
- in.....inch (es)
- lg.....long (length)
- mtgmounting (s)
- nptnational pipe thread
- No.....Number 5
- odoutside diameter
- psi.....pounds per square inch
- rdround
- tbdthread (s) (ed)
- thk.....thick (ness)

7. Federal Supply Codes for Manufacturers Code Manufacturer

- ()0447 Adams Division of Letourneau Westinghouse Co.
- 03479..... Murphy Frank W. Mfg., Inc.

- | Code | Manufacturer |
|------------|--|
| 04255..... | Weatherhead Co. |
| 10941..... | Carver Pump Co. |
| 13445..... | Cole Hersee Co. |
| 15605..... | Cutler-Hammer, Inc. |
| 16764..... | Delco Rely Division of General Motors Corp. |
| 18163..... | Dole Valve Co. |
| 18266..... | Donaldson Co. The |
| 24981..... | Cits Bros Mfg. Co. |
| 30327..... | Imperial Brass Mfg. Co. |
| 38443..... | Marlin Rockwell Corp. |
| 41197..... | Modine Mfg. Co. |
| 50380..... | Reliance Electric And Engineering Co. |
| 51240..... | Rochester Mfg. Co., Inc. |
| 54399..... | Shaw-Box Cranse and Hoist Division of Manning Maxwell And More, Inc. |
| 57733..... | Stewart Warner Corp. |
| 59730..... | Thomas And Betts Co. |
| 64104..... | Wavkesla Motor Co. |
| 70040..... | AC Spark Plug Division Of General Motors Corp. |
| 72100..... | Dial Thermometer Division Marshall-Tuon Mfg. Inc. |
| 73370..... | Fram Corp. |
| 75665..... | Lovejoy Flexible Coupling Co. |
| 79960..... | Zenith Carburetor Division Of Bendix Aviation Corp. |
| 80684..... | Clark Cable Corp. |
| 82796..... | Fairbanks Morse And Co; Beloit Works Division |
| 91796..... | American Chain And Cable Co. |
| 96162..... | Marvel-Schebler Products Division Of Borg-Warner Corp |
| 96906..... | Military Standard |

8. Report of Equipment Publications Improvements

Report of errors, omissions, and recommendations for improving this publication manual by the individual user is encouraged. Reports should be submitted on a DA Form 2028 (Recommended Changes to DA Publications) and forwarded direct to the Commanding General, U. S. Army Mobility Equipment Command, ATTN: AMSME-MPP, 4300 Goodfellow Boulevard, St. Louis, Mo. 63120.

SECTION II

PRESCRIBED LOAD ALLOWANCE

(1) Federal stock number	(2) Description useable on code	(3) Qty inc in unit pack	(4) 15-Day org maint. alw			
			(A)	(B)	(C)	(D)
			1-5	6-20	21-50	61-100
	0100 -ENGINE ASSEMBLY					
2805-594-5371	GASKET KIT: valve grind (64104) 979-80	1	2	4	8	15
	0105 --VALVES, CAMSHAFT AND TIMING SYSTEM					
5310-364-4655	WASHER, COPPER: valve rocker cover stud (64104) B2747	6		2	2	4
	0106 --ENGINE LUBRICATION SYSTEM					
2815-354-4397	GASKET: valve cover breather (64104) 63043	1		2	2	4
5330-354-4132	GASKET: oil filter adapter (64104) 116548	1		2	2	4
	CARTRIDGE: oil filter (73370) 150611	1	32	63	125	250
	0301 --CARBURETOR					
2910-594-5269	GASKET: carburetor mtg (64104) B365	1		2	2	4
	0302 --FUEL PUMP					
2910-807-7308	PUMP ASSEMBLY, FUEL (70040) 5656630	1		2	2	4
5310-187-8664	WASHER, FLAT: fuel pump mtg (64104) B2135	2		2	2	4
	0306 --TANKS, LINES, FITTINGS, HEADERS					
2910-778-8985	CAP, FILLER: fuel tank (96906) MS34644-1	1		2	2	2
2910-873-5344	LINE ASSEMBLY: carburetor to pump (64104) 0119796	1			2	2
4730-011-6452	BUSHING, REDUCING (04255) 111DX4	2			2	2
4730-142-2240	ELBOW, PIPE TO TUBE (04255) 49X4	2			2	2
5330-169-7145	GASKET: flange (10940) A300-1446	1			2	2
	0308 --ENGINE SPEED GOVERNOR AND CONTROLS					
2990-354-4425	GASKET: governor housing (64104) 41283A	1		2	2	4
2990-810-4644	GOVERNOR ASSEMBLY (64104) CN180244A	1			2	2
	0309 --FUEL FILTERS					
2910-254-5028	BOWL, FUEL FILTER (79960)	1			2	2

(1) Federal stock number	(2) Description <u>useable on code</u>	(3) Qty inc in unit pack	(4) 15-Day org maint. alw			
			(A)	(B)	(C)	(D)
			1-5	6-20	21-50	51-100
2910-778-8988	STRAINER ASSEMBLY, FUEL (96906) MS51086	1			2	2
2910-781-5835	FILTER ASSEMBLY, FUEL (79960)	1			2	2
5330-496-0066	GASKET: filter bowl (79960) F1X38 0322-ACCELERATOR, THROTTLE AND CHOKE CONTROLS	1			2	2
3040-781-5837	CONTROL, CHIKE (64104) 158865K 0503 -WATER MANIFOLD, HEADERS, OSTATS AND HOUSING GASKETS	1		2	2	2
2930-810-4660	HOSE, RADIATOR: inlet connection (64104) B7780	1			2	2
2930-873-6452	HOSE, RADIATOR: outlet connection (64104) 119897A	1			2	2
2930-873-6452	HOSE, RADIATOR (64104) B70735 0504 -WATER PUMP	1			2	2
2930-325-5299	PUMP ASSEMBLY, WATER (64104) A190360	1			2	2
2930-736-0134	GASKET: water pump mtg (64104) 152311 0505 --FAN ASSEMBLY	1		2	2	4
3030-294-9860	BELT, "V": fan drive (64104) 190203A 0601 --GENERATOR, ALTERNATOR	1	2	2	2	2
3030-204-0108	BELT, "V": generator drive (64104) 152147 KIT, REPAIR: generator (64104) 903-108 0605 -IGNITION COMPONENTS	1	2	2	4	8
2920-142-0888	SET, CONTACT: distributor (82796) A2437AX	1		2	2	4
2920-354-0758	GASKET: distributor cap (82796) M2498	1		2	2	4
2920-641-0674	GASKET: end cover (82796) D682A	1		2	2	4
2920-779-0226	ROTOR, MAGNETO (82796) 52765X	1		2	2	2
2920-779-0271	ROTOR, MAGNETO (82796) CZ2480	1		2	2	2
2920-791-5261	MAGNETO ASSEMBLY (82796) FME6B8M	1			2	2
2920-807-7289	CABLE SET: magneto (64104) 162872	1		2	2	4
2920-810-7082	PLUG, SPARK (11583) XM-D21	6	10	38	75	105
5330-196-7144	GASKET (64104) 116292A	1		2	2	4

(1) Federal stock number	(2) Description useable on code	(3) Qty inc in unit pack	(4) 15-Day org maint. alw			
			(A)	(B)	(C)	(D)
			1-5	6-20	21-50	51-100
	0606 —ENGINE SAFETY CONTROLS					
5930-789-6714	SWITCH, BATTERY DISCONNECT (64104) 69604	1		2	2	4
	SWITCH, SAFETY BY-PASS (15605) 90-3813	1		2	2	4
	0607 —INSTRUMENT OR ENGINE CONTROL PANEL					
2920-779-0275	SWITCH, STARTER (13445) 9060	1			2	2
	SWITCH, IGNITION (15605) 90-2681	1			2	2
6150-810-4735	CABLE ASSEMBLY, BATTERY: cut- off switch (64104) 0151712	1		2	2	2
	CABLE ASSEMBLY: oil gage to water gage (64104) 0156927	1		2	2	2
6150-810-4737	CABLE, GAGE (64104) 0155486	1		2	2	2
6210-229-5202	LIGHT, PANEL (13445) DL-5	1			2	2
	BULB: panel light (13445) 303	1		2	2	4
	AMMETER: engine generator (57733) 357BM	1			2	2
6680-781-5836	GAGE ASSEMBLY, OIL (64104) E120844	1			2	2
	1801 BODY, CAB, HOOD, AND HULL					
5325-011-3751	GROMMET: panel (64104) Y6207	1		2	2	2
5340-016-4617	PLUG: panel hole (64104)	1		2	2	2
	4701 —TACHOMETER					
2920-354-4128	GASKET: tachometer mtg (64104) 116292	1		2	2	4
3040-774-5944	CABLE: tachometer (05662) 2FS8L43-1-21N	1		2	2	2
	TACHOMETER (50380) B35C24	1		2	2	2
	4702 —GAGES MOUNTING, LINES AND FITTINGS					
4820-287-4305	COCK: shut-off permagage line (30327) NO104HD1/4 MPT	2		2	2	4
6685-580-4116	DAMPENER: fluid pressure (54399) NO1106B	2		2	2	4
6685-735-1697	GAGE ASSEMBLY: water temperature (64104) E120843	1			2	2

(1) Federal stock number	(2) Description useable on code	(3) Qty inc in unit pack	(4) 15-Day org maint. alw			
			(A) 1-5	(B) 6-20	(C) 21-50	(D) 51-100
6685-924-9434	GAGE: suction pressure, 0 to 30 Hg psi (72100) 4-1-2FIG1760PA	1		2	2	2
6685-949-5040	GAGE: pressure discharge 0 to 300 HG psi (72100) 4-1-2FIG1760PA 5595 SUCTION AND/OR DISCHARGE ASSEMBLY	1		2	2	2
5303-297-0768	SCREW, CAP, HEXAGON HEAD: suction Flange nipple (96906) MS35297-190	12	2	5	10	21

(1) SMR CODE INDEX NO.	(2) FEDERAL STOCK NUMBER	(3) DESCRIPTION REFERENCE NO. & MFR. CODE USABLE ON CODE		(4) UNIT OF ISSUE	(5) QTY INC IN UNIT PACK	(6) QTY INC IN UNIT	(7) 15-DAY ORGANIZATIONAL MAINTENANCE ALW				(8) ILLUS- TRATION	
							(a)	(b)	(c)	(d)	(a)	(b)
							1-5	6-20	21-50	51-100	FIG NO.	ITEM NO.
00001		SECTION IV - REPAIR PARTS FOR ORGANIZATIONAL MAINTENANCE										
00001A		GROUP 01 - ENGINE										
00002		0100 - ENGINE ASSEMBLY										
X20 00004		EYE: LIFTING BOLT, ENGINE (64104) A117974A		EA		1					3	
X1 00005		ADAPTER: EYE BOLT (64104) 157267		EA		1					3	7
X1 00006		BOLT: LIFTING EYE (64104) 117974A		EA		1					3	8
P O 00007	2805-594-5371	GASKET KIT: VALVE GRIND (64104) 979-80		EA		1	2	4	8	15		
P O 00011	6620-096-6893	GASKET: THERMOSTAT HOUSING (64104) 117231		EA		1	SEE GRP 0503					
P O 00015	5310-367-4655	WASHER, COPPER: VALVE ROCKER COVER STUD (64104) B2747		EA		6	SEE GRP 0105					
P O 00019	2920-340-5169	GASKET: MAGNETO MTG (64104) 73904		EA		1	SEE GRP 0105					
P O 00022	2910-371-0314	GASKET: FUEL PUMP MTG (64104) 73842		EA		1	SEE GRP 0302					
P O 00024	5330-354-4132	GASKET: OIL FILTER ADAPTER MTG (64104) 116548		EA		1	SEE GRP 0106					
P O 00026	2990-354-4425	GASKET: GOVERNOR HOUSING (64104) 41283A		EA		1	SEE GRP 0308					
P O 00027	2805-790-3429	GASKET: HOUSING TO CRANKCASE (64104) 120181		EA		1	SEE GRP 4701					
P O 00032	2920-354-4128	GASKET: TACHOMETER MTG (64104) 116292		EA		1	SEE GRP 4701					
P O 00035	5330-360-7232	GASKET, NONMETALLIC: VALVE COVER BREATHER (64104) 63043		EA		1	SEE GRP 0106					

(1) SMR CODE INDEX NO	(2) FEDERAL STOCK NUMBER	(3) DESCRIPTION REFERENCE NO. & MFR. CODE USABLE ON CODE		(4) UNIT OF ISSUE	(5) QTY INC IN UNIT PACK	(6) QTY INC IN UNIT	(7) 15-DAY ORGANIZATIONAL MAINTENANCE ALW				(8) ILLUS- TRATION	
							(a)	(b)	(c)	(d)	(a) FIG NO.	(b) ITEM NO.
							1-5	6-20	21-50	51-100		
P O 00036	2930-736-0134	GASKET: WATER PUMP MTG (64104) 152311		EA		1	SEE GRP 0504					
P O 00041	5310-187-8664	WASHER, FLAT: FUEL PUMP MTG (64104) B2135		EA		2	SEE GRP 0302					
P O 00042	5310-187-8664	WASHER, FLAT: GOVERNOR MTG SCREW (64104) B2135		EA		3	SEE GRP 0308					
O 00044	5310-012-4573	NUT, PLAIN, HEXAGON: ENGINE SUPPORT SCREW, 7/16-14 THD SIZE		EA		2					1	13
O 00045	5305-281-1694	SCREW, CAP, HEXAGON HEAD: FRONT ENGINE SUPPORT MTG, 3/4-10 THD SIZE, 1 1/2 IN. LG (96906) MS35291-185		EA		2					1	10
O 00046	5305-022-7820	SCREW, CAP, HEXAGON HEAD: ENGINE TO SUPPORT, 7/16-14 THD SIZE, 1 1/2 IN. LG		EA		2					1	1
O 00047	5305-558-9417	SCREW, CAP, HEXAGON HEAD: ENGINE MTG, 3/4-10 THD SIZE, 3 IN. LG (96906) MS35309-191		EA		2					5	14
O 00050	5310-194-9201	WASHER, FLAT: ENGINE MTG SCREW, 3/4 IN. SCREW SIZE		EA		2					1	9
O 00051	5310-012-0383	WASHER, LOCK: ENGINE SUPPORT SCREW, 7/16 IN. BOLT SIZE		EA		2					1	12
00051A		0101 - CRANKCASE, BLOCK CYLINDER HEAD										
P O 00060	5315-429-3851	PIN, ESCUTCHEON: NAMEPLATE (64104) B557A		EA		4	SEE GRP 2210					
X20 00064		PLATE, NAME (64104) 156060		EA		1	SEE GRP 2210					
P O 00111	5305-333-4001	SCREW, CYLINDER HEAD: SPECIAL (64104) 116273		EA		1	* * *	*	*		3	15
P O 00112	5305-071-2483	SCREW, CAP, HEXAGON HEAD: CYLINDER HEAD ATTACHING (64104) 116312		EA		19	* * *	*	*		3	5

(1) SMR CODE INDEX NO.	(2) FEDERAL STOCK NUMBER	(3) DESCRIPTION REFERENCE NO. & MFR. CODE USABLE ON CODE		(4) UNIT OF ISSUE	(5) QTY INC IN UNIT PACK	(6) QTY INC IN UNIT	(7) 15-DAY ORGANIZATIONAL MAINTENANCE ALW				(8) ILLUS- TRATION	
							(a)	(b)	(c)	(d)	(a) FIG NO.	(b) ITEM NO.
							1-5	6-20	21-50	51-100		
P O 00114	5340-016-1185	SPACER: OIL LINE TO ROCKER ARM STUD (64104) 155404		EA		1	*	*	*	*		
O 00115	5307-594-5279	STUD, PLAIN: MANIFOLD TO BLOCK CLAMP, 3/8-24 THD SIZE, ONE END, 3/8-16 THD SIZE, OTHER END, 6 1/4 IN. LG (64104) B9621A		EA		3					3	23
P O 00116	5307-820-7452	STUD, PLAIN: MANIFOLD TO CYLINDER HEAD, 7/16-14 THD SIZE, ONE END, 7/16-20 THD SIZE, OTHER END, 5 3/8 IN. LG (64104) 107120A		EA		2	*	*	*	*	3	21
P O 00117	5307-820-7454	STUD, PLAIN: MANIFOLD TO CYLINDER HEAD, 3/8-16 THD SIZE, ONE END, 3/8-24 THD SIZE, OTHER END, 5 1/4 IN. LG (64104) 151012A		EA		1	*	*	*	*	3	22
P O 0G120	5307-011-3247	STUD, PLAIN: INTAKE, ENGINE, 3/8-16 THD SIZE, 1 3/4 IN. LONG		EA		12	*	*	*	*		
00121		0102 CRANKSHAFT										
P O 00133	2805-870-0428	PULLEY ASSEMBLY, FAN (64104) 0190195		EA		1	*	*	*	*	4	18
00169A		0105 - VALVES, CAMSHAFTS, AND TIMING SYSTEM										
P O 00179	2805-778-8861	COVER ASSEMBLY: ROCKER ARM (64104) C190339D		EA		1	*	*	*	*	8	
X20 00181		NAMEPLATE: ENGINE VALVE COVER (64104) 152171		EA		1	SEE GRP 2210				8	17
X20 00182	5315-429-3851	PIN, DRIVE: VALVE COVER NAMEPLATE MTO (64104) B557A		EA		6	SEE GRP 2210				8	10
O 00193	5310-022-5831	NUT, PLAIN, HEXAGON: COVER TO CYLINDER HEAD, 3/8-24 THD SIZE (64104) 21194		EA		6					8	15
P O 00213	5310-367-4655	WASHER COPPER: VALVE ROCKER COVER STUD (64104) B2747 (COMPONENT OF GASKET SET, STOCK NO. 2805-594-5371, SEE GROUP 0100)		EA		6	*	2	2	4	8	14

(1) SMR CODE INDEX NO.	(2) FEDERAL STOCK NUMBER	(3) DESCRIPTION REFERENCE NO. & MFR. CODE USABLE ON CODE	(4) UNIT OF ISSUE	(5) QTY INC IN UNIT PACK	(6) QTY INC IN UNIT	(7) 15 DAY ORGANIZATIONAL MAINTENANCE ALW				(8) ILLUS- TRATION	
						(a)	(b)	(c)	(d)	FIG NO.	ITEM NO
						1-5	6-20	21-50	51-100		
00214A		0106- ENGINE LUBRICATING SYSTEM									
X20 00214B		ADAPTER, FILTER: FILTER LINES TO CRANKCASE (64104) 950990	EA		1					12	12
X20 00215	4730-496-7338	ADAPTER, STRAIGHT, PIPE TO TUBE: OIL FILTER OUTLET (64104) 116335C	EA		1					12	25
0 00218	5306-696-5077	BOLT, MACHINE: OIL PAN TO CRANKCASE, 5/16-18 THD SIZE, 5/8 IN. LG (64104) 21308	EA		2					11	6
0 00219	5306-616-2955	BOLT, MACHINE: FILTER BODY TO BRACKET, 5/16-18 THD SIZE (64104) 026058	EA		2					12	16
0 00220	5306-696-5077	BOLT, MACHINE: OIL FILTER BRACKET, 5/16-18 THD SIZE, 5/8 IN. LG (64104) 21308	EA		2					12	21
X20 00221		BRACKET, ASSEMBLY, FILTER (64104) A152901	EA		1					12	
X20 00221A		BRACKET, FILTER (64104) 152901	EA		1					12	14
P 0 00222	2805-374-5916	BREATHER, CRANKCASE: ENGINE VALVE COVER (64104) 180070	EA		1	*	*	*	*	8	13
0 00223	5340-282-5551	CLAMP: OIL PAN DRAIN HOSE, 5/8 IN. HOSE SIZE	EA		1					11	14
0 00224	4820-604-7995	COCK, DRAIN: OIL PAN DRAIN LINE (04255) 211280	EA		1					11	12
0 00226	4730-496-7341	ELBOW, PIPE TO TUBE: OIL FILTER TO ADAPTER (64104) 78407	EA		3					12	8
0 00227	4730-249-1476	ELBOW, PIPE: OIL LINE DRAIN (64104) 782070	EA		1					11	9
X20 00228		ELL, STREET: OIL PRESSURE GAGE (64104) 8567	EA		1						
X20 00230		FILTER ASSEMBLY (73370) 150623	EA		1					12	10

(1) SMR CODE	(2) FEDERAL STOCK NUMBER	(3) DESCRIPTION		(4) UNIT OF ISSUE	(5) QTY INC IN UNIT PACK	(6) QTY INC IN UNIT	(7) 15-DAY ORGANIZATIONAL MAINTENANCE ALW				(8) ILLUS- TRATION	
							(a) 1-5	(b) 6-20	(c) 21-50	(d) 51-100	(a) FIG NO	(b) ITEM NO.
P 0 00231	2940-141-9026	REFERENCE NO. & MFR. CODE	USABLE ON CODE	EA		1	32	63	125	250	12	6
X20 00232		CARTRIDGE: OIL FILTER (96906) MS35345-1		EA		1						
X1 00233		CASE ASSEMBLY: OIL FILTER (73370) 146514		EA		1					12	
0 00234	5306-696-5077	COVER ASSEMBLY (73370) 166743		EA		2					12	1
X1 00235		BOLT, MACHINE: BODY CLAMP TO BRACKET (73370) 152880		EA		1					12	3
0 00236	5310-262-3000	COVER: OIL FILTER (73370) 166742		EA		1					12	2
X1 00237		WASHER, COPPER: COVER BOLT		EA		1					12	5
X1 00238		GASKET: FILTER COVER (73370) 152882		EA		1					12	4
X20 00239		SPRING: OIL FILTER COVER (73370) 152883		EA		1	SEE GRP 2210					
X20 00240		DECAL: INLET, OIL FILTER (73370) 154100		EA		1	SEE GRP 2210					
X20 00240A		DECAL: OIL FILTER BODY (73370) 104917		EA		1	SEE GRP 2210					
0 00241	5310-012-0372	DECAL: OIL FILTER COVER (73370) 166803		EA		2					12	24
X20 00242	2940-391-3330	NUT, PLAIN SQUARE: OIL FILTER STRAP SCREW, 1/4-20 THD SIZE (73370) 153684		EA		2					12	22
0 00243	5310-012-0380	STRAP: OIL FILTER (73370) 102153		EA		2					12	23
0 00244	2805-594-9003	WASHER, LOCK: FILTER STRAP SCREW, 1/4 IN. SCREW SIZE (73370) 151413		EA		1					12	26
		PLUG: OIL FILTER DRAIN, 3/8-18 THD SIZE (64104) 119126		EA		1						

(1) SMR CODE INDEX NO.	(2) FEDERAL STOCK NUMBER	(3) DESCRIPTION REFERENCE NO. & MFR. CODE USABLE ON CODE		(4) UNIT OF ISSUE	(5) QTY INC IN UNIT PACK	(6) QTY INC IN UNIT	(7) 15-DAY ORGANIZATIONAL MAINTENANCE ALW				(8) ILLUS- TRATION	
							(a)	(b)	(c)	(d)	(a) FIG NO.	(b) ITEM NO.
							1-5	6-20	21-50	51-100		
0 00245	5305-290-2676	SCREW, MACHINE: OIL FILTER STRAP, 1/4-20 THD SIZE, 3 IN. LG (73370) 109024		EA		2					12	20
P O 00246	6680-542-3698	GAGE ASSEMBLY: OIL LEVEL (64104) 0154350		EA		1	*	*	*	*	13	
X1 00247		BLADE: OIL GAGE (64104) 154350		EA		1					13	4
X1 00248		CAP: OIL LEVEL GAGE (64104) 160049		EA		1					13	2
P O 00249	5310-422-5945	NUT, PLAIN, HEXAGON: BLADE ATTACHING (64104) Y7076		EA		1	*	*	*	*	13	1
X1 00250		WASHER, BLADE (64104) 80665A		EA		1					13	3
X20 00251	4730-810-3560	FITTING, RESTRICTION (64104) B7106C		EA		2					36	8
P O 00252	5330-360-7232	GASKET, NONMETALLIC: VALVE COVER BREATHER (64104) 63043 (COMPONENT OF PARTS KIT, STOCK No. 2815-620-6093, SEE GROUP 0100)		EA		1	*	2	2	4	8	16
P O 00254	5330-354-4132	GASKET: OIL FILLER ADAPTER MTG (64104) 116548		EA		1	*	2	2	4	12	11
M O 00256		HOSE, RUBBER: OIL PAN DRAIN, 5/8 IN. DIA, 3 IN. LG		EA		1					11	13
P O 00257	4720-277-8994	HOSE, RUBBER (3 IN. REQUIRED)		FT			SEE GROUP 5001					
P O 00258	2805-778-8974	LINE ASSEMBLY: OIL INLET TO FILTER ADAPTER (64104) A152902A		EA		1	*	*	*	*	12	7
X1 00259		LINE, OIL (64104) 152902A		EA		1						
P O 00262	4720-790-3391	LINE ASSEMBLY: OIL FILTER OUTLET (64104) A152903		EA		1	*	*	*	*	12	27

(1) SMR CODE INDEX NO.	(2) FEDERAL STOCK NUMBER	(3) DESCRIPTION REFERENCE NO. & MFR. CODE USABLE ON CODE		(4) UNIT OF ISSUE	(5) QTY INC IN UNIT PACK	(6) QTY INC IN UNIT	(7) 15-DAY ORGANIZATIONAL MAINTENANCE ALW				(8) ILLUS- TRATION	
							(a)	(b)	(c)	(d)	(a) FIG NO.	(b) ITEM NO.
							1-5	6-20	21-50	51-100		
X1 00263		LINE, OIL TUBE (64104) 152903		EA		1						
X1 00265		CONNECTOR, TUBE (64104) 73017A		EA		2					8	32
X1 00266		NUT, INVERTED (64104) 73016A		EA		2					8	31
X1 00267		TUBE, COPPER (64104) 164256		EA		1					8	30
P O 00268	6115-095-4469	LINE, RUBBER: OIL GAGE TO CRANKCASE (64104) 50864H		EA		1	*	*	2	2	36	6
O 00271	5310-012-0376	NUT, PLAIN, HEXAGON: OIL FILTER BRACKET, 5/16-18 THD SIZE		EA		6					12	15
P O 00292	4730-810-3560	RESTRICTOR: FILTER TUBE INLET LINE (64104) B7106C		EA		2	*	*	*	*	12	9
O 00293	5305-207-0912	SCREW, CAP, HEXAGON HEAD: OIL PAN DRAIN CLAMP, 1/4-20 THD SIZE, 5/8 IN. LG		EA							11	16
O 00294	5305-012-2394	SCREW, CAP, HEXAGON HEAD: BRACKET TO CRANKCASE		EA		2					12	19
O 00295	5305-042-6368	SCREW, CAP, SOCKET HEAD: ADAPTER TO ENGINE BLOCK ATTACHING, 3/8-16 THD SIZE, 3/4 IN. LG (64104) 21983		EA		1					12	13
O 00301	5310-261-7401	WASHER, LOCK: OIL FILTER BRACKET, 5/16 IN. BOLT SIZE (64104) 21648		EA		4					12	17
O 00302	5310-012-0384	WASHER, LOCK: BRACKET TO CRANKCASE, 0.509 IN. ID, 0.889 IN. OD, 0.135 IN. THK (64104) 21539		EA		2					12	18
O 00304	5310-637-9541	WASHER, LOCK: OIL PUMP BODY SCREW, 3/8 IN. SCREW SIZE (64104) 21052		EA		1					10	4
O 00305	5310-017-1531	WASHER, LOCK: OIL PAN DRAIN HOSE CLAMP, 1/4 IN. SCREW SIZE (64104) 21050		EA		1					11	15

(1) SMR CODE INDEX NO.	(2) FEDERAL STOCK NUMBER	(3) DESCRIPTION REFERENCE NO. & MFR. CODE USABLE ON CODE	(4) UNIT OF ISSUE	(5) QTY INC IN UNIT PACK	(6) QTY INC IN UNIT	(7) 15-DAY ORGANIZATIONAL MAINTENANCE ALW				(8) ILLUS- TRATION	
						(a)	(b)	(c)	(d)	(a)	(b)
						1-5	6-20	21-50	51-100	FIG NO.	ITEM NO.
00306		0107 ENGINE STARTING SYSTEM									
X20 00306A		BEARING: HAND CRANK (64104) 74613	EA		1					1	5
X20 00307		CLIP, PIPE: CRANK ROD HOLDER, 5/8 IN. ID (59730) 1210	EA		3					11	14
P O 00308	2990-778-8863	CRANK ASSEMBLY: HAND (64104) A117229F	EA		1	*	*	*	*	1	
X1 00309		CRANK: HAND (64104) 117229F	EA		1					1	7
O 00310	5315-011-2116	PIN: HAND CRANK (64104) B6380	EA		1					1	6
O 00311	5310-010-2635	NUT, PLAIN, HEXAGON: CRANK BEARING ATTACHING, 3/8-16 THD SIZE (64104) 21189	EA		3					1	2
O 00312	5305-018-0118	SCREW, CAP, HEXAGON HEAD: CRANK ROD HOLDER CLIP, 3/8-16 THD SIZE, 5/8 IN. LG (96906) MS35297-57	EA		3					11	16
O 00313	5305-637-4039	SCREW, CAP, HEXAGON HEAD: CRANK BEARING ATTACHING, 3/8-16 IN. THD SIZE, 1 1/8 IN. LG (64104) 21350	EA		3					1	8
O 00314	5310-261-7340	WASHER, LOCK: CRANK BEARING ATTACHING SCREW, 3/8 IN. SCREW SIZE (64104) 21052	EA		3					1	3
O 00315	5310-012-0381	WASHER, LOCK: CRANK HOLDER CLIP SCREW, 3/8 IN. SCREW SIZE	EA		3					11	15
00316		0108 - MANIFOLDS									
X20 00316A		MANIFOLD ASSEMBLY (64104) G190342E	EA		1						
P O 00317	5306-715-1927	BOLT, MACHINE: EXHAUST AND INTAKE MANIFOLD ATTACHING, 3/8-16 IN. THD SIZE, 1 IN. LG (64104) 21349	EA		4	*	*	*	*	14	6

(1) SMR CODE INDEX NO.	(2) FEDERAL STOCK NUMBER	(3) DESCRIPTION REFERENCE NO. & MFR. CODE USABLE ON CODE	(4) UNIT OF ISSUE	(5) QTY INC IN UNIT PACK	(6) QTY INC IN UNIT	(7) 15-DAY ORGANIZATIONAL MAINTENANCE ALW				(8) ILLUS- TRATION	
						(a)	(b)	(c)	(d)	(a) FIG NO.	(b) ITEM NO.
						1-5	6-20	21-50	51-100		
P O 00318	2805-790-3428	CLAMP: MANIFOLD TO CYLINDER HEAD (64104) 116296	EA		2	*	*	*	*	14	12
P O 00319	2805-790-3426	CLAMP: MANIFOLD TO CYLINDER HEAD (64104) 116201	EA		2	*	*	*	*	14	7
P O 00320	2805-790-3427	CLAMP: MANIFOLD TO CYLINDER HEAD (64104) 116203	EA		2	*	*	*	*	14	13
X1 00321	2805-569-4470	GASKET: INTAKE TO EXHAUST MANIFOLD (64104) 116202 (COMPONENT OF GASKET SET, STOCK No. 2805-594-5371, See Group 0100	EA		1					14	9
X1 00322	2815-303-5809	GASKET: MANIFOLD TO CYLINDER HEAD (64104) 44932C (COMPONENT OF GASKET SET, STOCK No. 2805-594-5371, See Group 0100	EA		1					14	3
P O 00323	2805-774-5943	MANIFOLD, INTAKE: ENGINE CYLINDER HEAD (64104) 190341A	EA		1	*	*	*	*	14	10
P O 00324	2805-778-8980	MANIFOLD, EXHAUST: ENGINE CYLINDER HEAD (64104) 190342E	EA		1	*	*	*	*	14	4
P O 00325	5310-594-5267	NUT, PLAIN, HEXAGON: CLAMP TO STUD ATTACHING, 3/8-24 THD SIZE (64104) B2943	EA		6	*	*	*	*	14	8
P O 00326	4730-289-5327	PLUG, PIPE: INTAKE MANIFOLD, 1/4-18 THD SIZE (64104) 78282C	EA		1	*	*	*	*	14	11
P O 00327	5310-017-1532	WASHER, LOCK: EXHAUST TO INTAKE MANIFOLD ATTACHING, 3/8 IN. BOLT SIZE (64104) 21729	EA		4	*	*	*	*	14	5
00328		GROUP 03 - FUEL SYSTEM									
00328A		0301 - CARBURETOR									
P O R 00328B	2910-778-8982	CARBURETOR, FLOAT (96152) 10-3185 (INCLUDES COMPONENTS OF REPAIR KIT, STOCK No. 2910-773-9625)	EA		1	*	2	2	4	15	1

(1) SMR CODE INDEX NO.	(2) FEDERAL STOCK NUMBER	(3) DESCRIPTION REFERENCE NO. & MFR. CODE USABLE ON CODE		(4) UNIT OF ISSUE	(5) QTY INC IN UNIT PACK	(6) QTY INC IN UNIT	(7) 15-DAY ORGANIZATIONAL MAINTENANCE ALW				(8) ILLUS- TRATION	
							(a)	(b)	(c)	(d)	(a) FIG NO.	(b) ITEM NO.
							1-5	6-20	21-50	51-100		
X1 00329		BODY, CARBURETOR (96152) 10-3188		EA		1						
X20 00330	2910-710-6903	BRACKET, CHOKE (96152) 29-537		EA		1						
X1 00331	2910-364-4971	BRACKET: FLOAT (96152) 136-54		EA		1						
X20 00332	5340-374-5316	CLIP, RETAINING (96152) 82-16		EA		1						
X20 00333		CLEVIS (96152) 121-501		EA		1						
X1 00334	2910-854-4841	FLOAT AND LEVER ASSEMBLY (96152) 30-631		EA		1						
X1 00335		GASKET: THROTTLE SHAFT (96152) 16A41		EA								
X1 00336	5330-981-6231	GASKET (96152) 16-47		EA		1						
X1 00337		JET: ECONOMIZER (96152) 49-264		EA		1						
X1 00338		NEEDLE: POWER ADJUST (96152) 43-134		EA		1						
X1 00339		NEEDLE: MAIN ADJUSTING (96152) 43-625		EA		1						
X1 00340	2910-718-9250	PACKING: POWER ADJUST NEEDLE (96152) 44-51		EA		1						
X1 00341		PACKING, THROTTLE (96152) 44-27		EA		1						
X1 00342	4730-364-4987	PLUG, PIPE: CARBURETOR DRAIN (96152) 99-7		EA		1						
X1 00343	5330-358-5203	RETAINER: ADJUSTING NEEDLE (96152) 55-285		EA		1						
X1 00344	2910-328-9833	SCREW, MACHINE: THROTTLE, No. 8-32 THD SIZE, 3/4 IN. LG (96152) 15-42		EA		1						

(1) SMR CODE	(2) FEDERAL STOCK NUMBER	(3) DESCRIPTION		(4) UNIT OF ISSUE	(5) QTY INC IN UNIT PACK	(6) QTY INC IN UNIT	(7) 15-DAY ORGANIZATIONAL MAINTENANCE ALW				(8) ILLUS- TRATION	
							(a)	(b)	(c)	(d)	(a)	(b)
							1-5	6-20	21-50	51-100	FIG NO.	ITEM NO.
X1 00345	5305-623-4280	SCREW, MACHINE (96152) 15-285		EA		2						
X1 00346	5305-413-5367	SCREW, MACHINE: No. 10-24 THD SIZE, 1/4 IN. LG (96152) 15A55		EA		2						
X1 00347	5305-010-0675	SCREW, FILLISTER HEAD: No. 12-24 THD SIZE, 3/4 IN. LG (96152) 15A85		EA		4						
X1 00348	5305-754-2216	SCREW, FILLISTER HEAD: No. 8-32 THD SIZE, 3/8 IN. LG (96152) 15A93		EA		1						
X1 00349		SHAFT, CHOKE ASSEMBLY (96152) 26-728		EA		1						
X20 00350	5340-169-7068	SPRING, HELICAL, COMPRESSION: THROTTLE STOP (96152) 24-262		EA		1						
X1 00351		SPRING: GOVERNOR LEVER (96152) 24A129		EA		1						
X20 00352	2910-777-2865	SWIVEL, CHOKE ROD (96152) 28-49		EA		1						
X1 00353		THROTTLE, BODY (96152) 227-1135		EA		1						
X1 00353		VALVE, CHOKE ASSEMBLY (96152) 27-540		EA		1						
X1 00354	2910-354-2827	VALVE, BUTTERFLY (96152) 14-139		EA								
X1 00355		VENTURI (96152) 46A11		EA		1						
X1 00356	5330-291-7918	WASHER, NONMETALLIC (96152) 16-4		EA		1						
X1 00357	5330-413-5347	WASHER, NONMETALLIC (96152) 16-456		EA		1						
P O 00358	2910-594-5269	GASKET: CARBURETOR TO MANIFOLD (64104) 8365	USABLE ON CODE	EA		1	*	2	2	4	15	2

(1) SMR CODE INDEX NO	(2) FEDERAL STOCK NUMBER	(3) DESCRIPTION REFERENCE NO. & MFR. CODE	(4) UNIT OF ISSUE	(5) QTY INC IN UNIT PACK	(6) QTY INC IN UNIT	(7) 15-DAY ORGANIZATIONAL MAINTENANCE ALW				(8) ILLUS- TRATION	
						(a)	(b)	(c)	(d)	(a) FIG NO.	(b) ITEM NO.
						1-5	6-20	21-50	51-100		
0 00371	5307-017-1538	STUD, PLAIN: CARBURETOR ATTACHING, 5/16-24 THD SIZE, BOTH ENDS (64104) 84025	EA		2					15	3
0 00372	5310-012-2198	NUT, PLAIN, HEXAGON: CARBURETOR ATTACHING STUD, 5/16-24 THD SIZE (64104) 21185	EA		2					15	5
0 00373	5310-010-3320	WASHER, LOCK: CARBURETOR ATTACHING STUD, 5/16 IN. STUD SIZE (64104) 21051	EA		2					15	4
00374		0302 - FUEL PUMPS									
0 00374A	5306-166-2091	BOLT, MACHINE: FUEL PUMP MTG, 5/16-18 THD SIZE, 5/8 IN. LG (64104) 21307	EA		2					16	9
P 0 00375	2910-371-0314	GASKET: FUEL PUMP MTG (64104) 73842 (COMPONENT OF PARTS KIT. Stock No. 2815-620-6093; See Group 0100	EA		1	*	2	2	4	16	3
P 0 00376	2910-807-7308	PUMP ASSEMBLY, FUEL: CAM ACTUATED (70040) 5656630 (INCLUDES COMPONENTS OF KIT, REPAIR, Stock No. (70040) 6413159)	EA		1	*	2	2	4	16	10
P 0 00383	5310-187-8664	WASHER, FLAT: FUEL PUMP MTG, 21/64 IN. ID, 1/2 IN. OD, 1/32 IN. THK (64104) B2135 (COMPONENT OF PARTS KIT. Stock No. 2815-620-6093, See Group 0100	EA		2	*	2	2	4	16	8
00384		0304 - AIR CLEANERS									
X20 00384A		CAP, RAIN: AIR CLEANER (64104) 117412	EA		1					17	2
X20 00385		CLAMP: AIR CLEANER ELBOW (64447) 723852	EA		2					17	16

0304

(1) SMR CODE INDEX NO.	(2) FEDERAL STOCK NUMBER	(3) DESCRIPTION REFERENCE NO. & MFR. CODE USABLE ON CODE		(4) UNIT OF ISSUE	(5) QTY INC IN UNIT PACK	(6) QTY INC IN UNIT	(7) 15-DAY ORGANIZATIONAL MAINTENANCE ALW				(8) ILLUS- TRATION	
							(a) 1-5	(b) 6-20	(c) 21-50	(d) 51-100	(a) FIG NO.	(b) ITEM NO.
O 00386	4730-358-5965	CLAMP, HOSE: AIR CLEANER (64104) 65737		EA		6					17	3
P O 00387	2940-778-8984	CLEANER ASSEMBLY, AIR: ENGINE (18265) FCA06-2220		EA		1	*	*	*	*	17	
X1 00388		BODY ASSEMBLY: AIR CLEANER (18265) P10615		EA		1					17	1
X20 00389	2940-555-6723	AIR CLEANER INTAKE (18265) P2745		EA		1						
X1 00390		BAFFLE (18265) P7445		EA		1						
X1 00391		BODY (18265) P10616		EA		1						
X20 00392	2940-325-6053	BODY, AIR CLEANER (18265) P3693		EA		1						
X1 00393		COVER: AIR CLEANER (18265) P16305		EA		1						
X1 00394		ELEMENT: AIR CLEANER (18265) P9804		EA		1						
X1 00395		RETAINER (18265) P15564		EA		1						
X1 00396		SCREEN: AIR CLEANER (18265) P7480		EA		2						
X1 00397		TUBE (18265) P14527		EA		1						
X1 00398		TUBE, CENTER (18265) P4607		EA		1						
X1 00399		CUP ASSEMBLY (18265) P10555		EA		1					17	8
X1 00400		CUP (18265) P10180		EA		1						

(1) SMR CODE INDEX NO.	(2) FEDERAL STOCK NUMBER	(3) DESCRIPTION REFERENCE NO. & MFR. CODE USABLE ON CODE		(4) UNIT OF ISSUE	(5) QTY. INC IN UNIT PACK	(6) QTY INC IN UNIT	(7) 15-DAY ORGANIZATIONAL MAINTENANCE ALW				(8) ILLUS- TRATION	
							(a)	(b)	(c)	(d)	(a)	(b)
							1-5	6-20	21-50	51-100	FIG NO.	ITEM NO.
X1 00401	2940-352-8584	CUP, INNER (18265) P10390		EA		1						
X20 00402		CLAMP ASSEMBLY (18265) P2691		EA		1					17	
X1 00402A		BOLT (18265) P16516		EA		1					17	11
X1 00403		CLAMP (18265) P2697		EA		1					17	10
X1 00404		NUT, PLAIN, SQUARE (18265) P5300		EA		1					17	9
X1 00404A		WASHER (18265) 2949		EA		1					17	12
X20 00405		ELBOW: AIR CLEANER TO CARBURETOR (64104) 119865		EA		1					17	5
X20 00406		ELBOW: AIR CLEANER INLET (64104) 152950		EA		1					17	7
0 00407		HOSE, RUBBER: ELBOW TO ELBOW, 2 IN. ID, 2 1/4 IN. LG (64104) 121841D		EA		2					17	6
0 00408		HOSE, RUBBER: AIR CLEANER, 2 IN. ID, 4 IN. LG (64104) 120970		EA		1					17	4
0 00409		5310-012-0376 NUT, PLAIN, HEXAGON: AIR CLEANER ELBOW CLAMP, 5/16-18 THD SIZE		EA		1					17	15
0 00411		5310-012-0396 WASHER, FLAT: AIR CLEANER MTG, 17/32 IN. ID, 11/16 IN. OD, 0.095 IN. THK (64104) Y18814K		EA		2					17	13
0 00412		5310-010-3323 WASHER, LOCK: AIR CLEANER MTG BOLT, 1/4 IN. SCREW SIZE (64104) 2449		EA		2					17	14
00413	0306 - TANKS, LINES, FITTINGS, HEADERS											
P C 00413A	2910-741-9758	CAP, FILLER: FUEL TANK (96906) MS35645-1		EA		1	*	*	2	2	18	4

(1) SMR CODE INDEX NO.	(2) FEDERAL STOCK NUMBER	(3) DESCRIPTION REFERENCE NO. & MFR. CODE USABLE ON CODE		(4) UNIT OF ISSUE	(5) QTY INC IN UNIT PACK	(6) QTY INC IN UNIT	(7) 15-DAY ORGANIZATIONAL MAINTENANCE ALW				(8) ILLUS- TRATION	
							(a) 1-5	(b) 6-20	(c) 21-50	(d) 51-100	(a) FIG NO.	(b) ITEM NO.
X20 00414	5340-935-8806	CLIP, RETAINING: FUEL LINE TO CARBURETOR (64104) 117919		EA		2					16	12
0 00415	4730-187-7612	COUPLING, PIPE: FUEL TANK DRAIN LINE, 1/2-1 1/4 THD SIZE		EA		1					18	11
0 00416		ELBOW, STREET: FUEL PUMP TO INLET, 1/8-27 THD SIZE, MALE END, 1/8-27 THD SIZE, FEMALE END, 90 DEG (64104) B10168		EA		1					16	11
X20 00417		ELBOW, PIPE TO TUBE: FUEL PUMP TO CARBURETOR LINE (64104) 110228		EA		1					16	7
0 00418	4730-278-0149	ELBOW, PIPE TO TUBE: FUEL LINE TO CARBURETOR 1/2-20 THD, ONE END, 1/8-27 THD, OTHER END, 90 DEG (STREET, ELL) (64104) 730180		EA		1					15	11
0 00419	4730-142-2240	ELBOW, PIPE TO TUBE: FUEL TANK RISER (04255) 49X4		EA		1					18	6
P 0 00420	4730-142-2240	ELBOW, PIPE TO TUBE: FUEL TANK TO FUEL FILTER HOSE, 1/4 IN. TUBE TO 1/8-27 THD SIZE PIPE (04255) 49X4		EA		2	*	*	2	2	16	4
P 0 00421	2910-873-5344	LINE ASSEMBLY, FUEL: CARBURETOR TO FUEL PUMP, 1/2 FT, 1 IN. LG (64104) 0119796		EA		1	*	*	2	2	16	1
0 00422	4730-196-2054	NIPPLE, CLOSE, PIPE: FUEL PUMP LINE, 1/8-27 THD SIZE, 3/4 IN. LG (64104) 65110N		EA		2					16	6
0 00423	4730-196-1505	NIPPLE, PIPE: FUEL TANK VALVE, 3/4-1 1/4 THD SIZE, 2 IN. LG		EA		1					18	17
0 00424	4730-196-1496	NIPPLE, PIPE: FUEL TANK DRAIN LINE, 1/2-1 1/4 THD SIZE, 3 1/2 IN. LG		EA		1					18	10
0 00425	4730-278-3391	PLUG, PIPE: FUEL TANK DRAIN, 1/2-1 1/4 THD SIZE		EA		1					18	12
0 00426	5305-042-6368	SCREW, CAP, FLATHEAD, HEXAGON SOCKET: FUEL TANK MTG PLATE, 3/8-16 THD SIZE, 3/4 IN. LG		EA		1					18	8

(1) SMR CODE INDEX NO.	(2) FEDERAL STOCK NUMBER	(3) DESCRIPTION REFERENCE NO. & MFR. CODE USABLE ON CODE		(4) UNIT OF ISSUE	(5) QTY INC IN UNIT PACK	(6) QTY INC IN UNIT	(7) 15-DAY ORGANIZATIONAL MAINTENANCE ALW				(8) ILLUS- TRATION	
							(a)	(b)	(c)	(d)	(a) FIG NO.	(b) ITEM NO.
							1-5	6-20	21-50	51-100		
0 00427	5305-012-2119	SCREW, CAP, HEXAGON HEAD: FUEL TANK MTG PLATE, 3/8-16 THD SIZE, 3/4 IN. LG		EA		7					18	14
0 00428	5305-880-9796	SCREW, CAP, HEXAGON HEAD: FUEL LINE CLIP ATTACHING, 3/8-16 THD SIZE, 3/4 IN. LG (64104) 21271		EA		2					16	13
0 00430	4730-193-7080	ELBOW, PIPE: 90 DEG, FUEL TANK AUTOMATIC FLOAT VALVE, 3/4-14 THD SIZE		EA		1					18	2
X1 00431		FLANGE ASSEMBLY (10941) B300-1447		EA		1					18	16
P O 00432	5330-169-7145	GASKET: FLANGE (10941) A300-1446		EA		1	*	*	2	2	18	18
0 00433	4730-263-3124	PLUG, PIPE: FUEL TANK AUTOMATIC FLOAT, 3/4-14 THD SIZE, SQUARE HEAD		EA		1					18	3
P O 00435	4730-011-6452	BUSHING, REDUCER: BRASS, FEMALE, 1/4-27 THD SIZE, MALE, 1/4 NPT (04255) 1110X4		EA		2	*	*	2	2		
0 00437	5305-012-1887	SCREW, CAP, HEXAGON HEAD: FLANGE, 1/4-20 THD SIZE, 3/4 IN. LG		EA		12					18	1
X20 00439		TUBE ASSEMBLY: FUEL TANK TO FUEL FILTER, 1/4 IN. OD, 44 IN. LG		EA		1					16	2
0 00440	5310-261-7340	WASHER, LOCK: FUEL TANK MTG PLATE, 3/8 IN. SCREW SIZE		EA		7					18	13
00441		0308 - ENGINE SPEED GOVERNOR AND CONTROLS										
0 00444	5306-206-5613	BOLT, MACHINE: SPRING BRACKET ATTACHING, 5/16-18 THD SIZE, 1 1/4 IN. LG (64104) 21315		EA		2					19	26
X20 00445		BRACKET: GOVERNOR SPRING (64104) 119752D		EA		1					19	24
P O 00446	2990-354-4425	GASKET: GOVERNOR HOUSING (64104) 41283A (COMPONENT OF PARTS KIT. STOCK No. 2815-620-6093, See Group 0100		EA		1	*	2	2	4	19	10

(1) SMR CODE INDEX NO.	(2) FEDERAL STOCK NUMBER	(3) DESCRIPTION REFERENCE NO. & MFR. CODE USABLE ON CODE		(4) UNIT OF ISSUE	(5) QTY INC IN UNIT PACK	(6) QTY INC IN UNIT	(7) 15-DAY ORGANIZATIONAL MAINTENANCE ALW				(8) ILLUS- TRATION	
							(a)	(b)	(c)	(d)	(a) FIG NO.	(b) ITEM NO.
							1-5	6-20	21-50	51-100		
P O R 00447	2990-810-4644	GOVERNOR ASSEMBLY: ENGINE SPEED (64104) CN180244A		EA		1	*	*	2	2	19	
X1 00448		HOUSING ASSEMBLY, GOVERNOR (64104) N180244A		EA		1					19	6
X1 00450	2990-978-2030	HOUSING AND BEARING ASSEMBLY (64104) C180244A		EA		1					19	
X1 00451		HOUSING, GOVERNOR (64104) 180244A		EA		1					19	
X1 00453		SHAFT ASSEMBLY, GOVERNOR (64104) X190031B		EA		1					19	
X1 00454		LEVER: GOVERNOR (64104) 190031B		EA		1					19	30
X1 00455		SHAFT: GOVERNOR LEVER (64104) 180064		EA		1					19	40
X1 00460	2990-978-2034	YOKE: GOVERNOR (64104) 160076		EA		1					19	38
X1 00462		PIN, ROLL: GOVERNOR YOKE TO SHAFT ATTACHING, 5/16 IN. DIA, 3/4 IN. LG (64104) 26950		EA		1					19	39
X1 00463	5315-011-7868	PIN, STRAIGHT, HEADLESS: GOVERNOR HOUSING (64104) 81883		EA		2					19	7
X1 00464	5340-374-5891	RING, SNAP: BEARING TO SHAFT (64104) 116251		EA		1					19	15
X1 00469	2990-978-2037	THRUST SPOOL: BEARING (64104) 180075B		EA		1					19	13
X1 00471		GEAR, HELICAL: ENGINE SPEED GOVERNOR (64104) 190228E		EA		1					19	18
X1 00472		PIN, ROLL: GOVERNOR GEAR TO SHAFT (64104) 26552		EA		1					19	19
X1 00473	2990-978-2036	SHAFT: GOVERNOR DRIVE (64104) 180173		EA		1					19	21

(1) SMR CODE INDEX NO.	(2) FEDERAL STOCK NUMBER	(3) DESCRIPTION REFERENCE NO. & MFR. CODE USABLE ON CODE		(4) UNIT OF ISSUE	(5) QTY INC IN UNIT PACK	(6) QTY INC IN UNIT	(7) 15-DAY ORGANIZATIONAL MAINTENANCE ALW				(8) ILLUS- TRATION	
							(a) 1-5	(b) 6-20	(c) 21-50	(d) 51-100	(a) FIG NO.	(b) ITEM NO.
X1 00474	2990-978-4154	WEIGHT, GOVERNOR CARRIER ASSEMBLY (64104) S160059D		EA		2					19	
X1 00475		CARRIER ASSEMBLY (64104) A180077		EA		1					19	
X1 00476	2990-978-2035	SPIDER: GOVERNOR WEIGHT CARRIER (64104) 180077		EA		1					19	16
X1 00477	2990-569-4475	WEIGHT, CONTROL, GOVERNOR (64104) 160059B		EA		2					19	14
X1 00478	5315-569-4484	PIN, STRAIGHT, HEADLESS: GOVERNOR WEIGHT (64104) 76928		EA		2					19	17
O 00479	5305-018-1575	SCREW, CAP, HEXAGON HEAD: GOVERNOR ADJUST, 1/4-28 THD SIZE, 1 1/2 IN. LG (64104) 21296		EA		1					19	2
O 00481	5310-637-2410	WASHER, FLAT: GOVERNOR ADJUSTING SCREW (64104) B4188		EA		1					19	4
O 00486	5310-010-3320	WASHER, LOCK: GOVERNOR ATTACHING BOLT, 5/16 IN. BOLT SIZE (64104) 21051		EA		1					19	35
00488		0309 - FUEL FILTERS										
P O 00488A	2910-781-5835	FILTER ASSEMBLY, FUEL (79960) F486-4		EA		1	*	*	2	2	20	9
X1 00489	2910-594-9074	BAIL ASSEMBLY: FILTER BOWL (79960) F10X1		EA		1						
P O 00490	2910-354-5028	BOWL, FUEL FILTER (79960) F8X1		EA		1	*	*	2	2		
X1 00491		ELEMENT: FUEL FILTER (79960) F2X1T		EA		1						
P O 00492	5330-496-0066	GASKET: FILTER BOWL (79960) F1X38		EA		1	*	*	2	2		

(1) SMR CODE INDEX NO	(2) FEDERAL STOCK NUMBER	(3) DESCRIPTION REFERENCE NO. & MFR. CODE USABLE ON CODE		(4) UNIT OF ISSUE	(5) QTY INC IN UNIT PACK	(6) QTY INC IN UNIT	(7) 15-DAY ORGANIZATIONAL MAINTENANCE ALW				(8) ILLUS- TRATION	
							(a)	(b)	(c)	(d)	(a)	(b)
							J-5	6-20	21-50	51-100	FIG NO.	ITEM NO.
X1 00493	2910-778-8988	HEAD, FUEL FILTER (79960) F7X11D		EA		1						
P 0 00494		STRAINER ASSEMBLY, FUEL (96906) MS51086		EA		1	*	*	2	2	16	5
00495		0311 - ENGINE STARTING										
X20 00495A	4730-277-8265	ADAPTER: HAND PRIMER (18163) APR7652		EA		1					21	8
X20 00495B		CONNECTOR: OUTLET (18163) CFR8819		EA		1					21	7
X20 00496		CONNECTOR ASSEMBLY: INTAKE (18163) APR8818		EA		2					21	6
0 00497	2910-803-4038	ELBOW, PIPE: BRASS, PRIMER TANK BOTTOM, 1/8-27 THD SIZE, MALE AND FEMALE ENDS (64104) B567		EA		1					20	6
X20 00498		ELBOW AND NOZZLE ASSEMBLY (64104) A155880		EA		1					21	1
X20 00499		4730-812-7524 ELBOW (64104) 155880		EA		1						
X20 00500	2910-778-9026	BOLT: SPRAYER NOZZLE (64104) 73062		EA		1						
X20 00501		ELBOW, PIPE TO TUBE: PRIMER FILTER TO 1/8 IN. STREET ELL (64104) B10168		EA		1					20	10
P 0 00502		LINE ASSEMBLY: PRIMER TEE TO ELBOW (641004) A167837A		EA		1	*	*	*	*	21	2
P 0 00503	2910-778-8999	LINE ASSEMBLY, PRIMER PUMP TO MANIFOLD (64104) A167837B		EA		1	*	*	*	*	21	4
X20 00504	5340-024-2316	MOUNT, RESILIENT: PRIMER TANK (64104) 119627		EA		1					20	3

(1) SMR CODE INDEX NO.	(2) FEDERAL STOCK NUMBER	(3) DESCRIPTION REFERENCE NO. & MFR. CODE	(4) UNIT OF ISSUE	(5) QTY INC IN UNIT PACK	(6) QTY INC IN UNIT	(7) 15-DAY ORGANIZATIONAL MAINTENANCE ALW				(8) ILLUS- TRATION	
						(a)	(b)	(c)	(d)	(a) FIG NO.	(b) ITEM NO.
						1-5	6-20	21-50	51-100		
0 00505	4730-196-1481	NIPPLE, PIPE: FILTER TO ELBOW, 1/8-27 THD SIZE, 2 IN. LG	EA		1					20	7
0 00506	5310-638-6025	NUT, PLAIN HEXAGON: RESILIENT MTG, 5/16-18 THD SIZE (64104) 21182	EA		8					20	1
P 0 00507	2990-690-9065	PRIMER ASSEMBLY, HAND (18163) DPR881-3-1	EA		1	*	*	*	*	21	5
X1 00508		BALL: PRIMER CHECK VALVE (18163) APR3-12	EA		1						
X1 00509		BODY AND BARREL: HAND PRIMER (18163) CPR5340	EA		1						
X1 00510		BONNET: HAND PRIMER BODY (18163) CPR7651	EA		1						
X1 00511		CAP, DIAPHRAGM (18163) CPR3-24	EA		1						
X1 00512		CLIP, SPEED: LOCKING STUD SLIDE (18163) APR7657	EA		1						
X1 00513		CUP, PLUNGER (18163) BPR3-5	EA		1						
X1 00514		DIAPHRAGM (18163) BPR3-22	EA		1						
X1 00515		GASKET: BONNET TO BARREL (18163) AX1207-6	EA		1						
X1 00516		GASKET: DIAPHRAGM (18163) APR3-23	EA		1						
X1 00517		GLAND, PACKING (18163) APR7659	EA		1						
X1 00518		GUIDE, DIAPHRAGM (18163) APR3-21	EA		1						
X1 00519		HANDLE, PRIMER (18163) APR22-4	EA		1						
X1 00520		INSERT: HANDLE (18163) APR22-4A	EA		1						

(1) SMR CODE <hr/> INDEX NO.	(2) FEDERAL STOCK NUMBER	(3) DESCRIPTION REFERENCE NO. & M-F.R. CODE USABLE ON CODE		(4) UNIT OF ISSUE	(5) QTY INC IN UNIT PACK	(6) QTY INC IN UNIT	(7) 15-DAY ORGANIZATIONAL MAINTENANCE ALW				(8) ILLUS- TRATION	
							(a)	(b)	(c)	(d)	(a)	(b)
							1-5	6-20	21-50	51-100	FIG NO.	ITEM NO.
X1 00521		NUT, LOCK: BONNET (18163) CPR7658		EA		1						
X1 00522		NUT, LOCK: PRIMER STEM (18163) APR5186		EA		1						
X1 00523		PIN, LOCK: STEM (18163) APR7655		EA		1						
X1 00524		PLUG, OUTLET CHECK (18163) APR3-14		EA		1						
X1 00525		RING, WIPER: PRIMER STEM (18163) APR7663		EA		1						
X1 00526		RING, VEE: PACKING GLAND (18163) APR7654		EA		2						
X1 00527		SCREEN (18163) APR8-27		EA		1						
X1 00528		SLEEVE: PRIMER STEM (18163) APR15006		EA		1						
X1 00529		SPRING: DIAPHRAGM (18163) APR6587		EA		1						
X1 00530		SPRING: PACKING GLAND (18163) APR7656		EA		1						
X1 00531		SPRING: CHECK BALL (18163) APR3-13		EA		1						
X1 00532		STEM: PRIMER (18163) CPR7653		EA		1						
X1 00533		STUD, SLIDE LOCK (18163) APR7664		EA		1						
X1 00534		WASHER: PLUNGER CUP (18163) APR3-4		EA		1						
X1 00535		WASHER: CUP GASKET (18163) APR3-6		EA		1						

20

(1) SMR CODE INDEX NO.	(2) FEDERAL STOCK NUMBER	(3) DESCRIPTION REFERENCE NO. & MFR. CODE USABLE ON CODE		(4) UNIT OF ISSUE	(5) QTY INC IN UNIT PACK	(6) QTY INC IN UNIT	(7) 15-DAY ORGANIZATIONAL MAINTENANCE ALW				(8) ILLUS- TRATION	
							(a)	(b)	(c)	(d)	(a) FIG NO.	(b) ITEM NO.
							1-5	6-20	21-50	51-100		
X1 00536		WASHER, LOCK: PRIMER HANDLE (18163) APR3-26		EA		1						
X20 00537	2910-429-3936	TANK, FUEL PRIMER (64104) B8888		EA		1					20	4
X1 00538		CAP: HAND PRIMER TANK (64104) 12633		EA		1					20	5
P O 00539	2910-887-5619	TEE ASSEMBLY, SPRAYER (64104) A155881		EA		1	*	*	*	*	21	3
X1 00540	4730-813-7488	TEE (64104) 155881		EA		1						
X20 00541	2930-363-1699	NOZZLE, SPRAY (64104) 73062		EA		1						
P O 00542	2920-778-9006	TUBE ASSEMBLY: FILTER TO HAND PRIMER PUMP (64104) 076483E		EA		1	*	*	*	*	20	8
O 00542A	5310-010-3320	WASHER, LOCK: RESILIENT MTG, 5/16 SCREW SIZE, I.E.T. (64104) 21648		EA		8					20	2
00543		00312 - ACCELERATOR, THROTTLE AND CHOKE CONTROLS										
P O 00543A	5340-016-1855	CLEVIS: THROTTLE ROD (64104) B3671		EA		1	*	*	*	*	15	8
P O 00544	3040-781-5837	CONTROL, CHOKE (64104) 158865K		EA		1	*	*	*	2	15	12
F 00545	5310-964-2597	NUT, PLAIN, HEXAGON: GOVERNOR ROD BALL JOINT, 1/4-28 THD SIZE (64104) 21177		EA		2					19	23
O 00546	5315-010-3362	PIN, COTTER: THROTTLE CLEVIS PIN, 1/16 IN. DIA, 1/2 IN. LG (64104) 21057		EA		1					15	7
O 00547		PIN, STRAIGHT, HEADED: THROTTLE CLEVIS (64104) B3743		EA		1					15	6

(1) SMR CODE INDEX NO.	(2) FEDERAL STOCK NUMBER	(3) DESCRIPTION REFERENCE NO. & MFR. CODE USABLE ON CODE	(4) UNIT OF ISSUE	(5) QTY INC IN UNIT PACK	(6) QTY INC IN JUNIT	(7) 15-DAY ORGANIZATIONAL MAINTENANCE ALW				(8) ILLUS- TRATION	
						(a)	(b)	(c)	(d)	(a)	(b)
						1-5	6-20	21-50	51-100	FIG NO.	ITEM NO.
X1 00549	2805-308-7622	JOINT, BALL: GOVERNOR ROD (64104) 80755	EA		2					19	31
X1 00550	5310-964-3597	NUT, PLAIN, HEXAGON: BALL JOINT LOCK (64104) 21177	EA		5					19	23
X1 00551		ROD: GOVERNOR CONTROL (64104) 65180L	EA		1					19	32
0 00552	5310-010-3319	WASHER, LOCK: BALL JOINT, 1/4 IN. SCREW SIZE	EA		2					19	33
P 0 00553	2990-778-8987	THROTTLE ASSEMBLY (64104) A159543D	EA		1	*	*	*	*	15	
X1 00554		THROTTLE (91796) 3V704-1094	EA		1					15	10
X1 00555		NUT, STOP (64104) Y7408C	EA		1					15	9
00556		6400104 EXHAUST SYSTEM									
00556A		0401 MUFFLER AND PIPES									
0 00556B	5306-638-1459	BOLT, MACHINE: SNUBBER MTG, 5/16-18 THD SIZE, 3/4 IN. LG (64104) 21309	EA		2					23	15
X20 00557		BUSHING, PIPE: RAIN CAP SCREW, 3/8 TO 1/4 (79470) 3226-4	EA		2					23	2
P 0 00558	2990-778-9032	CAP, RAIN ASSEMBLY (64104) 155938H	EA		1	*	*	*	*	23	
X1 00559		BRACKET: RAIN CAP	EA		1					23	5
X1 00560		BUSHING, BRONZE: RAIN CAP BRACKET	EA		1					23	19
X1 00561		CAP, RAIN	EA		1					23	3
X1 00562		NUT, BRONZE: ADJUSTING	EA		2					23	1

(1) SMR CODE INDEX NO.	(2) FEDERAL STOCK NUMBER	(3) DESCRIPTION REFERENCE NO. & MFR. CODE USABLE ON CODE		(4) UNIT OF ISSUE	(5) QTY INC IN UNIT PACK	(6) QTY INC IN UNIT	(7) 15-DAY ORGANIZATIONAL MAINTENANCE ALW				(8) ILLUS- TRATION	
							(a)	(b)	(c)	(d)	(a) FIG NO.	(b) ITEM NO.
							1-5	6-20	21-50	51-100		
0 00563	5310-012-0375	NUT, PLAIN HEXAGON: BRACKET TO PIPE SCREW		EA		1					23	7
X1 00564		SCREW, CAP, HEXAGON HEAD: RAIN CAP TO BRACKET		EA		1					23	4
0 00565	5305-013-3056	SCREW, MACHINE: BRACKET TO PIPE, 1/4-20 THD SIZE, 1 1/2 IN. LG		EA		1					23	18
0 00566	5310-012-0380	WASHER, LOCK: RAIN CAP TO BRACKET SCREW, 1/4 IN. SCREW SIZE		EA		2					23	6
X20 00567		CAP, BRASS: SNUBBER DRAIN		EA		1					23	17
X20 00568	4730-773-9703	COUPLING, REDUCER: EXHAUST PIPE (64104) 78211G		EA		1					14	1
X20 00569	2990-778-9047	END, SNUBBER GUARD (64104) 168786		EA		1					22	3
X20 00570	2990-778-9036	GUARD, SNUBBER (64104) 168782		EA		1					22	4
0 00571	5310-012-0375	NUT, PLAIN, HEXAGON: SNUBBER GUARD, 1/4-20 THD SIZE (64104) 21173		EA		3					22	8
0 00572	5310-638-6026	NUT, PLAIN, HEXAGON: SNUBBER GUARD, 5/16-18 THD SIZE (64104) 21181		EA		4					23	11
0 00573	5310-012-0399	NUT, SQUARE: SNUBBER MTG STRAP, 5/16-18 THD SIZE		EA		1					23	16
P 0 00574	2990-778-9031	PIPE, EXHAUST (64104) 120306X		EA		1	*	*	*	*	14	2
0 00575	5305-012-1887	SCREW, CAP, HEXAGON HEAD: SNUBBER GUARD MTG AND END COVER, 1/4-20 THD SIZE, 3/4 IN. LG (64104) 26198		EA		9					22	1
0 00576	5306-167-4129	SCREW, MACHINE: SNUBBER STRAP, 5/16-18 THD SIZE, 1 IN. LONG		EA		1					23	9
P 0 00577	2990-778-9030	SNUBBER, SPARK, ARRESTER (64104) 6100-1061-2		EA		1	*	*	*	*	23	8

(1) SMR CODE INDEX NO.	(2) FEDERAL STOCK NUMBER	(3) DESCRIPTION REFERENCE NO. & MFR. CODE	(4) UNIT OF ISSUE	(5) QTY INC IN UNIT PACK	(6) QTY INC IN UNIT	(7) 15-DAY ORGANIZATIONAL MAINTENANCE ALW				(8) ILLUS- TRATION	
						(a)	(b)	(c)	(d)	(a)	(b)
						1-5	6-20	21-50	51-100	FIG NO.	ITEM NO.
X20 00578		SPACER: SNUBBER SUPPORT (64104) 82861A	EA		2					23	14
X20 00579	2990-778-9065	SPACER, SNUBBER, GUARD (64104) 169270	EA		2					22	6
X20 00580	5340-213-8474	STRAP: SNUBBER GUARD SUPPORT (64104) 151493	EA		1					23	10
0 00581	5310-047-4037	WASHER, FLAT (64104) Y18813G	EA		6					22	5
0 00582	5310-877-4949	WASHER, FLAT: SNUBBER GUARD, 1/4 IN. SCREW SIZE (64104) 8277	EA		6					22	2
0 00583	5310-010-3320	WASHER, LOCK: SNUBBER ATTACHING, 5/16 IN. BOLT SIZE (64104) 21051	EA		2					23	12
0 00584	5310-010-3319	WASHER, LOCK: SNUBBER GUARD, 1/4 IN. SCREW SIZE (64104) 21050	EA		9					22	7
0 00585	5310-209-6144	WASHER, FLAT: SNUBBER MTG, 5/16 IN. SCREW SIZE (64104) 8277	EA		4					23	13
00586		GROUP 05 - COOLING SYSTEM									
00586A		0501 RADIATOR									
0 00586B	5310-012-0378	NUT, PLAIN, HEXAGON: RADIATOR SUPPORT, 1/2-13 THD SIZE (64104) 21205	EA		2					24	26
X1 00588		BRACKET, HOOD LEDGE (41197) 5A21891C	EA		1						
X20 00589		CAP, FILLER: RADIATOR (41197) 5A22067B	EA		1					24	18
X1 00590		CLIP, OVERFLOW TUBE (41197) 5A23919A	EA		2					24	23
X1 00591		GRILLE ASSEMBLY (41197) 3A14666D	EA		1					24	

(1) SMR CODE INDEX NO.	(2) FEDERAL STOCK NUMBER	(3) DESCRIPTION REFERENCE NO. & MFR. CODE USABLE ON CODE		(4) UNIT OF ISSUE	(5) QTY INC IN UNIT PACK	(6) QTY INC IN UNIT	(7) 15-DAY ORGANIZATIONAL MAINTENANCE ALW				(8) ILLUS- TRATION	
							(a)	(b)	(c)	(d)	(a) FIG NO.	(b) ITEM NO.
							1-5	6-20	21-50	51-100		
X1 00592		GRILLE, REMOVABLE (41197) 5A21820D		EA		1					24	21
X1 00593		HEADER, BOTTOM (41197) 5A24453B		EA		1						
X1 00594		HEADER, TOP (41197) 5A24452B		EA		1						
X1 00595		HOOD, FAN ASSEMBLY (41197) 3A18414D		EA		1						
X1 00596		INLET AND OUTLET (41197) 5A21827A		EA		2						
X1 00597		NECK, FILLER (41197) 5A12704A		EA		1						
X1 00598		NECK, FILLER (41197) 5A22764A		EA		1						
X1 00599		NECK, FILLER (41197) 5A21826A		EA		1						
0 00600	5310-012-0375	NUT, PLAIN, HEXAGON: 1/4-20 THD SIZE (41197) 9A14181N		EA		6						
X1 00602		NUT, WELD (41197) 9A11437A		EA		3						
X1 00603	5310-012-0622	NUT, WELD: No. 8-32 THD SIZE (41197) 5A22068A		EA		2						
0 00604	5305-042-7238	SCREW, MACHINE TRUSS HEAD: 1/4-20 THD SIZE, 3/8 IN. LONG (41197) 9A30291H		EA		6						
0 00605	5305-013-4381	SCREW, SELF-TAPPING: GRILLE AND OVERFLOW TUBE, No. 12, 1/2 IN. LG (41197) 9A26785H		EA		6					24	22
X1 00606		TANK, RADIATOR BOTTOM (41197) 5A24620B		EA		1						

(1) SMR CODE INDEX NO.	(2) FEDERAL STOCK NUMBER	(3) DESCRIPTION REFERENCE NO. & MFR. CODE USABLE ON CODE		(4) UNIT OF ISSUE	(5) QTY INC IN UNIT PACK	(6) QTY INC IN UNIT	(7) 15-DAY ORGANIZATIONAL MAINTENANCE ALW				(8) ILLUS- TRATION	
							(a) 1-5	(b) 6-20	(c) 21-50	(d) 51-100	(a) FIG NO.	(b) ITEM NO
X1 00607		TANK, RADIATOR TOP (41197) 5A21815C		EA		1						
X1 00608		TUBE, OVERFLOW (41197) 5A23918B		EA		1				24	20	
0 00609	5310-010-3319	WASHER, LOCK: 1/4 IN. SCREW SIZE (41197) 9A607A		EA		6						
0 00610	5305-984-6189	SCREW, MACHINE: ROUND HEAD RADIATOR NAMEPLATE MTG, No. 8-32 THD SIZE, 1/4 IN. LG (64104) 21088		EA		2	SEE GROUP 2210					
0 00613	5310-395-2638	WASHER, LOCK: RADIATOR SUPPORT SCREW, 1/2 IN. SCREW SIZE (64104) 21054		EA		2				24	25	
00614		0503 - WATER MANIFOLD, HEADERS, THERMOSTATS AND HOUSING GASKET										
0 00614A	4730-289-1738	CLAMP, HOSE: RADIATOR OUTLET (64104) 65737		EA		4				24	12	
0 00615	4730-289-1738	CLAMP, HOSE: RADIATOR HOSE (64104) 65737		EA		4				24	12	
0 00616	5340-286-1869	CLAMP, LOOP: DRAIN LINE SUPPORT TO SKID (64104) Y6807C		EA		1				13	15	
0 00617	5340-286-1869	CLAMP, LOOP, DRAIN: CONNECTOR HOSE		EA		3						
0 00618	2930-778-9805	CLAMP: RADIATOR DRAIN LINE SUPPORT TO SKID (64104) Y6807C		EA		1				24	3	
0 00619	4820-604-7995	COCK, DRAIN: WATER LINE, 5/8 IN. HOSE, 3/8 IN. PIPE THD (64104) 211280		EA		1				13	13	
0 00620	4820-604-7995	COCK, DRAIN: INLET ELBOW, 5/8 IN. HOSE, 3/8 IN. PIPE (64104) 211280		EA		1				24	5	

(1) SMR CODE	(2) FEDERAL STOCK NUMBER	(3) DESCRIPTION	(4) UNIT OF ISSUE	(5) QTY INC IN UNIT PACK	(6) QTY INC IN UNIT	(7) 15-DAY ORGANIZATIONAL MAINTENANCE ALW				(8) ILLUS- TRATION	
						(a)	(b)	(c)	(d)	(a)	(b)
						1-5	6-20	21-50	51-100	FIG NO.	ITEM NO.
INDEX NO.	REFERENCE NO. & MFR. CODE	USABLE ON CODE									
0 00621	4730-278-2719	COUPLING, PIPE: BLOCK DRAIN, 3/8 IN. PIPE (64104) 78209D	EA		1					13	12
0 00622	4730-278-2719	COUPLING, PIPE: RADIATOR DRAIN LINE, 3/8 IN. (64104) 78209D	EA		1					24	6
0 00623	4730-193-7078	ELBOW, PIPE: RADIATOR DRAIN LINE, 3/8-18 THD, 45 DEG (64104) 78204B	EA		1					24	10
0 00624	4730-193-7078	ELBOW, PIPE: WATER DRAIN LINE (BLOCK) (64104) 78204B	EA		2					13	9
0 00625	4730-249-1476	ELBOW, PIPE: RADIATOR DRAIN LINE, 3/8 IN. FEMALE, 90 DEG (64104) 78207D	EA		1					24	8
X1 00627	6620-096-6893	GASKET: THERMOSTAT HOUSING (64104) 117231 (COMPONENT OF GASKET SET. STOCK No. 2805-594-5371, See Group 0100	EA		1					8	26
P O 00628	2930-873-6452	HOSE, RADIATOR OUTLET CONNECTOR (64104) 119897A	EA		1	*	*	2	2	24	16
P O 00629	2930-810-4660	HOSE, RADIATOR: UPPER CONNECTOR, INLET (64104) B7780	EA		1	*	*	*	2	24	27
M O 00630		HOSE, RUBBER: ENGINE BLOCK DRAIN, 5/8 IN. ID, 6 IN. LG MANUFACTURE FROM:	EA		1					13	14
P O 00631	4720-277-8994	HOSE, RUBBER (6 IN. REQUIRED)	FT			SEE GROUP 9501					
P O 00632	2930-873-6453	HOSE, RADIATOR: LOWER INLET CONNECTOR (64104) B7073J	EA		1	*	*	2	2		
M O 00633		HOSE, RUBBER: RADIATOR DRAIN LINE, 5/8 IN. ID, 6 IN. LG MANUFACTURE FROM:	EA		1					24	4
P O 00634	4720-277-8994	HOSE, RUBBER (6 IN. REQUIRED)	FT			SEE GROUP 9501					
P O 00635		HOUSING, THERMOSTAT: CYLINDER HEAD (64104) 116863D	EA		1	*	*	*	*	8	24

(1) SMR CODE	(2) FEDERAL STOCK NUMBER	(3) DESCRIPTION	(4) UNIT OF ISSUE	(5) QTY INC IN UNIT PACK	(6) QTY INC IN UNIT	(7) 15-DAY ORGANIZATIONAL MAINTENANCE ALW				(8) ILLUS- TRATION	
						(a)	(b)	(c)	(d)	(a) FIG NO.	(b) ITEM NO.
						1-5	6-20	21-50	51-100		
0 00636	5310-013-8604	LOCKWASHER: BRACKET MTG, 1/4 IN. SCREW SIZE (64104) 21050	EA		4						
0 00637	4730-773-9700	NIPPLE, PIPE: WATER DRAIN LINE (64104) 7915T	EA		1					13	11
0 00638	4730-021-9636	NIPPLE, PIPE: RADIATOR DRAIN, LOWER INLET ELBOW, 3/8-18 THD SIZE, 6 IN. LG	EA		1					24	11
0 00639	4730-196-1490	NIPPLE, PIPE: RADIATOR DRAIN LINE, 3/8 IN., 18 THD, 2 1/2 IN. LG (64104) 118566X	EA		1					24	9
0 00640	4730-196-1503	NIPPLE, PIPE: RADIATOR DRAIN LINE, 3/8-18 THD SIZE, 1 1/2 IN. LG (64104) 65098Y	EA		3					24	7
0 00641	4730-773-9700	NIPPLE, PIPE: WATER DRAIN LINE (BLOCK), 1/4-18 THD SIZE, 1 IN. LG (64104) 7915A	EA		2					13	6
0 00642	4730-188-1866	NIPPLE, PIPE: WATER DRAIN LINE, 3/8-18 THD SIZE, 12 IN. LG (64104) 65098D	EA		1					13	10
0 00643	4730-196-1490	NIPPLE, PIPE: BLOCK DRAIN LINE, 3/8-18 THD SIZE, 2 1/2 IN. LG (64104) 118566X	EA		1					13	8
0 00644	4730-044-4587	PLUG, PIPE: INLET ELBOW, 3/8-18 THD SIZE, SQUARE HEAD (64104) 78282D	EA		1					24	29
0 00645	4730-277-6323	PLUG, PIPE: WATER DRAIN LINE (64104) Y14179	EA		1						
0 00646	4730-196-0838	REDUCER, PIPE: BLOCK DRAIN LINE, 3/8 TO 1/4 IN.	EA		1					13	7
0 00647	5305-880-9800	SCREW, CAP, HEXAGON: THERMOSTAT HOUSING TO BLOCK, 3/8-16 THD SIZE, 1 1/4 IN. LG (64104) 21358	EA		1					8	22
0 00648	5305-558-5426	SCREW, CAP, HEXAGON HEAD: THERMOSTAT HOUSING TO BLOCK, 3/8-16 THD SIZE, 3 1/2 IN. LG (64104) 26440	EA		1					8	23

(1) SMR CODE	(2) FEDERAL STOCK NUMBER	(3) DESCRIPTION		(4) UNIT OF ISSUE	(5) QTY INC IN UNIT PACK	(6) QTY INC IN UNIT	(7) 15-DAY ORGANIZATIONAL MAINTENANCE ALW				(8) ILLUS- TRATION	
							(a) 1-5	(b) 6-20	(c) 21-50	(d) 51-100	(a) FIG NO	(b) ITEM NO.
0 00649	5305-021-4577	SCREW, CAP, HEXAGON HEAD: HOSE CLIP TO BASE, 1/4-20 THD SIZE, 1/2 IN. LG (64104) 21271		EA		3					13	17
0 00650	5305-207-0912	SCREW, CAP, HEXAGON HEAD: SUPPORT CLAMP ATTACHING, 1/4-20 THD SIZE, 5/8 IN. LG (64104) 21273		EA		1					24	1
P 0 00651	6620-828-4365	THERMOSTAT: FLOW CONTROL (64104) 162871		EA		1	*	*	*	*	8	25
0 00652	5310-595-5437	WASHER, FLAT: SUPPORT CLAMP SCREW (64104) Y18813G		EA		4						
0 00653	5310-013-8604	WASHER, LOCK: CLIP TO BASE SCREW, 1/4 IN. SCREW SIZE		EA		3					24	2
0 00654	5310-011-3319	WASHER, LOCK: SUPPORT CLAMP SCREW, 1/4 IN. SCREW SIZE (64104) 21050		EA		4					13	16
0 00655	5310-012-0381	WASHER, LOCK: THERMOSTAT HOUSING TO BLOCK, 3/8 IN. SCREW SIZE (64104) 21729		EA		3					8	21
00656	0504	- WATER PUMP										
P 0 00656	2930-325-5299	PUMP ASSEMBLY, WATER (64104) A190360 (INCLUDES COMPONENTS OF REPAIR KIT, STOCK No. (64104) 960-152)		EA		1	*	*	*	*	25	
X1 00657		BODY, WATER PUMP (64104) 190360		EA		1					25	6
X1 00658		COVER: WATER PUMP (64104) 190161A		EA		1					25	2
X1 00659		HUB, FAN BLADE (64104) 116516		EA		1					25	12
X20 00660	2930-778-9963	PULLEY: WATER PUMP (64104) 180086		EA		1	SEE GROUP 0505				25	18

(1) SMR CODE INDEX NO.	(2) FEDERAL STOCK NUMBER	(3) DESCRIPTION REFERENCE NO. & MFR. CODE USABLE ON CODE		(4) UNIT OF ISSUE	(5) QTY INC IN UNIT PACK	(6) QTY INC IN UNIT	(7) 15-DAY ORGANIZATIONAL MAINTENANCE ALW				(8) ILLUS- TRATION	
							(a)	(b)	(c)	(d)	(a)	(b)
							1-5	6-20	21-50	51-100	FIG NO.	ITEM NO
0 00661	5305-514-9662	SCREW, CAP, HEXAGON HEAD: PUMP MTG, 3/8-16 THD SIZE, 2 1/4 IN. LG (64104) 21885		EA		4					25	23
X1 00663	5306-166-2091	BOLT, MACHINE: 5/16-18 THD SIZE, 5/8 IN. LG (4) (64104) 21312		EA		0						
P O 00664	2930-736-0134	GASKET: WATER PUMP MTG (64104) 152311 (COMPONENT OF PARTS KIT. STOCK No. 2815-620-6093, See Group 0100		EA		1	*	2	2	4	25	1
X1 00665		GASKET: WATER PUMP COVER (64104) 152310A (COMPONENT OF PARTS KIT, STOCK No. 2815-620-6090, See Group 0100		EA		1					25	3
X1 00666	2930-569-4476	IMPELLER: WATER PUMP (64104) 180163		EA		1					25	4
X1 00667	2930-099-0854	RING, RETAINING: WATER PUMP SHAFT (64104) 76999		EA		1					25	11
X1 00671	5330-310-2517	SEAL, OIL: WATER PUMP SHAFT (64104) 120320		EA		1					25	5
X1 00672		SEAT AND CUP (1) (64104) 159508		EA		0						
X1 00673		SHAFT AND BEARING ASSEMBLY (64104) 0160356A		EA		1					25	10
X1 00674	2930-384-0846	SHAFT, WATER PUMP (64104) 160356A		EA		1						
X1 00675	2805-803-4007	DEFLECTOR: WATER PUMP (64104) 78645		EA		1					25	9
X1 00677	5310-010-3320	WASHER, LOCK: WATER PUMP, 5/16 IN. SCREW SIZE (4) (64104) 21051		EA		0						
X1 00678	5310-013-8597	WASHER, LOCK: COVER SCREW, 0.200 IN. ID, 0.402 IN. OD, 0.023 IN. THK (1) (64104) 21642		EA		0						

(1) SMR CODE	(2) FEDERAL STOCK NUMBER	(3) DESCRIPTION	(4) UNIT OF ISSUE	(5) QTY INC IN UNIT PACK	(6) QTY INC IN UNIT	(7) 15-DAY ORGANIZATIONAL MAINTENANCE ALW				(8) ILLUS- TRATION	
						(a)	(b)	(c)	(d)	(a)	(b)
						1-5	6-20	21-50	51-100	FIG NO.	ITEM NO.
X1 00679	5310-011-4616	WASHER, LOCK: WATER PUMP COVER, 1/4 IN. SCREW SIZE (64104) 21842	EA		2					25	21
O 00680	5310-012-0381	WASHER, LOCK: PUMP MTG SCREW, 3/8 IN. SCREW SIZE (64104) 21729	EA		4					25	22
00681		08065 - FAN ASSEMBLY									
P O 00681A	3030-294-9860	BELT, V: FAN DRIVE (64104) 190203A	EA		1	*	2	2	2	25	19
O 00682	5306-012-2007	BOLT, MACHINE: FAN ATTACHING, 5/16-18 THD SIZE, 3/4 IN. LG (64104) 21310	EA		4					25	16
O 00686	5310-012-3179	NUT, PLAIN, HEXAGON: FAN GUARD SCREW, 1/4-20 THD SIZE (64104) 21173	EA		4					24	32
P O 00687	2930-778-9963	PULLEY: WATER PUMP (64104) 180086	EA		1	*	*	*	*	25	18
X20 00688	2990-779-0032	PULLEY: FAN DRIVE (64104) 41081	EA		1					25	13
O 00689	5310-230-6215	WASHER, KEY: FAN DRIVE PULLEY (64104) 85495	EA								
X1 00690		FAN, COOLANT (64104) X190195	EA		1						
O 00691	5310-012-1887	SCREW, CAP, HEXAGON HEAD: FAN GUARD, 1/4-20 THD SIZE, 3/4 IN. LG	EA		1					24	15
O 00692	5305-022-0320	SCREW, DRIVE: FAN GUARD MTG, No. 10, 1/4 IN. LG (64104) 21775	EA		6					24	30
O 00694	5310-010-6260	WASHER, FLAT: FAN GUARD SCREW 1/4 IN. SCREW SIZE	EA		1					24	14
O 00695	5310-011-3319	WASHER, LOCK: FAN GUARD SCREW, 1/4 IN. SCREW SIZE (64104) 21050	EA		1					24	31
O 00696	5310-877-4943	WASHER, LOCK: FAN ATTACHING, 5/16 IN. SCREW SIZE, MEDIUM (64104) 21538	EA		4					25	15

(1) SMR CODE INDEX NO.	(2) FEDERAL STOCK NUMBER	(3) DESCRIPTION REFERENCE NO. & MFR. CODE USABLE ON CODE		(4) UNIT OF ISSUE	(5) QTY INC IN UNIT PACK	(6) QTY INC IN UNIT	(7) 15-DAY ORGANIZATIONAL MAINTENANCE ALW				(8) ILLUS- TRATION	
							(a)	(b)	(c)	(d)	(a) FIG NO.	(b) ITEM NO.
							1-5	6-20	21-50	51-100		
00697		Group 06 - ELECTRICAL SYSTEM										
00697A		0601 - GENERATOR										
P O 00698	3030-204-0180	BELT: GENERATOR DRIVE (64104) 152147		EA		1	2	2	4	8	26	5
O 00699	5306-715-1927	BOLT, MACHINE: GENERATOR BRACKET TO CRANKCASE, 3/8-16 THD SIZE, 1 IN. LG (64104) 21349		EA		1					26	11
X20 00700	5975-789-6071	CABLE ASSEMBLY: GENERATOR TO REGULATOR (64104) 152975C		EA		1					26	23
P O R 00702	2920-391-2989	GENERATOR ASSEMBLY: ENGINE (16764) 1105993 (INCLUDES COMPONENTS OF KIT, REPAIR, STOCK No. (64104) 903-108)		EA		1	*	*	*	*	26	16
X1 00703	2920-322-0664	ADAPTER, RECEPTACLE: ELBOW (16764) 1927912		EA		1					27	6
X1 00704	5977-285-0743	ARM, ELECTRICAL BRUSH (16764) 1904514		EA		2					27	31
X1 00705	2920-392-4652	ARMATURE, GENERATOR (16764) 1926186		EA		1					27	20
X1 00709		CONNECTOR, RECEPTACLE, ELECTRICAL (16764) 1924862		EA		1					27	12
X1 00710		COVER BAND ASSEMBLY (16764) 1924878		EA		1					27	19
X1 00711	5975-304-7496	ELBOW, ELECTRICAL RECEPTACLE (16764) 1922994		EA		1					27	7
X1 00712		FRAME, DRIVE END (16764) 1924977		EA		1					27	27
X1 00713		FRAME ASSEMBLY: COMMUTATOR END (16764) 1941685		EA		1					27	32
X1 00714	5970-681-0222	INSULATION: BRUSH LEAD, ELECTRICAL (16764) 1930640		EA		2					27	10

(1) SMR CODE INDEX NO.	(2) FEDERAL STOCK NUMBER	(3) DESCRIPTION REFERENCE NO. & MFR. CODE USABLE ON CODE		(4) UNIT OF ISSUE	(5) QTY INC IN UNIT PACK	(6) QTY INC IN UNIT	(7) 15-DAY ORGANIZATIONAL MAINTENANCE ALW				(8) ILLUS- TRATION	
							(a)	(b)	(c)	(d)	(a)	(b)
							1-5	6-20	21-50	51-100	FIG NO.	ITEM NO.
X1 00715	5970-305-9589	INSULATOR, TAPE, ELECTRICAL: FIELD COIL (16764) 1925835		EA		1					27	2
X1 00716	5315-012-4545	KEY, WOODRUFF: DRIVE END SHAFT, No. 5 (16764) 124545		EA		1					27	21
0 00718	5310-067-9507	NUT, SELF-LOCKING: GENERATOR SHAFT END, 1/2-20 THD SIZE (16764) 274938		EA		1					26	10
0 00719	5310-550-0158	NUT, PLAIN, SQUARE: COVER BAND, No. 10-32 THD SIZE (16764) 34816		EA		1					27	17
X1 00722	2920-900-6507	PLATE, BEARING RETAINER (16764) 1925415		EA		1					27	25
0 00737	5305-043-6755	SCREW, MACHINE: GENERATOR BAND, No. 10-32 THD SIZE, 1 1/2 IN. LG (16764) 274936		EA							27	18
0 00745	5310-178-9614	WASHER, FLAT: GENERATOR SHAFT, 1/2 IN. BOLT SIZE (16764) 1918043		EA		1					26	9
0 00746	5310-045-3301	WASHER, LOCK: THRU BOLT, 0.319 IN. ID, 0.575 IN. OD, 0.056 IN. THK (16764) 453301		EA		2					27	13
P 0 00748	6115-810-4663	KIT, REPAIR: GENERATOR (64104) 903-108		EA		1	2	2	4	8		
X1 00749	5977-391-0640	BRUSH, ELECTRICAL CONTACT (16764) 1906935		EA		2					27	38
X1 00750	5977-378-2901	BRUSH, ELECTRICAL CONTACT: STATIC (1) (16764) 1906941		EA		0						
X1 00751	5999-358-6792	BRUSH, STATIC: SHIELDED PLATE (1) (16764) 1920738		EA		0						
X1 00752		BRUSH, STATIC (1) (16764) 1925013		EA		0						
X1 00753	5970-325-6567	BUSHING: TERMINAL INSULATOR (2) (16764) 1885090		EA		0						

(1) SMR CODE	(2) FEDERAL STOCK NUMBER	(3) DESCRIPTION	(4) UNIT OF ISSUE	(5) QTY INC IN UNIT PACK	(6) QTY INC IN UNIT	(7) 15-DAY ORGANIZATIONAL MAINTENANCE ALW				(8) ILLUS- TRATION	
						(a)	(b)	(c)	(d)	(a)	(b)
						1-5	6-20	21-50	51-100	FIG NO.	ITEM NO.
INDEX NO.	REFERENCE NO. & MFR. CODE	USABLE ON CODE									
X1 00754	2920-900-9681	COLLECTOR: STATIC GROUND (16764) 1925413	EA		1					27	24
X1 00755	5910-358-6793	CONDENSER, FIXED PAPER (1) (16764) 1920702	EA		0						
X1 00757	2920-249-8293	SPRING, HELICAL TORSION (2) (16764) 1905034	EA		0						
X1 00758	5977-358-7778	SPRING, HELICAL, TORSION: BRUSH (16764) 1905219	EA		2					27	34
X1 00759	2920-249-8783	SPRING HELICAL TORSION (2) (16764) 1916324	EA		0						
X1 00760	5310-353-9939	WASHER, FLAT: SPACE (1) (16764) 1916377	EA		0						
X1 00761	5310-424-3750	WASHER, FLAT: SPACE (1) (16764) 1914213	EA		0						
X1 00762	5310-262-4755	WASHER, FLAT: SPACER (1) (16764) 1915086	EA		0						
X1 00763	5330-202-4365	WASHER, NONMETALLIC (1) (16764) 820706	EA		0						
X1 00764	5330-286-9125	WASHER, NONMETALLIC (1) (16764) 809961	EA		0						
X1 00765	5330-291-4496	WASHER, NONMETALLIC: INSULATOR (2) (16764) 1914751	EA		0						
O 00766	5310-045-1523	NUT, PLAIN, HEXAGON: GENERATOR SUPPORT TO BLOCK, 7/16-14 THD SIZE (64104) 21198	EA		1					26	21
P O 00767	5310-208-5261	NUT, PLAIN, HEXAGON: GENERATOR SPACER, 3/8-24 THD SIZE (64104) 21196	EA		1	*	*	*	*	26	17
P O 00768	2990-779-0077	PULLEY, GENERATOR DRIVE (64104) 152006	EA		1	*	*	*	*	26	8
O 00769	5305-017-9837	SCREW, CAP, HEXAGON HEAD: ADJUSTING STRAP, 3/8-16 THD SIZE, 3/4 IN. LG (64104) 21344	EA		2					26	13

(1) SMR CODE	(2) FEDERAL STOCK NUMBER	(3) DESCRIPTION	(4) UNIT OF ISSUE	(5) QTY INC IN UNIT PACK	(6) QTY INC IN UNIT	(7) 15-DAY ORGANIZATIONAL MAINTENANCE ALW				(8) ILLUS- TRATION		
						(a)	(b)	(c)	(d)	(a)	(b)	
						1-5	6-20	21-50	51-100	FIG NO	ITEM NO.	
		REFERENCE NO. & MFR. CODE										
0 00770	5305-017-9838	SCREW, CAP, HEXAGON HEAD: ADJUSTING STRAP, 3/8-16 THD SIZE, 1 IN. LG (64104) 21890	EA		1					26	1	
0 00771	5305-527-4194	SCREW, CAP, HEXAGON HEAD: SUPPORT TO GENERATOR, 1/2-13 THD SIZE, 1 1/2 IN. LG (64104) 21432	EA		1					26	20	
0 00772	5305-018-0147	SCREW, CAP, HEXAGON HEAD: BRACKET TO GENERATOR, 7/16-14 THD SIZE, 1 1/4 IN. LG (64104) 21394	EA		2					26	24	
P 0 00773	2920-779-0104	STRAP: GENERATOR ADJUST (64104) 169149	EA		1	*	*	*	*	26	3	
X20 00774		SUPPORT: GENERATOR (64104) 152007	EA		1					26	19	
X20 00775		SUPPORT: GENERATOR (64104) 152008	EA		1					26	15	
0 00776	5310-606-6607	WASHER, FLAT: ADJUSTING STRAP, 1/4 IN. SCREW SIZE (64104) Y18814K	EA		1					26	4	
0 00779	5310-013-5629	WASHER, LOCK: SUPPORT TO GENERATOR, 1/2 IN. SCREW SIZE EXT (64104) 21613	EA		2					26	18	
0 00780	5310-696-5363	WASHER, LOCK: GENERATOR BRACKET SCREW, 7/16 IN. BOLT SIZE (64104) 21635	EA		2					26	25	
0 00781	5310-639-8061	WASHER, LOCK: GENERATOR THRU SPACER SCREW, 5/16 IN. BOLT SIZE INT (64104) 21631	EA		2					26	14	
0 00782	5310-261-7401	WASHER, LOCK: ADJUSTING STRAP SCREW, 5/16 IN. SCREW SIZE (ET) (64104) 21648	EA		1					26	2	
0 00783	5310-012-0381	WASHER, LOCK: GENERATOR BRACKET SCREW, 3/8 IN. SCREW SIZE (64104) 21729	EA		1					26	12	
0 00784	5310-013-8485	WASHER, LOCK: SUPPORT TO GEAR CASE, 5/16 IN. SCREW SIZE (ET) (64104) 21819	EA		2					26	22	

(1) SMR CODE INDEX NO.	(2) FEDERAL STOCK NUMBER	(3) DESCRIPTION REFERENCE NO. & MFR. CODE USABLE ON CODE		(4) UNIT OF ISSUE	(5) QTY INC IN UNIT PACK	(6) QTY INC IN UNIT	(7) 15-DAY ORGANIZATIONAL MAINTENANCE ALW				(8) ILLUS- TRATION	
							(a)	(b)	(c)	(d)	(a) FIG NO.	(b) ITEM NO.
							1-5	6-20	21-50	51-100		
X20 00841	2920-737-4449	COVER, ELECTRICAL (16764) 1913970		EA		1					31	12
0 00842	5305-273-3973	SCREW, MACHINE: BAND COVER (16764) 453479		EA		1					31	1
0 00858	5310-045-1519	NUT, PLAIN, HEXAGON: TERMINAL STUD (16764) 134569		EA		1					31	5
0 00860	5310-045-1519	NUT, PLAIN, HEXAGON: TERMINAL STUD (16764) 134569		EA		2					31	11
P 0 00879	5310-045-3297	WASHER, LOCK: TERMINAL STUD, COMMUTATOR END (16764) 453297		EA		2	2	2	2	4	31	6
X20 00892	2920-980-2142	INSULATOR: TERMINAL STUD BUSHING (16764) 1931783		EA		1					30	44
0 00899	5310-261-7340	WASHER, LOCK: STARTER MTG BOLT, 3/8 IN. BOLT SIZE (64104) 21052		EA		3					31	8
00900		GR0605 - IGNITION COMPONENTS										
P 0 00901	2920-807-7289	CABLE SET: MAGNETO (SET OF 6 CABLES) (64104) 162872		EA		1	*	2	2	4	35	
X1 00901A		CABLE ASSEMBLY, MAGNETO: No. 1 CYLINDER		EA		1					35	18
X1 00902		CABLE ASSEMBLY, MAGNETO: No. 2 CYLINDER		EA		1					35	19
X1 00903		CABLE ASSEMBLY, MAGNETO: No. 3 CYLINDER		EA		1					35	20
X1 00904		CABLE ASSEMBLY, MAGNETO: No. 4 CYLINDER		EA		1					35	21
X1 00905		CABLE ASSEMBLY, MAGNETO: No. 5 CYLINDER		EA		1					35	22
X1 00906		CABLE ASSEMBLY, MAGNETO: No. 6 CYLINDER		EA		1					35	23

(1) SMR CODE	(2) FEDERAL STOCK NUMBER	(3) DESCRIPTION	(4) UNIT OF ISSUE	(5) QTY INC IN UNIT PACK	(6) QTY INC IN UNIT	(7) 15-DAY ORGANIZATIONAL MAINTENANCE ALW				(8) ILLUS- TRATION	
						(a)	(b)	(c)	(d)	(a)	(b)
						1-5	6-20	21-50	51-100	FIG NO.	ITEM NO.
P O 00936	5330-169-7144	GASKET (64104) 116292A	EA		1	*	2	2	4		
X1 00937	2920-340-5169	GASKET: MAGNETO MTS (64104) 73904 (COMPONENT OF PARTS KIT, STOCK No. 2815-620-6093, See Group 0100	EA		1					35	6
P O 00938	4720-790-3392	LINE ASSEMBLY, OIL: CRANKCASE TO MAGNETO DRIVE (64104) 0152471	EA		1	*	*	*	*	35	2
P O 00940	2920-791-5261	MAGNETO ASSEMBLY (82796) FME6884 (INCLUDES COMPONENTS OF REPAIR KIT, STOCK No. 2920-803-6155)	EA		1	*	*	2	2	35	7
X20 00945		CAP, END (82796) JX2430A	EA		1					33	5
P O 00957	2920-641-0674	GASKET: COVER AND END CAP, LEAD (82796) D682A	EA		1	*	2	2	4	33	9
X20 00970		PLATE, IDENTIFICATION (82796) A195	EA		1	SEE GROUP 0110					
P O 00972	2920-047-2689	ROTOR, MAGNETO (82796) Z2765X	EA		1	*	2	2	2	35	32
P O 00973	2920-779-0271	ROTOR, MAGNETIC (82796) CZ2480	EA		1	*	2	2	2	34	15
P O 00974	2920-366-7165	SCREEN, VENT: END CAP AND HOUSING (82796) A6032A	EA		4	*	*	*	*	33	4
O 00980	9510-266-9268	SCREW, ASSEMBLED WASHER: CONDENSER MTS, No. 6-32 THD SIZE, 3/8 IN. LG (82796) 6S6D	EA		2					35	24
O 00982	5305-638-5684	SCREW, MACHINE: VENT COVER ATTACHING, No. 6-32 THD SIZE, 3/8 IN. LG (82796) 6S6N	EA		4					33	2
P O 00995	2920-810-7082	PLUG, SPARK (11583) XMD21	EA		6	10	38	75	05	35	17

(1) SMR CODE	(2) FEDERAL STOCK NUMBER	(3) DESCRIPTION	(4) UNIT OF ISSUE	(5) QTY INC IN UNIT PACK	(6) QTY INC IN UNIT	(7) 15-DAY ORGANIZATIONAL MAINTENANCE ALW				(8) ILLUS- TRATION		
						(a)	(b)	(c)	(d)	(a)	(b)	
						1-5	6-20	21-50	51-100	FIG NO.	ITEM NO.	
		REFERENCE NO. & MFR. CODE										
		USABLE ON CODE										
0 00997	5310-964-3648	WASHER, LOCK: MAGNETO MTG STUD, 3/8 IN. SCREW SIZE (64104) 21650	EA		2					35	8	
0 01001	2920-142-0888	CONTACT SET: DISTRIBUTOR (82796) A2437AX	EA		1	*	2	2	4	35	12	
P O 01002	2920-354-0758	GASKET: CAP TO BODY (82796) M2498	EA		1	*	2	2	4	33	1	
0 01009	5305-011-0502	SCREW, CAP, SLOTTED HEAD: END CAP ATTACHING, No. 10-24 THD SIZE, 3/4 IN. LG (82796) 10S12D	EA		4					35	31	
0 01010	5305-880-9791	SCREW, CAP, SLOTTED HEAD: END CAP, No. 10-24 THD SIZE, 1 3/8 IN. LG (82796) 10S22D	EA		1					34	28	
01018		0606 - ENGINE SAFETY CONTROLS										
P O 01019	5930-789-6714	SWITCH, BATTERY DISCONNECT (64104) 69604	EA		1	*	2	2	4	36	23	
P O 01020		SWITCH, SAFETY, BY-PASS (15605) 90-3813	EA		1	*	2	2	4	36	16	
01021		060607 - INSTRUMENT OR ENGINE CONTROL PANEL										
P O 01022		AMMETER: ENGINE GENERATOR (57733) 357EM	EA		1	*	2	2	2	36	1	
P O 01023	6150-810-4735	CABLE ASSEMBLY, BATTERY: STARTER TO CUTOFF SWITCH (64104) 0151712	EA		1	*	2	2	2	36	11	
P O 01024		CABLE ASSEMBLY: OIL GAGE TO WATER GAGE (64104) 0156927	EA		1	*	2	2	2	36	13	
XI 01025		WIRE: OIL GAGE TO WATER GAGE (64104) 1521088	EA		1							
XI 01026	5940-155-9670	TERMINAL LUG (64104) Y18984A	EA		2							

(1) SMR CODE	(2) FEDERAL STOCK NUMBER	(3) DESCRIPTION		(4) UNIT OF ISSUE	(5) QTY INC IN UNIT PACK	(6) QTY INC IN UNIT	(7) 15-DAY ORGANIZATIONAL MAINTENANCE ALW				(8) ILLUS- TRATION	
							(a) 1-5	(b) 6-20	(c) 21-50	(d) 51-100	(a) FIG NO.	(b) ITEM NO.
X1 01027		CABLE (64104) 25310N		EA		2					36	10
X1 01028	5940-501-7530	TERMINAL LUG (64104) Y19145		EA		4						
P O 01029	6150-810-4735	CABLE ASSEMBLY: STARTER TO SWITCH (64104) 0151712	USABLE ON CODE	EA		1	*	2	2	2	36	12
X1 01030		WIRE: STARTER CABLE (64104) 25380W		EA		1						
X1 01031		TERMINAL: STARTER CABLE (64104) Y18994A		EA		1						
X1 01032		TERMINAL: STARTER CABLE (64104) Y18994C		EA		1						
P O 01033	6150-810-4737	CABLE, ASSEMBLY GAGE (64104) 0155486		EA		1	*	2	2	2	36	14
X1 01034		WIRE, GAGE (64104) 25211V		EA		1						
X1 01035	5940-155-9670	TERMINAL LUG (64104) Y18984A		EA		1						
X20 01036	5940-229-7538	TERMINAL LUG (64104) Y18984B		EA		1						
P O 01037	6680-781-5836	GAGE ASSEMBLY, OIL (64104) E120844		EA		1	*	2	2	2	36	2
X1 01038	6620-706-2480	GAGE, OIL (03479) 0-27		EA		1						
X1 01039		SLEEVE (64104) 44935		EA		1						
X1 01040		WIRE (64104) 152108K		EA		1					36	15
P O 01041	6210-229-5202	LIGHT, PANEL (13445) DL5		EA		1	*	*	2	2	36	21

(1) SMR CODE INDEX NO.	(2) FEDERAL STOCK NUMBER	(3) DESCRIPTION REFERENCE NO. & MFR. CODE USABLE ON CODE		(4) UNIT OF ISSUE	(5) QTY INC IN UNIT PACK	(6) QTY INC IN UNIT	(7) 15-DAY ORGANIZATIONAL MAINTENANCE ALW				(8) ILLUS- TRATION	
							(a)	(b)	(c)	(d)	(a)	(b)
							1-5	6-20	21-50	51-100	FIG NO	ITEM NO.
P O 01042		BULB: PANEL LIGHT (13445) 303		EA		1	*	2	2	4	36	22
O 01043	5310-012-0372	NUT, PLAIN, HEXAGON: GAGE MTG, 1/4-20 THD SIZE (64104) 21273		EA		2						
O 01044	5310-298-8338	NUT, PLAIN, HEXAGON: PANEL MTG SCREW, No. 10-32 THD SIZE (64104) 21264		EA		25						
O 01045	5305-095-4461	SCREW, CAP, HEXAGON HEAD: 1/4-20 THD SIZE, 3/4 IN. LG (64104) 21275		EA		2						
P O 01046	2920-779-0275	SWITCH, STARTER (13445) 9060		EA		1	*	*	2	2	36	24
P O 01047		SWITCH, IGNITION (15605) 90-2681		EA		1	*	*	2	2	36	9
O 01048	5305-043-1942	SCREW, CAP, HEXAGON HEAD: PANEL MTG, No. 10-32 THD SIZE, 1/2 IN. LG (64104) 21108		EA		25						
P O 01049	5940-155-9670	TERMINAL LUG (64104) Y18984A		EA		2	*	*	*	*		
O 01050	5310-013-8604	WASHER, LOCK: 1/4 IN. SCREW SIZE (64104) 21050		EA		2						
O 01051	5310-012-1801	WASHER, LOCK, INTERNAL TOOTH: PANEL MTG (64104) 21625		EA		25						
01052		0608608 - MISCELLANEOUS ITEMS										
M O 01053		CABLE, ELECTRICAL: RECEPTACLE TO SWITCH, 18 IN. LG MANUFACTURE FROM:		EA		1					37	
P O 01054	5940-705-6730	TERMINAL LUG		EA		1	*	*	*	*	37	5
P O 01055	6145-161-1235	WIRE, ELECTRICAL (18 IN. REQUIRED)		FT			SEE GROUP 9501				37	4

(1) SMR CODE INDEX NO.	(2) FEDERAL STOCK NUMBER	(3) DESCRIPTION REFERENCE NO. & MFR. CODE USABLE ON CODE		(4) UNIT OF ISSUE	(5) QTY INC IN UNIT PACK	(6) QTY INC IN UNIT	(7) 15-DAY ORGANIZATIONAL MAINTENANCE ALW				(8) ILLUS- TRATION	
							(a) 1-5	(b) 6-20	(c) 21-50	(d) 51-100	(a) FIG NO.	(b) ITEM NO.
M O 01056		CABLE, ELECTRICAL: RECEPTACLE, 13 IN. LG		EA		1					37	
		MANUFACTURE FROM:										
P O 01057	6145-161-1235	WIRE, ELECTRICAL (13 IN. REQUIRED)		FT			SEE GROUP 9501				37	6
P O 01058	5940-705-6730	TERMINAL LUG		EA		1					37	5
X20 01059		INSULATOR: SLAVE RECEPTACLE (80684) 7720872		EA		1					37	2
O 01060	5310-012-0372	NUT, PLAIN, HEXAGON: RECEPTACLE MTO SCREW, 1/4-20 THD SIZE		EA		4					37	9
P O 01061	5935-732-1299	RECEPTACLE: BATTERY CHARGING (96906) MS75058		EA		1	*	*	*	*	37	1
O 01062	5305-558-3677	SCREW, CAP, HEXAGON: RECEPTACLE MTO, 1/4-20 THD SIZE, 3/4 IN. LG		EA		4					37	11
O 01063	5305-012-1852	SCREW, CAP, HEXAGON HEAD: TERMINAL LUG, 3/8-16 THD SIZE, 1/2 IN. LG		EA		2					37	8
O 01064	5310-017-8556	WASHER, LOCK: TERMINAL LUG, 3/8 IN. I.E.T.		EA		2					37	7
O 01065	5310-013-8604	WASHER, LOCK: RECEPTACLE MTO SCREW, 1/4 IN. SCREW SIZE		EA		4					37	10
01066		0612 - BATTERIES, STORAGE (WET OR DRY)										
P O 01067	6140-057-2554	BATTERY: 12v (16764) 1890326		EA		2	*	*	*	*		
X20 01068		BOX ASSEMBLY, BATTERY (10941) C300-1456		EA		1					38	
X20 01069		BOLT, ANCHOR (10941) A300-1209		EA		2					38	8
X1 01070		BOX, BATTERY (10941) A300-687		EA		1					38	9

(1) SMR CODE INDEX NO.	(2) FEDERAL STOCK NUMBER	(3) DESCRIPTION REFERENCE NO. & MFR. CODE USABLE ON CODE		(4) UNIT OF ISSUE	(5) QTY INC IN UNIT PACK	(6) QTY INC IN UNIT	(7) 15-DAY ORGANIZATIONAL MAINTENANCE ALW				(8) ILLUS- TRATION	
							(a)	(b)	(c)	(d)	(a) FIG NO.	(b) ITEM NO.
							1-5	6-20	21-50	51-100		
X20 01071		COVER, BATTERY (10941) B300-1455		EA		1					38	1
X1 01072		FRAME: BATTERY BOX BOTTOM WELDED TO SKID (10941) B300-1454		EA		1						
X1 01073		FRAME: BATTERY TOP (10941) B300-1204		EA		1					38	6
M O 01074		RUBBER, SPONGE: 1/2 IN. THK, 1 IN. WIDE MANUFACTURE FROM:		EA		1					38	5
P O 01075	9320-812-5706	RUBBER, SPONGE		FT		SEE GROUP 9501						
X20 01076	5310-149-9130	WASHER, FLAT: ANCHOR BOLT, 3/8 IN. SCREW SIZE		EA		4					38	4
O 01077	5310-010-3319	WASHER, LOCK: BATTERY COVER		EA		2					38	3
O 01078	5310-012-6032	WING NUT: BATTERY ANCHOR BOLT, 3/8-16 THD SIZE		EA		4					38	2
P O 01079	6810-249-9354	ELECTROLYTE (5 GAL PER BTL) (81348) FED08801		EA		1	*	*	*	*		
M O 01080		CABLE, BATTERY: BATTERY TO STARTER, 9 FT LG MANUFACTURE FROM:		EA		1					38	7
P O 01081	6145-635-7814	CABLE (9 FT REQUIRED)		FT		SEE GROUP 9501						
P O 01082	5940-678-9844	TERMINAL LUG: BATTERY END		EA		1	*	*	*	*		
P O 01083	5940-050-6386	TERMINAL LUG: GROUND END		EA		1	*	*	*	*		
M O 01084		CABLE, BATTERY: BATTERY TO GROUND, 2 FT LG		EA		1					38	13
P O 01085	6145-635-7814	CABLE (2 FT REQUIRED)		FT		SEE GROUP 9501						

(1) SMR CODE	(2) FEDERAL STOCK NUMBER	(3) DESCRIPTION		(4) UNIT OF ISSUE	(5) QTY INC IN UNIT PACK	(6) QTY INC IN UNIT	(7) 15-DAY ORGANIZATIONAL MAINTENANCE ALW				(8) ILLUS- TRATION	
							(a) 1-5	(b) 6-20	(c) 21-50	(d) 51-100	(a) FIG NO.	(b) ITEM NO.
		REFERENCE NO. & MFR. CODE	USABLE ON CODE									
P O 01086	5940-678-9844	TERMINAL LUG: BATTERY END		EA		1	REF	REF	REF	REF		
P O 01087	5940-050-6386	TERMINAL LUG: GROUND END		EA		1	REF	REF	REF	REF		
X20 01088	6115-549-6991	CABLE, JUMPER: 12 IN. LG		EA		1					38	15
O 01089	5305-018-0122	SCREW, CAP, HEXAGON HEAD: BATTERY GROUND CABLE, 3/8-16 THD SIZE, 1 IN. LG		EA		1					38	14
O 01090	5305-639-8116	SCREW, CAP, HEXAGON HEAD: CABLE STRAP, 1/4-20 THD SIZE, 1 IN. LG		EA		5					38	12
X20 01091		STRAP, CABLE (59730) 1210		EA		5					38	10
O 01092	5310-012-1637	WASHER, LOCK: CABLE STRAP SCREW, 1/4 IN. SCREW SIZE		EA		6					38	11
O 01093	5310-010-3319	WASHER, LOCK: BATTERY GROUND CABLE, 3/8 IN. SCREW SIZE		EA		1					38	3
01094	0615	- RADIO INTERFERENCE SUPPRESSION										
P O 01095	2920-392-5178	CONNECTOR, STRAP: MAGNETO GROUND (64104) 0119176		EA		1	*	*	*	*	35	30
X1 01096		TERMINAL (64104) Y19052		EA		2						
X1 01097		SHIELD, METALLIC (64104) 119154G		EA		1						
P O 01098	6150-643-6447	LEAD ASSEMBLY: REGULATOR TO GROUND (64104) 0120897		EA		1	*	*	2	2	28	6
X1 01100		TERMINAL (64104) Y19052B		EA		2						
P O 01101	2920-779-0272	STRAP, BOND: MAGNETO GROUND (64104) 0154559		EA		1	*	*	*	*	35	30

(1) SMR CODE INDEX NO.	(2) FEDERAL STOCK NUMBER	(3) DESCRIPTION REFERENCE NO. & MFR. CODE USABLE ON CODE		(4) UNIT OF ISSUE	(5) QTY INC IN UNIT PACK	(6) QTY INC IN UNIT	(7) 15-DAY ORGANIZATIONAL MAINTENANCE ALW				(8) ILLUS- TRATION	
							(a)	(b)	(c)	(d)	(a)	(b)
							1-5	6-20	21-50	51-100	FIG NO.	ITEM NO.
01102		GROUP 15 FRAME, TOWING ATTACHMENTS AND DRAWBARS										
01103		1501 - FRAME ASSEMBLY										
X20 01104		BAIL, LIFTING (10941) C6KS18-5		EA		1					39	1
0 01106	5310-022-0088	NUT, PLAIN, HEXAGON: LIFTING BAIL TO BASE, 1-8 THD SIZE		EA		8					38	2
0 01107	5310-013-1048	WASHER, LOCK: LIFTING BAIL TO BASE, 1 IN. ID BOLT SIZE		EA		8					35	4
01108		GROUP 18 BODY, CAB, HOOD AND HULL										
01109		1801 - BODY, CAB, HOOD AND HULL ASSEMBLIES										
0 01110	5306-089-6492	BOLT, MACHINE: ROOF MTG, 5/16-18 THD SIZE, 1/2 IN. LG (64104) 21305		EA		3					40	6
0 01111	5306-638-1459	BOLT, MACHINE, HEXAGON HEAD: HOOD ATTACHING, 5/16-18 THD SIZE, 3/4 IN. LG (64104) 21309		EA		5					40	4
0 01112	5306-089-6930	BOLT, MACHINE: INSTRUMENT PANEL, 3/8-16 THD SIZE, 3/4 IN. LG (64104) 21343		EA		4					36	18
X20 01113		DOOR ASSEMBLY: SIDE (64104) C119817U		EA		2					40	7
X1 01114		DOOR, SIDE (64104) 119817U		EA		2						
P 0 01115	4320-777-8152	FASTENER: SIDE DOOR (64104) A119812		EA		4	*	*	*	*		
X1 01116		FASTENER: SIDE DOOR (64104) 119812		EA		4						
X1 01117		BAR: SIDE DOOR (64104) 168715		EA		4						
X1 01118		RIVET, FLATHEAD: DOOR CATCH, 3/16 x 5/16 (64104) 26028		EA		8						

(1) SMR CODE INDEX NO.	(2) FEDERAL STOCK NUMBER	(3) DESCRIPTION REFERENCE NO. & MFR. CODE USABLE ON CODE		(4) UNIT OF ISSUE	(5) QTY INC IN UNIT PACK	(6) QTY INC IN UNIT	(7) 15-DAY ORGANIZATIONAL MAINTENANCE ALW				(8) ILLUS- TRATION	
							(a)	(b)	(c)	(d)	(a) FIG NO.	(b) ITEM NO.
							1-5	6-20	21-50	51-100		
P O 01119	5325-011-3751	GROMMET: PANEL (64104) Y6207		EA		.1	*	2	2	2	36	19
X20 01120		HOOD ASSEMBLY (64104) AA151368H		EA		1					40	5
X20 01121		HOOD ASSEMBLY (64104) A151368H		EA		1						
X1 01122		HOOD (64140) 151368H		EA		1						
X1 01123		ANGLE: HOOD SUPPORT (64104) 168802		EA		2						
X1 01124		BRACKET (64104) 169271		EA		2						
X1 01125		BRACKET: HOOD SUPPORT (64104) 168801		EA		3						
X1 01126		BRACKET: HOOD SUPPORT (64104) 168884		EA		1						
X1 01127		BRACKET: HOOD SUPPORT (64104) 168885		EA		1						
X1 01128		NUT, WELD: HOOD ANGLE (64104) 154579D		EA		6						
X20 01129		HOUSING, BRACKET WELDED (64104) 168779		EA		2						
X1 01130		BRACKET: REAR PANEL (64104) 168796		EA		1						
X1 01131		BRACKET: REAR PANEL (64104) 168798		EA		1						
X1 01132		BRACKET: REAR PANEL (64104) 168797		EA		1						
X1 01133	BOX, PANEL (64104) 168800		EA		1							

(1) SMR CODE INDEX NO.	(2) FEDERAL STOCK NUMBER	(3) DESCRIPTION REFERENCE NO. & MFR. CODE USABLE ON CODE	(4) UNIT OF ISSUE	(5) QTY INC IN UNIT PACK	(6) QTY INC IN UNIT	(7) 15-DAY ORGANIZATIONAL MAINTENANCE ALW				(8) ILLUS- TRATION	
						(a)	(b)	(c)	(d)	(a)	(b)
						1-5	6-20	21-50	51-100	FIG NO.	ITEM NO.
0 01134	5310-012-0375	NUT, PLAIN, HEXAGON: SIDE RAIL ATTACHING SCREW, 1/4-20 THD SIZE (64104) 21173	EA		10					40	13
0 01135	5310-010-2635	NUT, PLAIN, HEXAGON: HOOD ATTACHING, 3/8-16 THD SIZE (64104) 21189	EA		2					40	17
0 01136	5310-638-6026	NUT, PLAIN, HEXAGON: HOOD ATTACHING SCREW, 5/16-18 THD SIZE (64104) 21181	EA		5					40	1
P O 01140	5340-016-1541	CATCH: PANEL COVER (64104) 119813	EA		1	*	*	*	*	41	14
X20 01142		COVER, INSTRUMENT PANEL (64104) 168771A	EA		1					41	13
P O 01162	5340-016-4617	PLUG: PANEL HOLE (64104) Y19181	EA		1	*	2	2	2		
X20 01163		RAIL, SIDE: RIGHT SIDE (64104) 168745	EA		1					40	12
X20 01164		RAIL, SIDE: LEFT SIDE (64104) 168745A	EA		1					40	14
0 01165	5305-207-0912	SCREW, CAP, HEXAGON HEAD: SIDE RAIL ATTACHING, 1/4-20 THD SIZE, 5/8 IN. LG (64104) 21273	EA		6					40	10
0 01166	5305-012-1887	SCREW, CAP, HEXAGON HEAD: HOOD TO BRACKET, 1/4-20 THD SIZE, 3/4 IN. LG	EA		6					40	9
0 01167	5310-877-4949	WASHER, FLAT: ROOF MTO SCREW, 5/16 IN. SCREW SIZE (64104) B277	EA		8					40	3
0 01168	5310-044-0392	WASHER, FLAT: HOOD TO BRACKET, 1/4 IN. SCREW SIZE (64104) Y18813G	EA		6					40	8
0 01169	5310-010-3319	WASHER, LOCK: GAGE SUPPORT SCREW, 1/4 IN. SCREW SIZE (64104) 21050	EA		1					40	11
0 01170	5310-012-0214	WASHER, LOCK: ROOF MTO SCREW, 5/16 IN. SCREW SIZE (64104) 21051	EA		10					40	2
0 01171	5310-010-3319	WASHER, LOCK: SIDE RAIL ATTACHING SCREW, 1/4 IN. SCREW SIZE (64104) 21050	EA		10					40	11

(1) SMR CODE	(2) FEDERAL STOCK NUMBER	(3) DESCRIPTION		(4) UNIT OF ISSUE	(5) QTY INC IN UNIT PACK	(6) QTY INC IN UNIT	(7) 15-DAY ORGANIZATIONAL MAINTENANCE ALW				(8) ILLUS- TRATION	
							(a)	(b)	(c)	(d)	(a)	(b)
							J-5	6-20	21-50	51-100	FIG NO.	ITEM NO.
0 01172	5310-261-7340	WASHER, LOCK: INSTRUMENT PANEL, 3/8 IN. SCREW SIZE (64104) 21052		EA		4					36	17
01173		1808 - STOWAGE RACKS, BOXES, STRAPS, CARRYING CASES, CABLE REELS, HOSE REELS										
X20 01174	4320-929-0681	BOX, TOOL: SUB BASE (10941) K906MP		EA		1					40	15
0 01175	5310-021-4577	SCREW, CAP, HEXAGON HEAD: TOOL BOX ATTACHING, 1/4-20 THD SIZE, 1/2 IN. LG		EA		4					40	16
0 01176	5310-010-3319	WASHER, LOCK: TOOL BOX ATTACHING		EA		4					40	11
01177		GROUP 22 - BODY CHASSIS OR HULL AND ACCESSORY ITEMS										
01178		2201 - DATA PLATES AND INSTRUCTION HOLDERS										
X20 01180		DECAL: INLET, OIL FILTER (73370) 154100		EA		1						
X20 01181		DECAL: OIL FILTER COVER (73370) 166803		EA		1						
X20 01182		DECAL: OIL FILTER BODY (73370) 104917		EA		1						
0 01183	5310-012-0622	NUT, PLAIN, HEXAGON: INSTRUCTION PLATE MTG, No. 8-32 THD SIZE		EA		4						
0 01185	5315-429-3851	PIN, DRIVE: VALVE COVER NAMEPLATE MTG (64104) B557A		EA		6					8	10
X20 01187		PLATE, IDENTIFICATION (10941) A300-1488		EA		1						
X20 01188		PLATE, IDENTIFICATION: BLOCK DRAIN (10941) A300-1353		EA		1						
X20 01189		PLATE, IDENTIFICATION: CRANKCASE DRAIN (10941) A300-1352		EA		1						

(1) SMR CODE INDEX NO.	(2) FEDERAL STOCK NUMBER	(3) DESCRIPTION REFERENCE NO. & MFR. CODE USABLE ON CODE		(4) UNIT OF ISSUE	(5) QTY INC IN UNIT PACK	(6) QTY INC IN UNIT	(7) 15-DAY ORGANIZATIONAL MAINTENANCE ALW				(8) ILLUS- TRATION	
							(a)	(b)	(c)	(d)	(a) FIG NO.	(b) ITEM NO.
							1-5	6-20	21-50	51-100		
X20 01190		PLATE, IDENTIFICATION: FUEL DRAIN (10941) A300-1469		EA		1						
X20 01191		PLATE, IDENTIFICATION: RADIATOR DRAIN (10941) A300-1351		EA		1						
X20 01192		PLATE: IDENTIFICATION (82796) A195		EA		1						
X20 01193		PLATE, INSTRUCTION: PRIMING (10941) A300-1064		EA		1						
X20 01194		NAMEPLATE (64104) 156060A		EA		1					2	10
X20 01195		PLATE, NAME (64104) 119827		EA		2						
X20 01195A		PLATE, NAME: BATTERY DISCONNECT (10941) A300-1319		EA		1						
X20 01196		PLATE, NAME: CHOKE (64104) 955595X		EA		1						
X20 01197		PLATE, NAME: DISCHARGE PRESSURE GAGE (10941) A300-1341		EA		1						
X20 01198		NAMEPLATE: ENGINE VALVE COVER (64104) 152171		EA		1					8	17
X20 01199		PLATE, NAME: FUEL PRIMER (10941) A300-1320		EA		1						
X20 01200		PLATE, NAME: IGNITION (64104) 956469B		EA		1						
X20 01201		PLATE, NAME: OIL GAGE (64104) 955204M		EA		1						
X20 01202		NAMEPLATE: RADIATOR (64104) 119798		EA		1						
X20 01203		PLATE, NAME: SAFETY BY-PASS SWITCH (10941) A300-1665		EA		1						

(1) SMR CODE INDEX NO.	(2) FEDERAL STOCK NUMBER	(3) DESCRIPTION REFERENCE NO. & MFR. CODE USABLE ON CODE		(4) UNIT OF ISSUE	(5) QTY INC IN UNIT PACK	(6) QTY INC IN UNIT	(7) 15-DAY ORGANIZATIONAL MAINTENANCE ALW				(8) ILLUS- TRATION	
							(a)	(b)	(c)	(d)	(a) FIG NO.	(b) ITEM NO.
							1-5	6-20	21-50	51-100		
X20 01204		PLATE, NAME: STARTER (64104) 955204P		EA		1						
P O 01205	9905-935-3983	PLATE: STARTING INSTRUCTION (10941) A300-1464		EA		1	*	*	*	*		
X20 01206		PLATE, NAME: SUCTION PRESSURE GAGE (10941) A300-1340		EA		1						
X20 01207		PLATE, NAME: THROTTLE (64104) 955598N		EA								
X20 01208		PLATE, NAME: WATER GAGE (64104) 955204R		EA		1						
O 01209	5305-014-5372	SCREW, SHEET METAL: NAMEPLATE MTG, No. 4-40, 1/4 IN. LG		EA		14						
X20 01211		SCREW, DRIVE: NAMEPLATE MTG, No. 4 x 3/8 IN. LG (64104) 21767		EA		12						
P O 01212	5305-014-5372	SCREW, DRIVE: IDENTIFICATION PLATE		EA		8	*	*	*	*		
X20 01213	5305-043-6690	SCREW, MACHINE: INSTRUCTION PLATE MTG, No. 8-32 THD SIZE, 5/16 IN. LG		EA		4						
O 01214	5310-012-0380	WASHER, LOCK: INSTRUCTION PLATE MTG SCREW		EA		4						
01215		GROUP 47 - GAGES										
01216		4701 - TACHOMETER										
P O 01218	3040-774-5944	CABLE: TACHOMETER (05662) 2FS8L43-1-21N		EA		1	*	*	2	2	42	2
P O 01220	2920-354-4128	GASKET: TACHOMETER MTG (64104) 116292		EA		1	*	2	2	4	42	7
O 01225	5305-012-0222	SCREW, MACHINE, ROUND HEAD: FLEXIBLE SHAFT ATTACHING, No. 10-24 IN. THD SIZE, 5/8 IN. LG (64104) 26051		EA		2					42	10

(1) SAR CODE INDEX NO.	(2) FEDERAL STOCK NUMBER	(3) DESCRIPTION REFERENCE NO. & MFR. CODE	(4) UNIT OF ISSUE	(5) QTY INC IN UNIT PACK	(6) QTY INC IN UNIT	(7) 15-DAY ORGANIZATIONAL MAINTENANCE AL W				(8) ILLUS- TRATION	
						(a)	(b)	(c)	(d)	(a)	(b)
						1-5	6-20	21-50	51-100	FIG NO	ITEM NO.
P O 01226		TACHOMETER (50380) B35C24	EA		1	*	2	2	2	42	1
0 01227	5310-350-0136	WASHER, LOCK: FLEXIBLE SHAFT ATTACHING SCREW, No. 10 SCREW SIZE (64104) 26420	EA		4					42	9
01228		4702 - GAGES, MOUNTINGS, LINES AND FITTINGS									
P O 01229	4820-287-4305	COCK: SHUTOFF, PERMAGAGE LINE (30327) N0104HDI-4NPT	EA		2	*	2	2	2	44	8
P O 01230	4820-287-4305	COCK: SHUTOFF, PERMAGAGE LINE (30327) N0104HDI-4NPT	EA		1	REF	REF	REF	REF	43	12
0 01231	4730-187-7595	COUPLING, PIPE: PERMAGAGE LINE, 1/4-18 THD SIZE	EA		2					44	4
P O 01232	6685-580-4116	DAMPENER: FLUID PRESSURE (54399) N01106B	EA		2	*	2	2	2	43	6
P O 01233	6685-580-4116	DAMPENER: FLUID PRESSURE (54399) N01106B	EA		1	REF	REF	REF	REF	44	7
0 01234	4730-253-4412	ELBOW, PIPE: PERMAGAGE LINE, 1/4-18 THD SIZE, 90 DEG	EA		4					43	10
0 01235	4730-253-4412	ELBOW, PIPE: PERMAGAGE LINE, 1/4-18 THD SIZE, 90 DEG	EA		4					44	6
0 01236	4730-253-4412	ELBOW, STREET: PERMAGAGE LINE, 1/4-18 THD SIZE, 90 DEG	EA		1					43	5
0 01237	4730-253-4412	ELBOW, STREET: PERMAGAGE LINE, 1/4-18 THD SIZE	EA		1					44	21
P O 01238		GAGE, FUEL: LIQUID LEVEL (96452) 5-62	EA		1	*	*	*	*	18	5
P O 01239	6685-735-1697	GAGE ASSEMBLY: WATER TEMPERATURE (64104) E120843	EA		1	*	*	2	2	36	20
X1 01240	6685-628-9303	GAGE, WATER TEMPERATURE (03479) SR21	EA		1						

(1) SMR CODE INDEX NO.	(2) FEDERAL STOCK NUMBER	(3) DESCRIPTION REFERENCE NO. & MFR. CODE	(4) UNIT OF ISSUE	(5) QTY INC IN UNIT PACK	(6) QTY INC IN UNIT	(7) 15-DAY ORGANIZATIONAL MAINTENANCE ALW				(8) ILLUS- TRATION	
						(a)	(b)	(c)	(d)	(a)	(b)
						1-5	6-20	21-50	51-100	FIG NO.	ITEM NO.
X1 01241		SLEEVE (64104) 44935	EA		1						
X1 01242		WIRE (64104) 152108K	EA		1						
P O 01243	6685-949-5040	GAGE: PRESSURE DISCHARGE, 0 TO 300 PSI (72100) 41-2FIG1760PA	EA		1	*	2	2	2	43	3
P O 01244	6685-924-9434	GAGE: SUCTION PRESSURE, 0 TO 30 IN. HG (72100) 41-2FIG1760PA	EA		1	*	2	2	2	44	2
O 01245	4730-192-9472	NIPPLE, CLOSE, PIPE: PERMAGAGE LINE, 1/4-18 THD SIZE, 2 1/2 IN. LG	EA		3					44	18
O 01246	4730-188-1855	NIPPLE, CLOSE, PIPE: PERMAGAGE LINE, 1/4 IN. 18 THD SIZE, 1 3/4 IN. LG	EA		1					44	22
O 01247	4730-192-9469	NIPPLE, PIPE: ELBOW TO GAGE COUPLING, 1/4-18 THD SIZE, 1 IN. LG	EA		1					44	14
O 01248	4730-136-2055	NIPPLE, PIPE: PERMAGAGE LINE, 1/4 IN. NPT, 7/8 IN. LG	EA		2					43	13
O 01249	4730-136-2055	NIPPLE, PIPE: PERMAGAGE LINE, VALVE TO TEE, 1/4-18 THD SIZE, 7/8 IN. LG	EA		1					44	5
O 01250	4730-188-1855	NIPPLE, PIPE: ELBOW TO GAGE ELBOW, 1/4-18 THD SIZE, 1 3/4 IN. LG	EA		1					43	18
O 01251	4730-278-3566	NIPPLE, PIPE: TEE TO ELBOW, 1/4-18 THD SIZE, 3 1/2 IN. LONG	EA		1					43	16
O 01252	4730-188-1857	NIPPLE, PIPE: UNION TO ELBOW, 1/4-18 THD SIZE, 3 IN. LG	EA		1					43	9
O 01253	4730-249-9736	NIPPLE, PIPE: PERMAGAGE LINE, 1/4-18 THD SIZE, 1 1/8 IN. LG	EA		2					43	11
O 01254	4730-249-9736	NIPPLE, PIPE: PERMAGAGE LINE, 1/4-18 THD SIZE, 1 1/8 IN. LG	EA		1					44	9
O 01255	4730-340-5049	NIPPLE, PIPE: ELBOW TO ELBOW, 1/4-18 THD SIZE, 7 11/16 IN. LG	EA		1					43	17
O 01256	4730-278-0084	NIPPLE, PIPE: PERMAGAGE LINE, UNION TO DAMPENER, 1/4-18 THD SIZE, 5 1/2 IN. LG	EA		1					43	7

(1) SMR CODE INDEX NO.	(2) FEDERAL STOCK NUMBER	(3) DESCRIPTION REFERENCE NO. & MFR. CODE	(4) UNIT OF ISSUE	(5) QTY INC IN UNIT PACK	(6) QTY INC IN UNIT	(7) 15-DAY ORGANIZATIONAL MAINTENANCE ALW				(8) ILLUS- TRATION	
						(a)	(b)	(c)	(d)	(a) FIG NO.	(b) ITEM NO.
						1-5	6-20	21-50	51-100		
M O 01257		NIPPLE, PIPE: ELBOW TO ELBOW, 1/4-18 THD SIZE, 16 IN. LG MANUFACTURE FROM:	EA		1					44	20
P O 01258	4710-278-5379	PIPE, STEEL (16 IN. REQUIRED)	FT			SEE GROUP 9501					
M O 01259		NIPPLE, PIPE: UNION TO ELBOW, 1/4-18 THD SIZE, 26 IN. LG MANUFACTURE FROM:	EA		1					44	19
P O 01260	4710-278-5379	PIPE, STEEL (26 IN. REQUIRED)	FT		1	SEE GROUP 9501					
O 01261	4730-425-0961	NIPPLE, PIPE: UNION TO TEE, 1/4-18 THD SIZE, 2 3/4 IN. LG	EA		1					44	11
O 01262	5310-012-3179	NUT, PLAIN, HEXAGON: PERMAGAGE TO PANEL SCREW, 1/4-20 THD SIZE	EA		3					44	3
O 01263	5310-012-0375	NUT, PLAIN, HEXAGON: PERMAGAGE TO PANEL SCREW, 1/4-20 THD SIZE	EA		3					43	1
O 01264	4730-202-9170	PLUG, PIPE: PERMAGAGE LINE, 1/4-18 THD SIZE	EA		2					43	14
O 01265	4730-202-9170	PLUG, PIPE: PERMAGAGE LINE, 1/4-18 THD SIZE	EA		1					44	12
O 01266	5305-012-1900	SCREW, CAP, HEXAGON HEAD: PERMAGAGE TO PANEL, 1/4-20 THD SIZE, 1 IN. LG	EA		3					43	4
O 01267	5305-012-1900	SCREW, CAP, HEXAGON HEAD: PERMAGAGE TO PANEL, 1/4-20 THD SIZE, 1 IN. LG	EA		3					44	1
O 01268	5305-637-4028	SCREW, CAP, HEXAGON HEAD: PIPE SUPPORT COUPLING TO SKID, 1/4-20 THD SIZE, 1/2 IN. LG	EA		2					44	15
P O 01269	4320-781-5157	SUPPORT, COUPLING: PERMAGAGE LINE TO SKID 1/4 IN. NPT (10941) A300-1487	EA		1	*	*	*	*	44	17
O 01270	4730-809-3293	TEE, PIPE: PERMAGAGE LINE, 1/4-18 THD SIZE, FEMALE	EA		2					43	15

(1) SMR CODE INDEX NO.	(2) FEDERAL STOCK NUMBER	(3) DESCRIPTION REFERENCE NO. & MFR. CODE USABLE ON CODE		(4) UNIT OF ISSUE	(5) QTY INC IN UNIT PACK	(6) QTY INC IN UNIT	(7) 15-DAY ORGANIZATIONAL MAINTENANCE ALW				(8) ILLUS- TRATION	
							(a) 1-5	(b) 6-20	(c) 21-50	(d) 51-100	(a) FIG NO.	(b) ITEM NO.
P O 01288	4730-278-3413	PLUG, PIPE: FILL, 1 1/4 - 1 1/2 THD SIZE, SQ HD		EA		1	*	*	*	*	46	2
O 01289	4730-202-9170	PLUG, PIPE: GLAND, 1/4-18 THD SIZE, SQ HD		EA		1					47	13
O 01290	4730-278-3048	PLUG, PIPE: PUMP HOUSING SIDE DRAIN, 1-1 1/2 THD SIZE		EA		1					46	8
O 01291	4730-010-3875	PLUG, PIPE: PUMP HOUSING DRAIN, 3/4-14 THD SIZE, SQUARE HEAD		EA		1					46	5
P O 01293	4320-781-5158	REPAIR KIT: PUMP REPAIR (10941) A300-1471		EA		1	*	2	2	4		
X1 01294		GASKET: GLAND (10941) A6KS220-4		EA		1	See Group 5501				47	8
X1 01295	5330-912-5828	GASKET: SUCTION DISCHARGE (10941) A6KS36-1		EA		2					45	9
X1 01296		GASKET: VOLUTE FRONT AND REAR (10941) A6KS37-3		EA		1					47	5
X1 01297		GASKET: VOLUTE SUCTION (10941) A6KS37-4		EA		1					48	17
X1 01298		O RING: SHAFT SLEEVE (10941) TT5640		EA		1	See Group 5501				49	2
X1 01299		SEAL, MECHANICAL (10941) B300-1453		EA		1	See Group 5501				47	7
X1 01300		SEAL, OIL: GLAND (10941) TT5878		EA		1	See Group 5501				47	12
X1 01301		GASKET: CHECK VALVE (10941) B6KS22-3		EA		1	See Group 5505				48	7
O 01302	5305-260-5436	SCREW, CAP, HEXAGON: PUMP TO BASE, 3/4-10 THD SIZE, 2 IN. LG		EA		4					46	6
O 01303	5307-781-7049	STUD, PLAIN: VOLUTE, 5/8-11 THD SIZE, 3 IN. LG		EA		12					46	9

(1) SMR CODE INDEX NO.	(2) FEDERAL STOCK NUMBER	(3) DESCRIPTION REFERENCE NO. & MFR. CODE USABLE ON CODE	(4) UNIT OF ISSUE	(5) QTY INC IN UNIT PACK	(6) QTY INC IN UNIT	(7) 15-DAY ORGANIZATIONAL MAINTENANCE ALW				(8) ILLUS- TRATION	
						(a)	(b)	(c)	(d)	(a)	(b)
						1-5	6-20	21-50	51-100	FIG NO.	ITEM NO.
0 01304	5707-550-3352	STUD, PLAIN: VOLUTE ELBOW, 3/4-10 THD SIZE, 4 1/4 IN. LG	EA		12					46	3
0 01305	5307-171-2804	STUD, PLAIN: VOLUTE TO SUCTION HEAD, 5/8-11 THD SIZE, 2 1/2 IN. LG	EA		12					46	4
0 01306	5307-514-8943	STUD, PLAIN: GLAND, 1/2-13 THD SIZE, 2 IN. LG	EA		4					47	9
0 01308	5310-013-8549	WASHER, LOCK: GLAND STUD, 1/2 IN. SCREW SIZE	EA		4					47	17
0 01309	5310-012-0381	WASHER, LOCK: PUMP DRIVE COUPLING TO FLYWHEEL, 3/8 IN. SCREW SIZE	EA		12					49	16
0 01310	5310-010-3326	WASHER, LOCK: VOLUTE STUD, 3/4 IN. STUD SIZE	EA		12					48	13
0 01311	5310-050-2346	WASHER, LOCK: PUMP TO BASE SCREW, 3/4 IN. SCREW SIZE	EA		8					46	7
0 01312	5310-010-3325	WASHER, LOCK: VOLUTE STUD, 5/8 IN. STUD SIZE	EA		24					49	13
0 01313	5310-012-0239	WASHER, LOCK: BAIL TO PLATE, 1/2 IN. BOLT SIZE	EA		2					45	13
01314		5501 - SHAFTS, ROTORS, IMPELLERS									
0 01327	5305-266-6283	SCREW, CAP, HEXAGON HEAD: SUB BASE TO COUPLING, 3/8-16 THD SIZE, 1 IN. LG	EA		4					49	8
0 01335	5310-012-0381	WASHER, LOCK: SUB BASE TO COUPLING, 3/8 IN. SCREW SIZE	EA		4					49	9
01336		5505 - SUCTION AND/OR DISCHARGE ASSEMBLY									
P 0 01337	4730-014-4051	BUSHING, REDUCER: VALVE TO EXHAUST LINE CONNECTING, 1/2 IN. TO 1/4 IN. (30327) 110B	EA		1	*	*	*	*	45	3
P 0 01338	4730-293-7482	CONNECTOR, MALE: EXHAUST LINE, 1/4 IN. TO 1/4 IN.	EA		1	*	*	*	*	45	4

(1) SMR CODE INDEX NO.	(2) FEDERAL STOCK NUMBER	(3) DESCRIPTION REFERENCE NO. & MFR. CODE	(4) UNIT OF ISSUE	(5) QTY INC IN UNIT PACK	(6) QTY INC IN UNIT	(7) 15-DAY ORGANIZATIONAL MAINTENANCE ALW				(8) ILLUS- TRATION	
						(a)	(b)	(c)	(d)	(a) FIG NO.	(b) ITEM NO.
						1-5	6-20	21-50	51-100		
P O 01339	4730-781-5175	ELBOW AND FLANGE: DISCHARGE END (10941) B6KS13-1	EA		1	*	*	*	*	45	8
P O 01340		FLANGE, SUCTION (10941) C6KS7B1	EA		1	*	*	*	*	48	5
O 01345	4730-188-1877	NIPPLE, CLOSE: VALVE TO ELBOW, 1/2-1 1/4 THD SIZE, 1 1/2 IN. LG	EA		1					45	7
X20 01346		NIPPLE AND FLANGE: SUCTION END (10941) B6KS7-1	EA		1					48	3
O 01347	5310-022-0086	NUT, PLAIN, HEXAGON: DISCHARGE ELBOW TO VOLUTE, 3/4-10 THD SIZE	EA		12	REF	REF	REF	REF	45	11
P O 01348	5310-022-0086	NUT, PLAIN, HEXAGON: SUCTION FLANGE STUD, 3/4-10 THD SIZE	EA		8	*	*	*	*	48	16
P O 01351	5305-297-0768	SCREW, CAP, HEXAGON HEAD: SUCTION FLANGE NIPPLE, 3/4-10 THD SIZE, 2 3/4 IN. LG (96906) MS35297-190	EA		12	2	5	10	21	48	1
P O 01355	5307-261-0393	STUD, PLAIN: SUCTION FLANGE, 3/4-10 THD SIZE, 3 1/4 IN. LG	EA		8	*	*	*	*	48	15
M O 01356		TUBE, COPPER: PUMP BLEED OFF, 1/4 IN. OD, 1 1/4 IN. LG MANUFACTURE FROM:	EA		1					45	6
P O 01357	4710-277-5525	TUBE, COPPER (1 1/4 IN. REQUIRED)	FT			See group 9501					
P O 01358	4730-287-1539	NUT, HEXAGON: TUBE UNION, PUMP BLEED OFF TUBE (30327) 41F	EA		1	*	*	*	*	45	5
X20 01359		VALVE, ANGLE: 125 No. x 1/4 NPT (75364) 57B	EA		1					45	2
P O 01362	5310-010-3326	WASHER, LOCK: DISCHARGE ELBOW, 3/4 IN. STUD SIZE	EA		12	REF	REF	REF	REF	45	10
P O 01363	5310-010-3326	WASHER, LOCK: SUCTION FLANGE STUD, 3/4 IN. STUD SIZE	EA		8	*	*	*	*	48	2

(1) SMR CODE INDEX NO.	(2) FEDERAL STOCK NUMBER	(3) DESCRIPTION REFERENCE NO. & MFR. CODE USABLE ON CODE		(4) UNIT OF ISSUE	(5) QTY INC IN UNIT PACK	(6) QTY INC IN UNIT	(7) 15-DAY ORGANIZATIONAL MAINTENANCE ALW				(8) ILLUS- TRATION	
							(a)	(b)	(c)	(d)	(a) FIG NO.	(b) ITEM NO.
							1-5	6-20	21-50	51-100		
01364		5508 - LUBRICATORS										
P O 01365	4320-777-8158	CUP, OIL: GLAND, 1/4 IN. NPT (10491) 1005		EA		1	*	*	*	*	47	15
01379		Group 95 - GENERAL USE STANDARDIZED PARTS										
01380		9501 - HARDWARE SUPPLIES AND BULK MATERIAL, COMMON										
P O 01381	4720-277-8994	HOSE, RUBBER: 5/8 IN.		FT			*	*	*	*		
P O 01382	4710-278-5379	PIPE, STEEL: 1/4 IN. ID		FT			*	*	*	*		
P O 01383	9320-812-5706	RUBBER, STRIP: 1/2 IN. THK, 1 IN. WIDE		FT			*	*	*	*		
P O 01384	4710-277-5524	TUBING, COPPER: 0.188 IN. DIA, 0.035 WALL THK		FT			*	*	*	*		
P O 01385	6145-161-1235	WIRE, ELECTRICAL: TINNED COPPER, AWG No. 2 STRANDED		FT			*	*	*	*		
P O 01386	6145-183-9854	WIRE, ELECTRICAL: 600V COPPER CONDUCTOR No. 2/0, 19 STRANDS		FT			*	*	*	*		
P O 01387	6145-635-7814	CABLE		FT			*	*	*	*		

(1) SMR CODE INDEX NO.	(2) FEDERAL STOCK NUMBER	(3) DESCRIPTION REFERENCE NO. & MFR. CODE USABLE ON CODE	(4) UNIT OF ISSUE	(5) QTY INC IN UNIT PACK	(6) QTY INC IN UNIT	(7) 30 DAY DS MAINT ALLOWANCE			(8) 30-DAY GS MAINT ALLOWANCE			(9) 1-YR ALW PER 100 EQUIP CNTGCTY	(10) DEPOT MAINT ALW- PER 100 EQUIP	(11) ILLUS- TRATION		
						(a)	(b)	(c)	(a)	(b)	(c)			(a)	(b)	
						1-20	21-50	51-100	1-20	21-50	51-100			FIG NG.	ITEM NO	
00001		SECTION V REPAIR PARTS FOR DS, GS AND DEPOT MAINTENANCE														
00001A		GROUP 01 ENGINE														
00002		0100 - ENGINE ASSEMBLY														
P H T 00003	2805-810-1946	ENGINE ASSEMBLY (64104) G15852 (WAUKESHA MODEL 190GLCU SPEC G15852)	EA	1				*	*	2	10	6				
X20 00004		EYE: LIFTING BOLT, ENGINE (64104) A117974A	EA	1										3		
X1 00005		ADAPTER: EYE BOLT (64104) 157267	EA	1										3	7	
X1 00006		BOLT: LIFTING EYE (64104) 117974A	EA	1										3	8	
P O 00007	2805-594-5371	GASKET KIT: VALVE GRIND (64104) 979-80	EA	1	8	15	30	8	15	30	100	360				
X1 00008	2805-736-0135	GASKET: CYLINDER HEAD (64104) 190000F	EA	1	See group 0101											
X1 00009	2805-569-4470	GASKET: INTAKE TO EXHAUST MANIFOLD (64104) 116202	EA	1	See group 0108											
X1 00010	2815-303-5809	GASKET: MANIFOLD TO ENGINE (64104) 44932C	EA	1	See group 0108											
P O 00011	6620-096-6893	GASKET: THERMOSTAT HOUSING (64104) 117231	EA	1	See group 0503											
X1 00012	2805-374-5917	GASKET: VALVE COVER (1) (64104) 190040E	EA	0												
00013	2805-374-5917	GASKET: VALVE COVER (64104) 190040G	EA	1	See group 0105											
X1 00014	5330-291-9826	WASHER, NONMETALLIC: VALVE STEM (6) (64104) 160115	EA	0												
P O 00015	5310-367-4655	WASHER, COPPER: VALVE ROCKER COVER STUD (64104) B2747	EA	6	See group 0105											

(1) SMR CODE INDEX NO.	(2) FEDERAL STOCK NUMBER	(3) DESCRIPTION REFERENCE NO. & MFR. CODE USABLE ON CODE		(4) UNIT OF ISSUE	(5) QTY INC IN UNIT PACK	(6) QTY INC IN UNIT	(7) 30-DAY DS MAINT ALLOWANCE			(8) 30-DAY GS MAINT ALLOWANCE			(9) 1-YR ALW PER 100 EQUIP CNTGCT	(10) DEPOT MAINT ALW- PER 100 EQUIP	(11) ILLUS- TRATION	
							(a)	(b)	(c)	(a)	(b)	(c)			(a)	(b)
							1-20	21-50	51-100	1-20	21-50	51-100			FIG NO.	ITEM NO.
P F 00016	2815-620-6093	PARTS KIT: ENGINE GASKET SET (64104) 900-269		EA		1	4	8	16	4	8	16	192	100		
X1 00017	5330-820-7923	WASHER, NONMETALLIC: FAN PULLEY DRIVE (1) (64104) 116226		EA		0										
X1 00018	2910-542-3795	GASKET: CARBURETOR MTG (1) (64104) 82557		EA		0										
P O 00019	2920-340-5169	GASKET: MAGNETO MTG (64104) 73904		EA		1	SEE GRP 0605									
P H 00020	5330-865-9801	GASKET: FRONT OIL SEAL (2) (64104) 164011		EA		0	SEE GRP 0102									
X1 00021	5330-199-5878	GASKET: DRAIN PLUG, OIL PAN (1) (64104) 8175		EA		0										
P O 00022	2910-371-0314	GASKET: FUEL PUMP MTG (64104) 73842		EA		1	SEE GRP 0302									
X1 00023	2805-774-5895	GASKET: HOURMETER MTG (1) (64104) 157539		EA		0										
P O 00024	5330-354-4132	GASKET: OIL FILTER ADAPTER MTG (64104) 116548		EA		1	SEE GRP 0106									
X1 00025	2990-542-3798	GASKET: BUTTERFLY HOUSING (64104) 157401		EA		1										
P O 00026	2990-354-4425	GASKET: GOVERNOR HOUSING (64104) 41283A		EA		1	SEE GRP 0308									
P O 00027	2805-790-3429	GASKET: HOUSING TO CRANKCASE (64104) 120181		EA		1	SEE GRP 4701									
X1 00028	2805-790-3430	GASKET: MAGNETO DRIVE HOUSING (64104) 151859		EA		1	SEE GRP 0605									
X1 00029	2815-354-4397	GASKET: OIL PAN (64104) 190078A		EA		1	SEE GRP 0106									
X1 00030	2815-806-7164	GASKET: RELIEF VALVE SCREW (64104) 88230		EA		1	SEE GRP 0106									

(1) SMR CODE INDEX NO.	(2) FEDERAL STOCK NUMBER	(3) DESCRIPTION REFERENCE NO. & MFR. CODE USABLE ON CODE		(4) UNIT OF ISSUE	(5) QTY INC IN UNIT PACK	(6) QTY INC IN UNIT	(7) 30-DAY DS MAINT ALLOWANCE			(8) 30-DAY GS MAINT ALLOWANCE			(9) 1-YR ALW PER 100 EQUIP CNTGCTY	(10) DEPOT MAINT ALW- PER 100 EQUIP	(11) ILLUS- TRATION	
							(a)	(b)	(c)	(a)	(b)	(c)			(a)	(b)
							1-20	21-50	51-100	1-20	21-50	51-100			FIG NO.	ITEM NO
X1 00031	2805-569-4481	GASKET: REAR OIL RETAINER TO CRANKCASE (64104) 449308		EA		1	SEE GRP 0002									
P O 00032	2920-354-4128	GASKET: TACHOMETER MTG (64104) 116292		EA		1										
X1 00033	2805-569-4482	GASKET: TIMING GEAR COVER (64104) 44931A		EA		1	SEE GRP -4701									
X1 00034		GASKET: WATER PUMP COVER MTG (64104) 152310A		EA		1	SEE GRP 0105									
P O 00035	5330-360-7232	GASKET, NONMETALLIC: VALVE COVER BREATHER (64104) 63043		EA		1	SEE GRP 0504									
P O 00036	2930-736-0134	GASKET: WATER PUMP MTG (64104) 152311		EA		1	SEE GRP 0504									
X1 00037	5330-286-9846	SEAL, PLAIN, ENCASED: CRANKSHAFT, REAR (64104) 0116002A		EA		1	SEE GRP 0102									
X1 00038	2805-290-0304	SEAL, PLAIN, ENCASED: GOVERNOR SHAFT TO HOUSING (64104) 118215		EA		1	SEE GRP 0308									
X1 00039	5330-286-9845	SEAL, PLAIN, ENCASED: CRANKSHAFT, FRONT (64104) 180087		EA		1	SEE GRP 0102									
X1 00040	5310-606-6614	WASHER, COPPER (64104) 26758		EA		1										
P O 00041	5310-187-8664	WASHER, FLAT: FUEL PUMP MTG (64104) B2135		EA		2	SEE GRP 0302									
P O 00042	5310-187-8664	WASHER, FLAT: GOVERNOR MTG SCREW (64104) B2135		EA		3	SEE GRP 0308									
X1 00043	5310-637-3581	WASHER, FLAT: HYDRAULIC COVER ATTACHING SCREW (1) (64104) B8556		EA		0	2	4	8	2	4	8	90	100		
O 00044	5310-012-4573	NUT, PLAIN, HEXAGON: ENGINE SUPPORT SCREW, 7/16-14 THD SIZE		EA		2									1	3
O 00045	5305-281-1694	SCREW, CAP, HEXAGON HEAD: FRONT ENGINE SUPPORT MTG, 3/4-10 THD SIZE, 1 1/2 IN. LG (96906) MS35291-185		EA		2									1	0

(1) SMR CODE INDEX NO.	(2) FEDERAL STOCK NUMBER	(3) DESCRIPTION REFERENCE NO. & MFR. CODE USABLE ON CODE	(4) UNIT OF ISSUE	(5) QTY INC IN UNIT PACK	(6) QTY INC IN UNIT	(7) 30-DAY DS MAINT ALLOWANCE			(8) 30-DAY GS MAINT ALLOWANCE			(9) 1-YR ALW PER 100 EQUIP CNTGCY	(10) DEPOT MAINT ALW- PER 100 EQUIP	(11) ILLUS- TRATION	
						(a)	(b)	(c)	(a)	(b)	(c)			(a)	(b)
						1-20	21-50	51-100	1-20	21-50	51-100			FIG NO.	ITEM NO
0 00046	5305-022-7820	SCREW, CAP, HEXAGON HEAD: ENGINE TO SUPPORT, 7/16-14 THD SIZE, 1 1/2 IN. LG	EA		2									1	1
0 00047	5305-558-9417	SCREW, CAP, HEXAGON HEAD: ENGINE MTO, 3/4-10 THD SIZE, 3 IN. LG (96906) MS35309-191	EA		2									5	14
X2F 00048		SHIM: FRONT ENGINE SUPPORT (64104) 118978	EA		2									1	11
P F 00049	4320-777-8157	SUPPORT: FRONT RADIATOR AND ENGINE (64104) 117230T	EA		1	*	*	*	*	*	*	3	2	1	4
0 00050	5310-194-9201	WASHER, FLAT: ENGINE MTO SCREW, 3/4 IN. SCREW SIZE	EA		2									1	9
0 00051	5310-012-0383	WASHER, LOCK: ENGINE SUPPORT SCREW, 7/16 IN. BOLT SIZE	EA		2									1	12
F 00052	5310-596-9440	WASHER, LOCK: REAR ENGINE MTO, 3/4 IN. SCREW SIZE (64104) 21538	EA		2									5	15
00052A		0101 - CRANKCASE, BLOCK CYLINDER HEAD													
X2H 00053		CRANKCASE ASSEMBLY (64104) 0190420	EA		1									2	
P H 00054	2805-354-4382	BEARING, PLAIN, SLEEVE: CAMSHAFT, FRONT (64104) 160027	EA		1				*	*	*	5		2	26
P H 00055	5306-696-5076	BOLT, MACHINE: REAR OIL SEAL RETAINER, 5/16-18 THD SIZE, 1/2 IN. LG (64104) 21306	EA		8	SEE GRP 0102									
X1 00056		CAP, MAIN BEARING: No. 1, 2, AND 4 JOURNAL (64104) 190420	EA		3									2	14
X1 00057		CAP, MAIN BEARING: No. 3 JOURNAL THRUST (64104) 190149	EA											2	16
X1 00058		CRANKCASE (64104) 190420	EA		1									2	5

(1) SMR CODE INDEX NO.	(2) FEDERAL STOCK NUMBER	(3) DESCRIPTION REFERENCE NO. & MFR. CODE USABLE ON CODE	(4) UNIT OF ISSUE	(5) QTY INC IN UNIT PACK	(6) QTY INC IN UNIT	(7) 30-DAY DS MAINT ALLOWANCE			(8) 30-DAY GS MAINT ALLOWANCE			(9) 1-YR ALW PER 100 EQUIP CNTGCTY	(10) DEPOT MAINT ALW- PER 100 EQUIP	(11) ILLUS- TRATION		
						(a)	(b)	(c)	(a)	(b)	(c)			(a)	(b)	
						1-20	21-50	51-100	1-20	21-50	51-100			FIG NG	ITEM NO	
X1 00059	2805-569-4481	GASKET: REAR OIL SEAL AND RETAINER (64104) 449308 (COMPONENT OF PARTS KIT, Stock No. 2815-620-6093, SEE Group 0100	EA		1	SEE GRP 0102										
P O 00060	5315-429-3851	PIN, ESCUTCHEON: NAMEPLATE (64104) 8557A	EA		4	SEE GRP 2210										
P H 00061	5315-011-7869	PIN, STRAIGHT, HEADLESS: MAIN BEARING CAP TO CRANKCASE (64104) 81883	EA					*	*	*	5		2	19		
P H 00062	5315-298-9839	PIN, STRAIGHT, HEADLESS: FLYWHEEL HOUSING ALIGNMENT, 1 1/2 IN. DIA, 3/4 IN. LG (64104) 89132	EA		2			*	*	*	5		2	8		
X2H 00063	5315-276-5552	PIN, STRAIGHT, HEADLESS: TIMING GEAR COVER TO BLOCK (64104) 83568	EA		2								2	20		
X2O 00064		PLATE, NAME (64104) 156060	EA		1	SEE GRP 2210										
P H 00065	2990-810-4586	PLUG, IDLER: AUXILIARY DRIVE HOLE (64104) 86156	EA		1			*	*	*	5		2	22		
P H 00066	4730-606-7199	PLUG, CUP, EXPANSION (64104) 120934	EA		1			*	*	*	5		2	28		
P H 00067	5340-054-1542	PLUG, EXPANSION: CAMSHAFT INSPECTION, REAR (64104) 3337	EA		6			*	*	*	5		2	7		
P H 00068	4730-278-3357	PLUG, PIPE: MAIN BEARING OIL PASSAGE (64104) Y6537	EA		1			REF	REF	REF						
P H 00069	4730-278-3388	PLUG, PIPE (64104) 78282A	EA		1			*	*	*	5					
P H 00070	4730-534-6403	PLUG, PIPE: CAM BEARING (64104) 78280B	EA		3			*	*	*	5					
P H 00071	4730-534-6403	PLUG, PIPE: TIMING GEAR OILER PASSAGE CLEANOUT (64104) 78280A	EA					*	*	*	5		2	23		
P H 00072	4730-773-9629	PLUG, PIPE, ALLEN HEAD: MAIN BEARING OIL PASSAGE (64104) Y18802	EA		1			*	*	*	5		2	24		

(1) SMR CODE INDEX NO.	(2) FEDERAL STOCK NUMBER	(3) DESCRIPTION REFERENCE NO. & MFR. CODE USABLE ON CODE	(4) UNIT OF ISSUE	(5) QTY INC IN UNIT PACK	(6) QTY INC IN UNIT	(7) 30-DAY DS MAINT ALLOWANCE			(8) 30-DAY GS MAINT ALLOWANCE			(9) 1-YR ALW PER 100 EQUIP CNTGCTY	(10) DEPOT MAINT ALW- PER 100 EQUIP	(11) ILLUS- TRATION	
						(a)	(b)	(c)	(a)	(b)	(c)			(a)	(b)
						1-20	21-50	51-100	1-20	21-50	51-100			FIG NO.	ITEM NO.
P H 00073	4730-289-0177	PLUG, PIPE: CRANKCASE, REAR (64104) 78283G	EA		3				*	*	*	5		2	4
P H 00074	2815-718-6777	RESTRICTOR, OIL: MAIN BEARING (64104) B6231	EA		2				*	*	*	5		2	21
X2H 00075	2805-354-4399	RETAINER, REAR OIL SEAL (64104) 190190A	EA		1	SEE GRP 0102									
P H 00076	5305-820-7921	SCREW, CAP, HEXAGON HEAD: MAIN BEARING CAP (64104) 44929	EA		8				*	2	2	20	16	2	17
P H 00077	5305-880-9797	SCREW, CAP, HEXAGON HEAD: WATER PASSAGE INSPECTION (64104) 21339	EA		1				*	*	*	5		2	11
X2H 00078		SLEEVE: SHAFT TO CRANKCASE ALIGNMENT GOVERNOR GEAR (64104) 41080	EA		1									2	25
X1 00079	2805-354-4384	BEARING, SLEEVE: GOVERNOR GEAR (64104) 160069	EA		1										
X2H 00080		KIT, CYLINDER SLEEVE: (64104) 930-225	EA		6										
P H 00081	2805-620-5665	CYLINDER SLEEVE (64104) 190238	EA		6				5	9	18	216	600	2	1
X1 00082		PIN, PISTON (64104) 190206	EA		6	SEE GRP 0104									
P H 00083	2805-374-9702	PISTON: INTERNAL COMBUSTION ENGINE (96906) MS13956-1	EA		6	SEE GRP 0104									
P H 00084	2805-594-9008	RING, CYLINDER: SLEEVE PACKING (64104) 119563B	EA		12				9	18	36	426	1200	2	2
X1 00085		RING, PISTON: SECOND GROOVE (64104) 192505	EA		6										
P H 00086	5340-374-9708	RING, RETAINING (64104) 151106	EA		12	SEE GRP 0104									
X1 00087		RING, PISTON, TOP (64104) 192405	EA		6	SEE GRP 0104									

(1) SMR CODE INDEX NO.	(2) FEDERAL STOCK NUMBER	(3) DESCRIPTION REFERENCE NO. & MFR. CODE USABLE ON CODE	(4) UNIT OF ISSUE	(5) QTY INC IN UNIT PACK	(6) QTY INC IN UNIT	(7) 30-DAY DS MAINT ALLOWANCE			(8) 30-DAY GS MAINT ALLOWANCE			(9) 1-YR ALW PER 100 EQUIP CNTGCT	(10) DEPOT MAINT ALW- PER 100 EQUIP	(11) ILLUS- TRATION		
						(a)	(b)	(c)	(a)	(b)	(c)			(a)	(b)	
						1-20	21-50	51-100	1-20	21-50	51-100			FIG NO.	ITEM NO	
X1 00088		RING, PISTON: THIRD (64104) 192605	EA		12	SEE GRP 0104										
P H 00089	5307-017-1535	STUD, PLAIN: GENERATOR MTO BRACKET (64104) B2240A	EA		2				*	*	*	5		2	3	
P F 00090	5307-010-3171	STUD, PLAIN: OIL PAN TO CRANKCASE ATTACHING, 5/16-18 THD SIZE, 7/8 IN. LG (64104) 39140	EA		9	*	2	2	*	2	2	20	10	2	13	
P H 00091	5307-017-1539	STUD, PLAIN: MAGNETO GROUND STRAP ATTACHING (64104) B8053A	EA		2				*	*	*	4		2	6	
P F 00092	5307-298-4676	STUD, PLAIN: OIL PAN TO BLOCK, 5/16-18 THD SIZE, 7/8 IN. LG (64104) 39140	EA		1	*	*	*	*	*	*	5		2	15	
X2H 00093	4620-606-7086	TUBE, OIL: TIMING GEAR (64104) 160024	EA		1	SEE GRP 0106										
F 00094	5310-011-6103	WASHER, FLAT: WATER PASSAGE INSPECTION SCREW (64104) B8556	EA		1									2	12	
P H 00095	5310-877-4938	WASHER, LOCK: MAIN BEARING CAP SCREW (64104) 26126	EA		8				*	*	*	5		2	18	
X2F R 00096		CYLINDER HEAD ASSEMBLY (64104) AA190302G	EA		1											
P F 00097	2805-807-7306	CYLINDER HEAD ASSEMBLY WITH/GUIDES AND INSERTS (64104) A190302G	EA		1	*	*	*	*	*	*	4		8	27	
P F 00098	2805-374-9746	CAP, VALVE STEM (64104) 120771	EA		12	SEE GRP 0105										
X1 00099		CYLINDER HEAD (64104) 190302G	EA		1									3	4	
P F 00100	2805-569-1397	GUIDE, VALVE: INTAKE (64104) 187109	EA		6	SEE GRP 0105										
P F 00101	2805-569-1396	GUIDE, VALVE: EXHAUST (64104) 187009	EA		6	SEE GRP 0104										

(1) SMR CODE INDEX NO.	(2) FEDERAL STOCK NUMBER	(3) DESCRIPTION REFERENCE NO. & MFR. CODE USABLE ON CODE	(4) UNIT OF ISSUE	(5) QTY INC IN UNIT PACK	(6) QTY INC IN UNIT	(7) 30-DAY DS MAINT ALLOWANCE			(8) 30-DAY GS MAINT ALLOWANCE			(9) 1-YR ALW PER 100 EQUIP CNTGCY	(10) DEPOT MAINT ALW- PER 100 EQUIP	(11) ILLUS- TRATION		
						(a)	(b)	(c)	(a)	(b)	(c)			(a)	(b)	
						1-20	21-50	51-100	1-20	21-50	51-100			FIG NO.	ITEM NO	
P F 00102	2815-325-5313	SEAT, VALVE: EXHAUST INSERT (64104) 118664	EA		6	SEE GRP 0105										
X1 00104	2805-936-0135	GASKET: CYLINDER HEAD (64104) 190000F (COMPONENT OF GASKET SET, Stock No. 2805-594-5371, SEE GRP 0100	EA		1									3	17	
P F 00105	2805-528-6097	LOCK, VALVE SPRING (64104) 120772	EA		24	SEE GRP 0105										
P F 00106	5340-276-5847	PLUG, EXPANSION (64104) B4171	EA		6	2	2	3	2	2	3	30	20	3	2	
F 00107	4730-278-3357	PLUG, PIPE (64104) Y6537	EA		2									3	16	
P F 00108	2805-569-1391	RETAINER: VALVE SPRING (64104) 120770	EA		12	SEE GRP 0105										
P F 00109	5315-281-7908	PIN, SHOULDERED, HEADLESS: MANIFOLD TO CYLINDER HEAD (64104) B9824	EA		2	*	*	*	*	*	*	5		3	20	
P F 00110	2805-594-8994	SCREW CAP: CYLINDER HEAD ATTACHING (64104) 116777A	EA		1	*	*	*	*	*	*	5		3	6	
P O 00111	5305-333-4001	SCREW, CYLINDER HEAD: SPECIAL (64104) 116273	EA		1	*	*	*	*	*	*	5		3	15	
P O 00112	5305-071-2483	SCREW, CAP, HEXAGON HEAD: CYLINDER HEAD ATTACHING (64104) 116312	EA		19	*	*	*	*	*	*	5		3	5	
P H 00113	2990-778-8745	SLEEVE: GOVERNOR GEAR BUSHING (64104) 168105	EA		1				*	*	*	3				
P O 00114	5340-016-1185	SPACER: OIL LINE TO ROCKER ARM STUD (64104) 155404	EA		1	*	*	*	*	*	*	5				
O 00115	5307-594-5279	STUD, PLAIN: MANIFOLD TO BLOCK CLAMP, 3/8-24 THD SIZE, ONE END, 3/8-16 THD SIZE, OTHER END, 6 1/4 IN. LG (64104) B9621A	EA		3									3	23	
P O 00116	5307-820-7452	STUD, PLAIN: MANIFOLD TO CYLINDER HEAD, 7/16-14 THD SIZE, ONE END, 7/16-20 THD SIZE, OTHER END, 5 3/8 IN. LG (64104) 107120A	EA		2	*	*	*	*	*	*	2		3	21	

(1) SMR CODE INDEX NO.	(2) FEDERAL STOCK NUMBER	(3) DESCRIPTION REFERENCE NO. & MFR. CODE USABLE ON CODE	(4) UNIT OF ISSUE	(5) QTY INC IN UNIT PACK	(6) QTY INC IN UNIT	(7) 30-DAY DS MAINT ALLOWANCE			(8) 30-DAY GS MAINT ALLOWANCE			(9) 1-YR ALW PER 100 EQUIP CNTGCTY	(10) DEPOT MAINT ALW- PER 100 EQUIP	(11) ILLUS- TRATION	
						(a)	(b)	(c)	(a)	(b)	(c)			(a)	(b)
						1-20	21-50	51-100	1-20	21-50	51-100			FIG NG	ITEM NO
P O 00117	5307-820-7454	STUD, PLAIN: MANIFOLD TO CYLINDER HEAD, 3/8-16 THD SIZE, ONE END, 3/8-24 THD SIZE, OTHER END, 5 1/4 IN. LG (64104) 151012A	EA		1	*	*	*	*	*	*	5		3	22
P F 00118	5307-791-3864	STUD, PLAIN: ROCKER ARM SUPPORT AND VALVE COVER, 3/8-24 THD SIZE, OTHER END, 3/8-16 THD SIZE, 4 11/16 IN. LG (64104) 117453A	EA		5	*	*	*	*	*	*	5		3	1
P F 00119	2805-718-6799	STUD, PLAIN: ROCKER ARM SUPPORT, 3/8-24 THD SIZE, OTHER END, 3/8-16 THD SIZE, 5 11/16 IN. LG (64104) 117454A	EA		1	*	*	*	*	*	*	5		3	3
P O 00120	5307-011-3247	STUD, PLAIN: INTAKE, ENGINE, 3/8-16 THD SIZE, 1 3/4 IN. LONG	EA		12	*	*	*	*	*	*	5			
00121		0102 - CRANKSHAFT													
P H 00122	2805-374-9727	BEARING, HALF, SLEEVE: MAIN JOURNALS No. 1, 2 AND 4 (96906) MS13981-1	EA		6				8	15	30	360	600	4	3
P H 00123	2805-374-9715	BEARING, HALF, SLEEVE: MAIN JOURNAL No. 3, CENTER (96906) MS13967-1	EA		2				2	4	8	90	200	4	4
H 00124	5306-423-3337	BOLT, SQUARE NECK: FAN DRIVE PULLEY (64104) 85496	EA		3									4	21
H 00125	5306-696-5076	BOLT, MACHINE: RETAINER TO CRANKCASE, 5/16-18 THD SIZE, 1/2 IN. LG (64104) 21306	EA		8									4	8
P H 00126	2805-678-3832	CRANKSHAFT (64104) 190211	EA		1				2	2	3	36	10	4	5
P F 00127	5330-511-2447	FELT: FIN PULLEY, TIMING GEAR HOUSING (64104) 120472	EA		1	2	2	4	2	2	4	48	100	9	1
X1 00128	2805-569-4481	GASKET: REAR OIL RETAINER TO CRANKCASE (64104) 449308 (COMPONENT OF PARTS KIT, STOCK No. 2815-620-6093, SEE GROUP 0100)	EA		1									4	10

(1) SMR CODE INDEX NO.	(2) FEDERAL STOCK NUMBER	(3) DESCRIPTION REFERENCE NO. & MFR. CODE USABLE ON CODE		(4) UNIT OF ISSUE	(5) QTY INC IN UNIT PACK	(6) QTY INC IN UNIT	(7) 30-DAY DS MAINT ALLOWANCE			(8) 30-DAY GS MAINT ALLOWANCE			(9) 1-YR ALW PER 100 EQUIP CNTGCTY	(10) DEPOT MAINT ALW- PER 100 EQUIP	(11) ILLUS- TRATION	
							(a)	(b)	(c)	(a)	(b)	(c)			(a)	(b)
							1-20	21-50	51-100	1-20	21-50	51-100			FIG NG.	ITEM NO
P H 00129	2805-354-4390	JAW, STARTING CRANK (64104) 180098		EA		1				*	*	*	3		4	20
P H 00130	5315-011-8000	KEY, WOODRUFF: GEAR TO CRANKSHAFT (64104) 26105		EA		1				2	2	3	36	10	4	2
P F 00131	5310-012-0372	NUT, PLAIN, HEXAGON: PULLEY ADJUSTING SCREW, 1/4-20 THD SIZE (64104) 21174		EA		3	*	*	*	*	*	*	5		4	17
P H 00132	2805-870-0426	PIN, STRAIGHT, HEADLESS: FLYWHEEL ALIGNMENT (64104) 117455		EA		2				*	*	*	5		4	6
P O 00133	2805-870-0428	PULLEY ASSEMBLY, FAN (64104) 0190195		EA		1	*	*	*	*	*	*	2		4	18
X2H 00134	2805-354-4399	RETAINER, PACKING: SEAL TO CRANKCASE (64104) 190190A		EA		1									4	9
X1 00135	5330-286-9846	SEAL, PLAIN, ENCASED: CRANKSHAFT, REAR (64104) 0116002A (COMPONENT OF PARTS KIT, STOCK No. 2815-620-6093, SEE GROUP 0100)		EA		1									4	
X1 00136		RETAINER, REAR OIL SEAL (64104) 117307		EA		1									4	11
X1 00137		SEAL, OIL, REAR (64104) 116002A		EA		1									4	13
X1 00138		WASHER, SPRING TENSION: REAR OIL SEAL (64104) 117308		EA		1									4	12
X1 00139	5330-286-9845	SEAL, PLAIN ENCASED: CRANKSHAFT, FRONT (64104) 180087 (COMPONENT OF PARTS KIT, 2815-620-6093, See Group 0100)		EA		1									4	14
P H 00140	5310-935-3755	WASHER, FLAT: JAW TO CRANKSHAFT, 1 15/16 IN. OD, 13/16 IN. ID, 3/16 IN. THK (64104) B476		EA		1				*	*	*	3		4	19
P H 00141	5310-012-0214	WASHER, LOCK: RETAINER TO CRANKCASE, 5/16 IN. BOLT SIZE (64104) 21538		EA		8				*	*	*	5		4	7

8

(1) SMR CODE INDEX NO.	(2) FEDERAL STOCK NUMBER	(3) DESCRIPTION REFERENCE NO. & MFR. CODE USABLE ON CODE	(4) UNIT OF ISSUE	(5) QTY INC IN UNIT PACK	(6) QTY INC IN UNIT	(7) 30-DAY DS MAINT ALLOWANCE			(8) 30-DAY GS MAINT ALLOWANCE			(9) 1-YR ALW PER 100 EQUIP CNTGCTY	(10) DEPOT MAINT ALW- PER 100 EQUIP	(11) ILLUS- TRATION	
						(a) 1-20	(b) 21-50	(c) 51-100	(a) 1-20	(b) 21-50	(c) 51-100			(a) FIG NO.	(b) ITEM NO
F 00142	5310-281-3478	WASHER, FLAT: FAN PULLEY, 1/4 IN. SCREW SIZE (64104) 21536	EA		3									4	16
F 00143	5310-013-8604	WASHER, LOCK: PULLEY ADJUSTING SCREW, 1/4 IN. SCREW SIZE (64104) B5495	EA		3									4	15
00143A		0103 - FLYWHEEL ASSEMBLY													
H 00144	5306-089-6930	BOLT, MACHINE: DUST PLATE TO FLYWHEEL HOUSING, 3/8-16 THD SIZE, 3/4 IN. LG (64104) 21343	EA		3									5	11
H 00145	5306-637-7678	BOLT, MACHINE: TIMING HOLE COVER TO FLYWHEEL HOUSING, 5/16-18 THD SIZE, 1/2 IN. LG (64104) 21305	EA		1									5	10
H 00146	5306-089-6931	BOLT, MACHINE: FLYWHEEL HOUSING TO ENGINE BLOCK, 3/8-16 THD SIZE, 1 IN. LG (64104) 21348	EA		8									5	5
P H 00147	2805-778-8831	COVER: TIMING HOLE, FLYWHEEL HOUSING (64104) 117235	EA		1				*	*	*	5		5	8
X2H 00148		FLYWHEEL ASSEMBLY (64104) AA190613	EA		1									5	
X1 00149		FLYWHEEL (64104) 190613	EA		1									5	3
P H 00150	2805-542-3800	GEAR, RING: FLYWHEEL (64104) 190065	EA		1				*	*	*	3		5	4
X2H 00151		HOUSING, FLYWHEEL (64104) 190257H	EA		1									5	6
X2H 00152	2805-309-9097	PLATE, DUST: FLYWHEEL HOUSING (64104) 116845	EA		1									5	7
P H 00153	2805-781-5819	POINTER, TIMING: FLYWHEEL HOUSING (64104) 116242	EA		1				*	*	*	3		5	13

(1) SMR CODE INDEX NO.	(2) FEDERAL STOCK NUMBER	(3) DESCRIPTION REFERENCE NO. & MFR. CODE USABLE ON CODE	(4) UNIT OF ISSUE	(5) QTY INC IN UNIT PACK	(6) QTY INC IN UNIT	(7) 30-DAY DS MAINT ALLOWANCE			(8) 30-DAY GS MAINT ALLOWANCE			(9) 1-YR ALW PER 100 EQUIP CNTGCCY	(10) DEPOT MAINT ALW- PER 100 EQUIP	(11) ILLUS- TRATION	
						(a)	(b)	(c)	(a)	(b)	(c)			(a)	(b)
						1-20	21-50	51-100	1-20	21-50	51-100			FIG NO.	ITEM NO.
P H 00154	5305-207-0910	SCREW, CAP, HEXAGON HEAD: FLYWHEEL ATTACHING, 7/16-20 THD SIZE, 2 IN. LG (64104) 118947F	EA		6				*	*	*	5		5	1
H 00155	5310-261-7340	WASHER, LOCK: FLYWHEEL ATTACHING BOLT, 3/8 IN. BOLT SIZE (64104) 21052	EA		10									5	2
H 00156	5310-017-1530	WASHER, LOCK, SHAKEPROOF: FLYWHEEL ATTACHING SCREW, 7/16 IN. BOLT SIZE (64104) 21634	EA		6									5	12
H 00157	5310-012-0214	WASHER, LOCK: TIMING HOLE COVER ATTACHING, 5/16 IN. BOLT SIZE (64104) 21051	EA		1									5	9
00157A		0104 PISTONS, CONNECTING RODS													
P H 00158	2805-374-9702	PISTON ASSEMBLY: STANDARD (96906) MS13956-1 (INCLUDES 2 EACH RING, STOCK No. 5340-374-9708)	EA		6				5	9	18	216	600	6	4
X1 00159		PIN, PISTON (64104) 190206	EA		6									6	5
P H 00159A	5340-374-9708	RING, RETAINING: PISTON PIN (96906) MS13962-2	EA		12				9	18	36	432	1200	6	6
P H 00160	2805-795-6621	RING SET, PISTON (64104) 905-391	EA		1				5	9	18	216	600	6	
X1 00161		RING, PISTON: TOP GROOVE (64104) 192405	EA		6									6	1
X1 00162		RING, PISTON: SECOND GROOVE (64104) 192505	EA		6									6	2
X1 00163		RING, PISTON: THIRD AND FOURTH GROOVE, OIL (64104) 192605	EA		12									6	3
P H 00164	2805-594-5301	ROD ASSEMBLY, CONNECTING (64104) 0190207	EA		6				4	9	18	210	600	6	
P H 00165	3120-546-6010	BEARING, SLEEVE: CONNECTING ROD (96906) MS13991-1	EA		12				6	12	24	282	600	6	10

(1) SAR CODE INDEX NO.	(2) FEDERAL STOCK NUMBER	(3) DESCRIPTION REFERENCE NO. & MFR. CODE USABLE ON CODE	(4) UNIT OF ISSUE	(5) QTY INC IN UNIT PACK	(6) QTY INC IN UNIT	(7) 30-DAY DS MAINT ALLOWANCE			(8) 30-DAY GS MAINT ALLOWANCE			(9) 1-YR ALW PER 100 EQUIP. CNTGCTY	(10) DEPOT MAINT ALW- PER 100 EQUIP	(11) ILLUS- TRATION	
						(a)	(b)	(c)	(a)	(b)	(c)			(a)	(b)
						1-20	21-50	51-100	1-20	21	50			51-100	FIG NO.
P H 00166	2805-374-9711	BEARING, SLEEVE: CONNECTING ROD PIN (96906) MS13963-2	EA		6				6	12	24	282	600	6	7
X2H 00167	5306-563-1036	BOLT, MACHINE: CONNECTING ROD TO CAP, 3/8-16 THD SIZE, 2 1/2 IN. LG (64104) 116243	EA		12									6	9
X2H 00168	5310-354-4506	NUT, SELF-LOCKING, HEXAGON: CONNECTING ROD CAP BOLT, 3/8-16 THD SIZE (64104) 80107B	EA		12									6	11
X1 00169		ROD, CONNECTING (64104) 190207	EA		6									6	8
00169A		0106 - VALVES, CAMSHAFTS, AND TIMING SYSTEM													
H 00170	5306-550-1209	BOLT, MACHINE, HEXAGON HEAD: TIMING GEAR COVER ATTACHING, 5/16-18 THD SIZE, 3/4 IN. LG (64104) 21309	EA		12									9	2
P H 00171	2805-511-2802	BUSHING, CAMSHAFT: CRANKCASE, FRONT (64104) 160027	EA		1				2	2	2	25	100	7	4
P H 00172	5315-290-1368	BUTTON, THRUST: CAMSHAFT PIN (64104) 76420	EA		1				2	2	3	36	10	7	1
P H 00173	2805-778-8841	CAMSHAFT ASSEMBLY (64104) A190223	EA		1				*	*	2	10	36	7	
P H 00174	2805-790-3423	CAMSHAFT, ENGINE (64104) 190223	EA		1				*	*	2	10	36	7	5
P F 00175	2805-374-9746	CAP, VALVE STEM (64104) 120771	EA		12	3	6	12	3	6	12	138	600	3	9
P H 00176	2805-778-8953	COVER ASSEMBLY: TIMING GEAR (64104) 0190345	EA		1				*	*	*	2		9	4
X1 00177		BUTTON, THRUST (64104) 119623	EA		1										
X1 00178		COVER, GEAR: TIMING (64104) 190345	EA		1										

(1) SMR CODE INDEX NO.	(2) FEDERAL STOCK NUMBER	(3) DESCRIPTION REFERENCE NO. & MFR. CODE USABLE ON CODE		(4) UNIT OF ISSUE	(5) QTY INC IN UNIT PACK	(6) QTY INC IN UNIT	(7) 30-DAY DS MAINT ALLOWANCE			(8) 30-DAY GS MAINT ALLOWANCE			(9) 1-YR ALW PER 100 EQUIP CNTG	(10) DEPOT MAINT ALW- PER 100 EQUIP	(11) ILLUS- TRATION	
							(a)	(b)	(c)	(a)	(b)	(c)			(a)	(b)
							1-20	21-50	51-100	1-20	21-50	51-100			FIG NO.	ITEM NO.
P O 00179	2805-778-8861	COVER ASSEMBLY: ROCKER ARM (64104) C190339D		EA		1	*	*	*	*	*	*	2		8	
X1 00180		COVER: ROCKER ARM (64104) 190339D		EA		1									8	12
X20 00181		NAMEPLATE: ENGINE VALVE COVER (64104) 152171		EA		1	SEE GRP 2210								8	17
X20 00182	5315-429-3851	PIN, DRIVE: VALVE COVER NAMEPLATE MTG (64104) B557A		EA		6	SEE GRP 2210								8	10
X1 00183		PLUG, EXPANSION: VALVE COVER, CUP TYPE (64104) B7983		EA		1									8	11
X1 00184		GASKET: ROCKER ARM COVER (64104) 190040G (COMPONENT OF PARTS KIT, STOCK No. 2815-594-5371, See Group 0100		EA		1									8	18
X1 00185	2805-569-4482	GASKET: TIMING GEAR COVER (64104) 44931A (COMPONENT OF PARTS KIT, STOCK No. 2815-620-6093, See Group 0100		EA		1									9	5
P H 00186	2805-510-6214	GEAR, HELICAL: CAMSHAFT (64104) 190026		EA		1				2	2	3	36	10	7	3
P H 00187	2805-200-2061	GEAR, CRANKSHAFT (64104) 190012		EA		1				2	2	3	36	10	4	1
P F 00188	2805-569-1397	GUIDE, VALVE: INTAKE (64104) 187109		EA		6	3	6	12	3	6	12	138	600	3	13
P F 00189	2805-569-1396	GUIDE, VALVE: EXHAUST (64104) 187009		EA		6	3	6	12	3	6	12	138	600	3	14
P H 00190	5315-964-5139	KEY, WOODRUFF: CAMSHAFT (64104) 21011		EA		1				2	2	3	36	10	7	7
P H 00191	2805-569-1393	LIFTER, VALVE: CAMSHAFT (64104) 180037		EA		12				2	2	3	36	100	7	6
P F 00192	2805-528-6097	LOCK, VALVE SPRING (64104) 120772		EA		24	3	6	12	3	6	12	138	600	3	10

(1) SMR CODE INDEX NO.	(2) FEDERAL STOCK NUMBER	(3) DESCRIPTION REFERENCE NO. & MFR. CODE USABLE ON CODE	(4) UNIT OF ISSUE	(5) QTY INC IN UNIT PACK	(6) QTY INC IN UNIT	(7) 30-DAY DS MAINT ALLOWANCE			(8) 30-DAY GS MAINT ALLOWANCE			(9) 1-YR ALW PER 100 EQUIP CNTGCTY	(10) DEPOT MAINT ALW- PER 100 EQUIP	(11) ILLUS- TRATION	
						(a)	(b)	(c)	(a)	(b)	(c)			(a)	(b)
						1-20	21-50	51-100	1-20	21-50	51-100			FIG NO.	ITEM NO
O 00193	5310-022-5831	NUT, PLAIN, HEXAGON: COVER TO CYLINDER HEAD, 3/8-24 THD SIZE (64104) 21194	EA		6									8	15
F 00194	5310-354-4506	NUT, SELF-LOCKING, HEXAGON: VALVE COVER ATTACHING (64104) 80107B	EA		6									8	6
P F 00195	2805-569-1391	RETAINER: VALVE SPRING (64104) 120770	EA		12	3	6	12	3	6	12	138	600	3	11
P F 00196	3895-774-5933	ROD, PUSH: VALVE LIFTER (64104) 190238A	EA		12	2	2	3	2	2	3	36	100	8	28
XI 00197	5330-291-9826	WASHER, NONMETALLIC: VALVE STEM (64104) 160115 (COMPONENT OF GASKET KIT, Stock No. (64104) 979-80, See Group 0100	EA		6										
P F 00198	2815-325-5313	SEAT, VALVE: EXHAUST (64104) 118664	EA		6	2	3	6	2	3	6	66	600	3	18
P F 00199	2805-781-5826	SHAFT AND ARM ASSEMBLY (64104) RA190253	EA		1	*	*	*	*	*	*	5		8	
P F 00199A	5340-594-5352	CLIP, RETAINING: ROCKER ARM (64104) 76898	EA		4	*	*	*	*	*	*	4		8	1
P F 00199B	2815-325-5304	ARM ASSEMBLY, ROCKER (64104) 0180467A (COMPONENTS SAME AS ROCKER ARM ASSEMBLY, Stock No. 2815-325-5305)	EA		6	*	*	*	*	*	*	3		8	
XI 00199C		ARM, ROCKER (64104) 180467A (USED WITH ROCKER ARM, Stock No. 2815-325-5304 ONLY)	EA		6									8	4
P F 00199D	2815-325-5305	ARM ASSEMBLY, ROCKER (64104) 0180567A	EA		6	*	*	*	*	*	*	3		8	8
XI 00200		ARM, ROCKER (64104) 180567A (USED WITH ROCKER ARM, Stock No. 2815-325-5305 ONLY)	EA		6									8	

(1) SMR CODE INDEX NO.	(2) FEDERAL STOCK NUMBER	(3) DESCRIPTION REFERENCE NO. & MFR. CODE USABLE ON CODE	(4) UNIT OF ISSUE	(5) QTY INC IN UNIT PACK	(6) QTY INC IN UNIT	(7) 30-DAY DS MAINT ALLOWANCE			(8) 30-DAY GS MAINT ALLOWANCE			(9) 1-YR ALW PER 100 EQUIP CNTGCT	(10) DEPOT MAINT ALW- PER 100 EQUIP	(11) ILLUS- TRATION	
						(a)	(b)	(c)	(a)	(b)	(c)			(a)	(b)
						1-20	21-50	51-100	1-20	21-50	51-100			FIG NO.	ITEM NO
F 00201	5310-050-3383	NUT, PLAIN, HEXAGON: ADJUSTING SCREW LOCK (64104) 80107B	EA											8	3
F 00202	5305-569-1392	SCREW, ADJUSTING: ROCKER ARM (64104) 120860	EA		12									8	29
X1 00203		SHAFT ASSEMBLY: ROCKER ARM (64104) A190253	EA		1									8	
X1 00204		SHAFT: ROCKER ARM (64104) 190253	EA		1									8	20
P F 00205	5340-251-6159	PLUG, EXPANSION: ROCKER ARM SHAFT (64104) 82857	EA		2	*	*	*	*	*	*	5		8	19
X2F 00206		PLUG, RESTRICTOR: ROCKER ARM SHAFT (64104) 180288	EA		1									8	33
P F 00207	2990-249-3573	SPRING, ROCKER ARM: COMPRESSION (64104) 73888	EA		4	*	*	*	*	*	*	3		8	9
P F 00208	2805-778-8842	SUPPORT: ROCKER ARM (64104) 180068F	EA		6	*	*	*	*	*	*	3		8	7
P F 00209	5310-205-9870	WASHER, FLAT: ROCKER ARM SHAFT SPACING (64104) 76899	EA		4									8	2
P H 00210	2805-253-6969	SPRING, THRUST: HELICAL COMPRESSION, CAMSHAFT (64104) 74993	EA		1				*	*	*	3		7	2
P F 00211	2805-511-2448	SPRING, VALVE: HELICAL COMPRESSION (64104) 190435	EA		12	2	3	6	2	3	6	72	200	3	12
P F 00212	2805-516-9193	VALVE: INTAKE AND EXHAUST (64104) 187036	EA		12	3	6	12	3	6	12	138	600	3	19
P O 00213	5310-367-4655	WASHER COPPER: VALVE ROCKER COVER STUD (64104) B2747 (COMPONENT OF GASKET SET, STOCK No. 2805-594-5371, SEE GROUP 0100)	EA		6	2	4	8	2	4	8	90	100	8	14
P F 00213A	5310-017-1529	WASHER: ROCKER ARM SUPPORT, 11/16 IN. ID, 043 IN. THK (64104) B6717	EA		6	*	*	*	*	*	*	5		8	5

31

(1) SMR CODE INDEX NO.	(2) FEDERAL STOCK NUMBER	(3) DESCRIPTION REFERENCE NO. & MFR. CODE USABLE ON CODE		(4) UNIT OF ISSUE	(5) QTY INC IN UNIT PACK	(6) QTY INC IN UNIT	(7) 30-DAY DS MAINT ALLOWANCE			(8) 30-DAY GS MAINT ALLOWANCE			(9) 1-YR ALW PER 100 EQUIP CNTGCTY	(10) DEPOT MAINT ALW- PER 100 EQUIP	(11) ILLUS- TRATION	
							(a)	(b)	(c)	(a)	(b)	(c)			(a)	(b)
							1-20	21-50	51-100	1-20	21-50	51-100			FIG NO.	ITEM NO
0 00226	4730-496-7341	ELBOW, PIPE TO TUBE: OIL FILTER TO ADAPTER (64104) 78407		EA		3									12	8
0 00227	4730-249-1476	ELBOW, PIPE: OIL LINE DRAIN (64104) 78207D		EA		1									11	9
X20 00228		ELL, STREET: OIL PRESSURE GAGE (64104) B567		EA		1										
F 00229	4730-278-4240	ELBOW, STREET: 90 DEG, OIL PAN DRAIN, 3/8-18 THD SIZE		EA		1									11	7
X20 00230		FILTER ASSEMBLY (73370) 150623		EA		1									12	10
P O 00231	2940-141-9026	CARTRIDGE: OIL FILTER (96906) MS35345-1		EA		1	125	250	500	125	250	500	100	999	12	6
X20 00232		CASE ASSEMBLY: OIL FILTER (73370) 146514		EA		1										
X1 00233		COVER ASSEMBLY (73370) 166743		EA		1									12	
0 00234	5306-696-5077	BOLT, MACHINE: BODY CLAMP TO BRACKET (73370) 152880		EA		2									12	1
X1 00235		COVER: OIL FILTER (73370) 166742		EA		1									12	3
0 00236	5310-262-3000	WASHER, COPPER: COVER BOLT		EA		1									12	2
X1 00237		GASKET: FILTER COVER (73370) 152882		EA		1									12	5
X1 00238		SPRING: OIL FILTER COVER (73370) 152883		EA		1									12	4
X20 00239		DECAL: INLET, OIL FILTER (73370) 154100		EA		1	SEE GRP 2210									
X20 00240		DECAL: OIL FILTER BODY (73370) 104917		EA		1	SEE GRP 2210									

(1) SMR CODE INDEX NO.	(2) FEDERAL STOCK NUMBER	(3) DESCRIPTION REFERENCE NO. & MFR. CODE USABLE ON CODE		(4) UNIT OF ISSUE	(5) QTY INC IN UNIT PACK	(6) QTY INC IN UNIT	(7) 30-DAY DS MAINT ALLOWANCE			(8) 30-DAY GS MAINT ALLOWANCE			(9) 1-YR ALW PER 100 EQUIP CNTGCT	(10) DEPOT MAINT ALW- PER 100 EQUIP	(11) ILLUS- TRATION		
							(a)	(b)	(c)	(a)	(b)	(c)			(a)	(b)	
							1-20	21-50	51-100	1-20	21-50	51-100			FIG NO.	ITEM NO	
X20 00240A		DECAL: OIL FILTER COVER (73370) 166803	EA		1	SEE GRP 2210											
O 00241	5310-012-0372	NUT, PLAIN SQUARE: OIL FILTER STRAP SCREW, 1/4-20 THD SIZE (73370) 153684	EA		2										12	24	
X20 00242	2940-391-3330	STRAP: OIL FILTER (73370) 102153	EA		2										12	22	
O 00243	5310-012-0380	WASHER, LOCK: FILTER STRAP SCREW, 1/4 IN. SCREW SIZE (73370) 151413	EA		2										12	23	
O 00244	2805-594-9003	PLUG: OIL FILTER DRAIN, 3/8-18 THD SIZE (64104) 119126	EA		1										12	26	
O 00245	5305-290-2676	SCREW, MACHINE: OIL FILTER STRAP, 1/4-20 THD SIZE, 3 IN. LG (73370) 109024	EA		2										12	20	
P O 00246	6680-542-3698	GAGE ASSEMBLY: OIL LEVEL (64104) 0154350	EA		1	*	*	*	*	*	2	6	25	13			
X1 00247		BLADE: OIL GAGE (64104) 154350	EA		1										13	4	
X1 00248		CAP: OIL LEVEL GAGE (64104) 160049	EA		1										13	2	
P O 00249	5310-422-5945	NUT, PLAIN, HEXAGON: BLADE ATTACHING (64104) 77076	EA		1	*	*	*	*	*	*	5		13	1		
X1 00250		WASHER, BLADE (64104) 80665A	EA		1										13	3	
X20 00251	4730-810-3560	FITTING, RESTRICTION (64104) B7106C	EA		2										36	8	
P O 00252	5330-360-7232	GASKET, NONMETALLIC: VALVE COVER BREATHER (64104) 63043 (COMPONENT OF PARTS KIT, STOCK No. 2815-620-6093, SEE GROUP 0100	EA		1	2	4	8	2	4	8	90	100	8	16		
X1 00253	2815-354-4397	GASKET: OIL PAN (64104) 190078A (COMPONENT OF PARTS KIT, STOCK No. 2815-620-6093, SEE GROUP 0100	EA		1										11	1	

(1) SMR CODE INDEX NO.	(2) FEDERAL STOCK NUMBER	(3) DESCRIPTION REFERENCE NO. & MFR. CODE USABLE ON CODE	(4) UNIT OF ISSUE	(5) QTY INC IN UNIT PACK	(6) QTY INC IN UNIT	(7) 30-DAY DS MAINT ALLOWANCE			(8) 30-DAY GS MAINT ALLOWANCE			(9) 1-YR ALW PER 100 EQUIP CNTGCTY	(10) DEPOT MAINT ALW- PER 100 EQUIP	(11) ILLUS- TRATION	
						(a)	(b)	(c)	(a)	(b)	(c)			(a)	(b)
						1-20	21-50	51-100	1-20	21-50	51-100			FIG NO.	ITEM NO
P O 00254	5330-354-4132	GASKET: OIL FILLER ADAPTER MTG (64104) 116548	EA		1	2	4	8	2	4	8	90	100	12	11
X1 00255	2815-606-7164	GASKET: RELIEF VALVE SCREW (64104) B8230 (COMPONENT OF PARTS KIT, STOCK No. 2815-620-6093, See Group 0100	EA		1									10	15
M O 00256		HOSE, RUBBER: OIL PAN DRAIN, 5/8 IN. DIA, 3 IN. LG MANUFACTURE FROM:	EA		1									11	13
P O 00257	4720-277-8994	HOSE, RUBBER (3 IN. REQUIRED)	FT			SEE GRP 9501									
P O 00258	2805-778-8974	LINE ASSEMBLY: OIL INLET TO FILTER ADAPTER (64104) A152902A	EA		1	*	*	*	*	*	2	6	25	12	7
X1 00259		LINE, OIL (64104) 152902A	EA		1										
P O 00262	4720-790-3391	LINE ASSEMBLY: OIL FILTER OUTLET (64104) A152903	EA		1	*	*	*	*	*	2	6	25	12	27
X1 00263		LINE, OIL TUBE (64104) 152903	EA		1										
P F 00264	2805-778-8955	LINE ASSEMBLY, OIL: HEAD TO ROCKER ARM (64104) A164256	EA		1	*	*	2	*	*	2	6	25	8	
X1 00265		CONNECTOR, TUBE (64104) 73017A	EA		2									8	32
X1 00266		NUT, INVERTED (64104) 73016A	EA		2									8	31
X1 00267		TUBE, COPPER (64104) 164256	EA		1									8	30
P O 00268	6115-095-4469	LINE, RUBBER: OIL GAGE TO CRANKCASE (64104) 50864H	EA		1	2	2	4	2	2	4	42	100	36	6
F 00269	4730-021-9636	NIPPLE, PIPE: OIL PAN DRAIN LINE, 3/8-18 IN. THD SIZE, 6 IN. LG	EA		1									11	8
F 00270	4730-019-2072	NIPPLE, PIPE: OIL PAN DRAIN LINE, 3/8-18 THD SIZE, 3 1/2 IN. LG	EA		1									11	10

(1) SNR CODE INDEX NO.	(2) FEDERAL STOCK NUMBER	(3) DESCRIPTION REFERENCE NO. & MFR. CODE USABLE ON CODE	(4) UNIT OF ISSUE	(5) QTY INC IN UNIT PACK	(6) QTY INC IN UNIT	(7) 30-DAY DS MAINT ALLOWANCE			(8) 30-DAY GS MAINT ALLOWANCE			(9) 1-YR ALW PER 100 EQUIP CNTGCT	(10) DEPOT MAINT ALW- PER 100 EQUIP	(11) ILLUS- TRATION	
						(a)	(b)	(c)	(a)	(b)	(c)			(a)	(b)
						1-20	21-50	51-100	1-20	21-50	51-100			FIG NO.	ITEM NO
0 00271	5310-012-0376	NUT, PLAIN, HEXAGON: OIL FILTER BRACKET, 5/16-18 THD SIZE	EA		6									12	15
F 00272	5310-012-4824	NUT, PLAIN, HEXAGON: OIL PAN ATTACHING STUD, 5/16-18 THD SIZE	EA		10									11	5
X2F 00273	2805-309-9130	PAN, OIL: ENGINE CRANKCASE (64104) 190114	EA		1									11	2
P H 00274	2805-791-1390	PARTS KIT: OIL PUMP (64104) 908-106	EA		1				2	2	4	50	25		
X1 00275	5306-550-1209	BOLT, MACHINE: PUMP BODY TO BLOCK, 5/16-18 THD SIZE, 3/4 IN. LG (64104) 21309	EA		4									10	9
X1 00276	2805-354-4389	GEAR, OIL PUMP (64104) 180051	EA		1									10	1
X1 00277	5315-187-1821	PIN, COTTER: OIL PUMP, 3/32 IN. DIA, 1 IN. LG (1) (64104) 21503	EA		0										
X1 00278	5315-887-4993	PIN, ROLL: GEAR TO SHAFT ATTACHING, 3/16 IN. DIA, 1 IN. LG (64104) 26529	EA		1									10	2
X1 00279	2940-354-4125	SCREEN, OIL: PUMP COVER (64104) 116244	EA		1									10	6
X1 00280	5305-012-2150	SCREW, CAP, HEXAGON HEAD: OIL PUMP ATTACHING, 3/8-16 THD SIZE, 1 3/8 IN. LG (64104) 21354	EA		1									10	5
X1 00281	3040-354-4391	SHAFT, OIL PUMP: DRIVE (64104) 180184	EA		1									10	13
X1 00282	5340-308-7606	SPRING, HELICAL: VANE PRESSURE (64104) 150029	EA		1									10	12
X1 00283	2805-354-4424	VANE, OIL, PUMP (64104) 41198	EA		2									10	11
X1 00284	5310-637-9541	WASHER, LOCK: OIL PUMP BODY TO BLOCK (64104) 21052	EA		1									10	4
X1 00285	5310-012-0214	WASHER, LOCK: COVER TO BODY ATTACHING SCREW, 5/16 IN. SCREW SIZE (64104) 21051	EA		4									10	10

(1) SMR CODE INDEX NO.	(2) FEDERAL STOCK NUMBER	(3) DESCRIPTION REFERENCE NO. & MFR. CODE USABLE ON CODE	(4) UNIT OF ISSUE	(5) QTY INC IN UNIT PACK	(6) QTY INC IN UNIT	(7) 30-DAY DS MAINT ALLOWANCE			(8) 30-DAY GS MAINT ALLOWANCE			(9) 1-YR ALW PER 100 EQUIP CNTGCV	(10) DEPOT MAINT ALW- PER 100 EQUIP	(11) ILLUS- TRATION	
						(a)	(b)	(c)	(a)	(b)	(c)			(a)	(b)
						1-20	21-50	51-100	1-20	21-50	51-100			FIG NO.	ITEM NO
P F 00286	2805-308-7607	PLUNGER: OIL RELIEF VALVE (64104) 150116	EA		1	*	*	*	*	*	*	5		10	17
P F 00287	2805-354-4032	PUMP ASSEMBLY, OIL (64104) 08180180 (INCLUDES COMPONENTS OF PARTS KIT, STOCK NO. 3040-354-4391)	EA		1	2	2	3	2	2	3	30	25		
X1 00288	5315-584-1675	PIN, COTTER: SCREEN TO PUMP ATTACHING (64104) 21065	EA		1									10	7
P F 00289	2815-340-3557	PUMP ASSEMBLY, OIL (64104) B180180	EA		1	*	*	*	*	*	*	5	10		
X1 00290	2805-718-6825	BODY, OIL PUMP (64104) 180180	EA											10	3
X1 00291		COVER, OIL PUMP (64104) 180482	EA		1									10	8
P O 00292	4730-810-3560	RESTRICTOR: FILTER TUBE INLET LINE (64104) B7106C	EA		2	*	*	*	*	*	*	3		12	9
O 00293	5305-207-0912	SCREW, CAP, HEXAGON HEAD: OIL PAN DRAIN CLAMP, 1/4-20 THD SIZE, 5/8 IN. LG	EA											11	16
O 00294	5305-012-2394	SCREW, CAP, HEXAGON HEAD: BRACKET TO CRANKCASE	EA		2									12	19
O 00295	5305-042-6368	SCREW, CAP, SOCKET HEAD: ADAPTER TO ENGINE BLOCK ATTACHING, 3/8-16 THD SIZE, 3/4 IN. LG (64104) 21983	EA		1									12	13
F 00296	5305-820-7927	SCREW, OIL, PAN: OIL PAN TO CRANKCASE ATTACHING (64104) 117897	EA		2									11	17
P F 00297	5305-354-4381	SCREW, VALVE: OIL RELIEF (64104) 150134	EA		1	*	*	*	*	*	*	5		10	14
P F 00298	2805-429-4106	SPRING, HELICAL: OIL RELIEF VALVE (64104) 118172	EA		1	*	*	*	*	*	*	5		10	16
P F 00299	2805-778-8969	TUBE: OIL FILLER NECK (64104) 160172	EA		1	*	*	*	*	*	*	2		13	5
X2H 00300	4620-606-7086	TUBE, OIL: TIMING GEAR (64104) 160024	EA		1									2	27

(1) SMR CODE INDEX NO.	(2) FEDERAL STOCK NUMBER	(3) DESCRIPTION REFERENCE NO. & MFR. CODE USABLE ON CODE	UNIT OF ISSUE (4)	(5) QTY INC IN UNIT PACK	(6) QTY INC IN UNIT	(7) 30 DAY DS MAINT ALLOWANCE			(8) 30-DAY GS MAINT ALLOWANCE			(9) 1-YR ALW PER 100 EQUIP ENTGNCY	(10) DEPOT MAINT ALW- PER 100 EQUIP	(11) ILLUS- TRATION	
						(a)	(b)	(c)	(a)	(b)	(c)			(a)	(b)
						1-20	21-50	51-100	1-20	21-50	51-100			FIG NO.	ITEM NO.
0 00301	5310-261-7401	WASHER, LOCK: OIL FILTER BRACKET, 5/16 IN. BOLT SIZE (64104) 21648	EA		4									12	17
0 00302	5310-012-0384	WASHER, LOCK: BRACKET TO CRANKCASE, 0.509 IN. ID, 0.889 IN. OD, 0.135 IN. THK (64104) 21539	EA		2									12	18
F 00303	5310-010-3320	WASHER, LOCK: OIL PAN ATTACHING BOLT, 5/16 IN. BOLT SIZE (64104) 21051	EA		21									11	3
0 00304	5310-637-9541	WASHER, LOCK: OIL PUMP BODY SCREW, 3/8 IN. SCREW SIZE (64104) 21052	EA		1									10	4
0 00305	5310-017-1531	WASHER, LOCK: OIL PAN DRAIN HOSE CLAMP, 1/4 IN. SCREW SIZE (64104) 21050	EA		1									11	15
00306		01107 - ENGINE STARTING SYSTEM													
X20 00306A		BEARING: HAND CRANK (64104) 74613	EA		1									1	5
X20 00307		CLIP, PIPE: CRANK ROD HOLDER, 5/8 IN. ID (59730) 1210	EA		3									11	14
P 0 00308	2990-778-8863	CRANK ASSEMBLY: HAND (64104) A117229F	EA		1	*	*	*	*	*	*	2		1	
X1 00309		CRANK: HAND (64104) 117229F	EA		1									1	7
0 00310	5315-011-2116	PIN: HAND CRANK (64104) B6380	EA		1									1	6
0 00311	5310-010-2635	NUT, PLAIN, HEXAGON: CRANK BEARING ATTACHING, 3/8-16 THD SIZE (64104) 21189	EA		3									1	2
0 00312	5305-018-0118	SCREW, CAP, HEXAGON HEAD: CRANK ROD HOLDER CLIP, 3/8-16 THD SIZE, 5/8 IN. LG (96906) MS35297-57	EA		3									11	16

(1) SMR CODE INDEX NO.	(2) FEDERAL STOCK NUMBER	(3) DESCRIPTION REFERENCE NO. & MFR. CODE USABLE ON CODE		(4) UNIT OF ISSUE	(5) QTY INC IN UNIT PACK	(6) QTY INC IN UNIT	(7) 30-DAY DS MAINT ALLOWANCE			(8) 30-DAY GS MAINT ALLOWANCE			(9) 1-YR ALW PER 100 EQUIP CNTGCCY	(10) DEPOT MAINT ALW- PER 100 EQUIP	(11) ILLUS- TRATION	
							(a)	(b)	(c)	(a)	(b)	(c)			(a)	(b)
							1-20	21-50	51-100	1-20	21-50	51-100			FIG NO.	ITEM NO
0 00313	5305-637-4039	SCREW, CAP, HEXAGON HEAD: CRANK BEARING ATTACHING, 3/8-16 IN. THD SIZE, 1 1/8 IN. LG (64104) 21350		EA		3									1	8
0 00314	5310-261-7040	WASHER, LOCK: CRANK BEARING ATTACHING SCREW, 3/8 IN. SCREW SIZE (64104) 21052		EA		3									1	3
0 00315	5310-012-0381	WASHER, LOCK: CRANK HOLDER CLIP SCREW, 3/8 IN. SCREW SIZE		EA		3									11	15
00316		0108 - MANIFOLDS														
X20 00316A		MANIFOLD ASSEMBLY (64104) G190342E		EA		1										
P 0 00317	5306-715-1927	BOLT, MACHINE: EXHAUST AND INTAKE MANIFOLD ATTACHING, 3/8-16 IN. THD SIZE, 1 IN. LG (64104) 21349		EA		4	*	*	*	*	*	*	5		14	6
P 0 00318	2805-790-3428	CLAMP: MANIFOLD TO CYLINDER HEAD (64104) 116296		EA		2	*	*	*	*	*	*	5		14	12
P 0 00319	2805-790-3426	CLAMP: MANIFOLD TO CYLINDER HEAD (64104) 116201		EA		2	*	*	*	*	*	*	5		14	7
P 0 00320	2805-790-3427	CLAMP: MANIFOLD TO CYLINDER HEAD (64104) 116203		EA		2	*	*	*	*	*	*	5		14	13
X1 00321	2805-569-4470	GASKET: INTAKE TO EXHAUST MANIFOLD (64104) 116202 (COMPONENT OF GASKET SET, STOCK No. 2805-594-5371, See Group 0100		EA		1									14	9
X1 00322	2815-303-5809	GASKET: MANIFOLD TO CYLINDER HEAD (64104) 44932C (COMPONENT OF GASKET SET, STOCK No. 2805-594-5371, See Group 0100		EA		1									14	3
P 0 00323	2805-774-5943	MANIFOLD, INTAKE: ENGINE CYLINDER HEAD (64104) 190341A		EA		1	*	*	*	*	*	*	2		14	10

(1) SMR CODE INDEX NO.	(2) FEDERAL STOCK NUMBER	(3) DESCRIPTION REFERENCE NO. & MFR. CODE USABLE ON CODE	(4) UNIT OF ISSUE	(5) QTY INC IN UNIT PACK	(6) QTY INC IN UNIT	(7) 30-DAY DS MAINT ALLOWANCE			(8) 30-DAY GS MAINT ALLOWANCE			(9) 1-YR ALW PER 100 EQUIP CNTGCTY	(10) DEPOT MAINT ALW- PER 100 EQUIP	(11) ILLUS- TRATION	
						(a)	(b)	(c)	(a)	(b)	(c)			(a)	(b)
						1-20	21-50	51-100	1-20	21-50	51-100			FIG NO.	ITEM NO.
P O 00324	2805-778-8980	MANIFOLD, EXHAUST: ENGINE CYLINDER HEAD (64104) 190342E	EA		1	*	*	*	*	*	*	2		14	4
P O 00325	5310-594-5267	NUT, PLAIN, HEXAGON: CLAMP TO STUD ATTACHING, 3/8-24 THD SIZE (64104) B2943	EA		6	*	*	*	*	*	*	5		14	8
P O 00326	4730-289-5327	PLUG, PIPE: INTAKE MANIFOLD, 1/4-18 THD SIZE (64104) 78282C	EA		1	*	*	*	*	*	*	5		14	11
P O 00327	5310-017-1532	WASHER, LOCK: EXHAUST TO INTAKE MANIFOLD ATTACHING, 3/8 IN. BOLT SIZE (64104) 21729	EA		4	*	*	*	*	*	*	5		14	5
00328		GROUP 03 - FUEL SYSTEM													
00328A		0301 CARBURETOR													
P O R 00328B	2910-778-8982	CARBURETOR, FLOAT (96152) 10-3185 (INCLUDES COMPONENTS OF REPAIR KIT, Stock No. 2910-773-9625)	EA		1	2	4	8	2	4	8	100	25	15	1
X1 00329		BODY, CARBURETOR (96152) 10-3188	EA		1										
X20 00330	2910-710-6903	BRACKET, CHOKE (96152) 29-537	EA		1										
X1 00331	2910-364-4971	BRACKET: FLOAT (96152) 136-54	EA		1										
X20 00332	5340-374-5316	CLIP, RETAINING (96152) 82-16	EA		1										
X20 00333		CLEVIS (96152) 121-501	EA		1										
X1 00334	2910-854-4841	FLOAT AND LEVER ASSEMBLY (96152) 30-631	EA		1										
X1 00335		GASKET: THROTTLE SHAFT (96152) 16A41	EA												

(1) SMP CODE INDEX NO.	(2) FEDERAL STOCK NUMBER	(3) DESCRIPTION REFERENCE NO & MFR. CODE USABLE ON CODE		(4) UNIT OF ISSUE	(5) QTY INC IN UNIT PACK	(6) QTY INC IN UNIT	(7) 30-DAY DS MAINT ALLOWANCE			(8) 30-DAY GS MAINT ALLOWANCE			(9) 1-YR ALW PER 100 EQUIP CATGORY	(10) DEPOT MAINT ALW- PER 100 EQUIP	(11) ILLUS- TRATION		
							(c)	(b)	(a)	(c)	(b)	(a)			(a)	(b)	
							1-20	21-50	51-100	1-20	21-50	51-100			FIG NO.	ITEM NO	
X1 00336	5330-981-6231	GASKET (96152) 16-47		EA		1											
X1 00337		JET: ECONOMIZER (96152) 49-264		EA		1											
X1 00338		NEEDLE: POWER ADJUST (96152) 43-134		EA		1											
X1 00339		NEEDLE: MAIN ADJUSTING (96152) 43-625		EA		1											
X1 00340	2910-718-9250	PACKING: POWER ADJUST NEEDLE (96152) 44-51		EA		1											
X1 00341		PACKING, THROTTLE (96152) 44-27		EA		1											
X1 00342	4730-364-4987	PLUG, PIPE: CARBURETOR DRAIN (96152) 99-7		EA		1											
X1 00343	5330-358-5203	RETAINER: ADJUSTING NEEDLE (96152) 55-285		EA		1											
X1 00344	2910-328-9833	SCREW, MACHINE: THROTTLE, No. 8-32 THD SIZE, 3/4 IN. LG (96152) 15-42		EA		1											
X1 00345	5305-623-4280	SCREW, MACHINE (96152) 15-285		EA		2											
X1 00346	5305-413-5367	SCREW, MACHINE: No. 10-24 THD SIZE, 1/4 IN. LG (96152) 15A55		EA		2											
X1 00347	5305-010-0675	SCREW, FILLISTER HEAD: No. 12-24 THD SIZE, 3/4 IN. LG (96152) 15A85		EA		4											
X1 00348	5305-754-2216	SCREW, FILLISTER HEAD: No. 8-32 THD SIZE, 3/8 IN. LG (96152) 15A93		EA		1											
X1 00349		SHAFT, CHOKE ASSEMBLY (96152) 26-728		EA		1											
X20 00350	5340-169-7068	SPRING, HELICAL, COMPRESSION: THROTTLE STOP (96152) 24-262		EA		1											

SP

(1) SMR CODE INDEX NO.	(2) FEDERAL STOCK NUMBER	(3) DESCRIPTION REFERENCE NO. & MFR. CODE USABLE ON CODE		(4) UNIT OF ISSUE	(5) QTY INC IN UNIT PACK	(6) QTY INC IN UNIT	(7) 30 DAY DS MAINT ALLOWANCE			(8) 30-DAY GS MAINT ALLOWANCE			(9) 1-YR ALW PER 100 EQUIP CNTGCV	(10) DEPOT MAINT ALW- PER 100 EQUIP	(11) ILLUS- TRATION		
							(a)	(b)	(c)	(a)	(b)	(c)			(a)	(b)	
							1-20	21-50	51-100	1-20	21-50	51-100			FIG NO.	ITEM NO.	
X1 00351	2910-777-2865	SPRING: GOVERNOR LEVER (96152) 24A129		EA		1											
X20 00352		SWIVEL, CHOKE ROD (96152) 28-49		EA		1											
X1 00353		THROTTLE, BODY (96152) 227-1135		EA		1											
X1 00353A	2910-354-2827	VALVE, CHOKE ASSEMBLY (96152) 27-540		EA		1											
X1 00354		VALVE, BUTTERFLY (96152) 14-139		EA													
X1 00355		VENTURI (96152) 46A11		EA		1											
X1 00356	5330-291-7918	WASHER, NONMETALLIC (96152) 16-4		EA		1											
X1 00357	5330-413-5347	WASHER, NONMETALLIC (96152) 16-456		EA		1											
P O 00358	2910-594-5269	GASKET: CARBURETOR TO MANIFOLD (64104) B365		EA		1	2	4	8	2	4	8	100	100	15	2	
P F 00359	2910-773-9625	KIT, REPAIR: CARBURETOR (96152) 286-862		EA		1	4	8	16	4	8	16	197	100			
X1 00360	5330-726-0220	FELT, PREFORMED: CHOKE SHAFT (96152) 44-38		EA		1											
X1 00361	2910-030-3582	GASKET (96152) 16-654		EA		1											
X1 00362	2910-030-3611	JET: CARBURETOR IDLE (96152) 49-101L		EA		1											
X1 00363	2910-718-9248	NEEDLE: IDLER ADJUST (96152) 43-33		EA		1											
X1 00364	5315-351-6778	PIN, STRAIGHT, HEADLESS: FLOAT SHAFT (96152) 32-16		EA		1											

(1) SMR CODE INDEX NO.	(2) FEDERAL STOCK NUMBER	(3) DESCRIPTION REFERENCE NO. & MFR. CODE USABLE ON CODE	(4) UNIT OF ISSUE	(5) QTY INC IN UNIT PACK	(6) QTY INC IN UNIT	(7) 30-DAY DS MAINT ALLOWANCE			(8) 30-DAY GS MAINT ALLOWANCE			(9) 1-YR ALW PER 100 EQUIP CNTGCT	(10) DEPOT MAINT ALW- PER 100 EQUIP	(11) ILLUS- TRATION		
						(a)	(b)	(c)	(a)	(b)	(c)			(a)	(b)	
						1-20	21-50	51-100	1-20	21-50	51-100			FIG NO.	ITEM NO	
X1 00365	2915-576-3022	RETAINER: THROTTLE SHAFT PACKING (96152) 55-261	EA		2											
X1 00366	5305-423-3267	SCREW ASSEMBLED WASHER: No. 6-32 THD SIZE, 1/4 IN. LG (96152) 15-483	EA		4											
X1 00367		SHAFT, THROTTLE (96152) 13-1033	EA		1											
X1 00368	5340-354-2880	SPRING: CHOKE RETURN (96152) 24-213	EA		1											
X1 00369	2910-246-7692	SPRING, HELICAL COMPRESSION: IDLE NEEDLE (96152) 24-340	EA		1											
X1 00370	2910-535-7432	VALVE, FLOAT, SEAT AND GASKET ASSEMBLY (96152) 233-543	EA		1											
0 00371	5307-017-1538	STUD, PLAIN: CARBURETOR ATTACHING, 5/16-24 THD SIZE, BOTH ENDS (64104) B4025	EA		2								15		3	
0 00372	5310-012-2198	NUT, PLAIN, HEXAGON: CARBURETOR ATTACHING STUD, 5/16-24 THD SIZE (64104) 21185	EA		2								15		5	
0 00373	5310-010-3320	WASHER, LOCK: CARBURETOR ATTACHING STUD, 5/16 IN. STUD SIZE (64104) 21051	EA		2								15		4	
00374		00302 - FUEL PUMPS														
0 00374A	5306-166-2091	BOLT, MACHINE: FUEL PUMP MTG, 5/16-18 THD SIZE, 5/8 IN. LG (64104) 21307	EA		2									16		9
P 0 00375	2910-371-0314	GASKET: FUEL PUMP MTG (64104) 73842 (COMPONENT OF PARTS KIT, STOCK No. 2815-620-6093, SEE GROUP 0100)	EA		1	2	4	8	2	4	8	90	100	16		3
P 0 00376	2910-807-7308	PUMP ASSEMBLY, FUEL: CAM ACTUATED (70040) 5656630 (INCLUDES COMPONENTS OF KIT, REPAIR, STOCK No. (70040) 6413159)	EA		1	2	4	8	2	4	8	100	100	16		10

(1) SMR CODE INDEX NO.	(2) FEDERAL STOCK NUMBER	(3) DESCRIPTION REFERENCE NO. & MFR. CODE USABLE ON CODE	(4) UNIT OF ISSUE	(5) QTY INC IN UNIT PACK	(6) QTY INC IN UNIT	(7) 30-DAY DS MAINT ALLOWANCE			(8) 30-DAY GS MAINT ALLOWANCE			(9) 1-YR ALW PER 100 EQUIP CNTGCTY	(10) DEPOT MAINT ALW- PER 100 EQUIP	(11) ILLUS- TRATION	
						(a)	(b)	(c)	(a)	(b)	(c)			(a)	(b)
						1-20	21-50	51-100	1-20	21-50	51-100			FIG NO.	ITEM NO.
P F 00377	2910-810-4612	KIT, REPAIR: FUEL PUMP DIAPHRAGM (70040) 6413159	EA		1	4	8	16	4	8	16	100	186		
X1 00378		GASKET: FUEL PUMP DIAPHRAGM (70040) 152310	EA		2										
X1 00379		GASKET: DIAPHRAGM (70040) 5621513	EA		1										
X1 00380		PULL AND DIAPHRAGM: FUEL PUMP (70040) 6414546	EA		1										
X1 00381		PULSATOR, DIAPHRAGM (70040) 6414249	EA		1										
X1 00382		VALVE ASSEMBLY (70040) 5620991	EA		2										
P O 00383	5310-187-8664	WASHER, FLAT: FUEL PUMP MTG, 21/64 IN. ID, 1/2 IN. OD, 1/32 IN. THK (64104) B2135 (COMPONENT OF PARTS KIT STOCK No. 2815-620-6093, SEE GROUP 100	EA		2	2	4	8	2	4	8	90	100	16	8
00384		0304 - AIR CLEANERS													
X20 00384A		CAP, RAIN: AIR CLEANER (64104) 117412	EA		1									17	2
X20 00385		CLAMP: AIR CLEANER ELBOW (00447) 723852	EA		2									17	16
O 00386	4730-358-5965	CLAMP, HOSE: AIR CLEANER (64104) 65737	EA		6									17	3
P O 00387	2940-778-8984	CLEANER ASSEMBLY, AIR: ENGINE (18265) FCA06-2220	EA		1	*	*	*	*	*	*	2		17	
X1 00388		BODY ASSEMBLY: AIR CLEANER (18265) P10615	EA		1									17	1
X20 00389	2940-555-6723	AIR CLEANER INTAKE (18265) P2745	EA		1										

(1) SMR CODE INDEX NO.	(2) FEDERAL STOCK NUMBER	(3) DESCRIPTION REFERENCE NO. & MFR. CODE USABLE ON CODE	(4) UNIT OF ISSUE	(5) QTY INC IN UNIT PACK	(6) QTY INC IN UNIT	(7) 30-DAY DS MAINT ALLOWANCE			(8) 30-DAY GS MAINT ALLOWANCE			(9) 1-YR ALW PER 100 EQUIP CNTGCV	(10) DEPOT MAINT ALW- PER 100 EQUIP	(11) ILLUS- TRATION		
						(a)	(b)	(c)	(a)	(b)	(c)			(a)	(b)	
						1-20	21-50	51-100	1-20	21-50	51-100			FIG NO.	ITEM NO	
X1 00390	2940-325-6053	BAFFLE (18265) P7445	EA		1											
X1 00391		BODY (18265) P10616	EA		1											
X20 00392		BODY, AIR CLEANER (18265) P3693	EA		1											
X1 00393		COVER: AIR CLEANER (18265) P16305	EA		1											
X1 00394		ELEMENT: AIR CLEANER (18265) P9804	EA		1											
X1 00395		RETAINER (18265) P15564	EA		1											
X1 00396		SCREEN: AIR CLEANER (18265) P7480	EA		2											
X1 00397		TUBE (18265) P14527	EA		1											
X1 00398		TUBE, CENTER (18265) P4607	EA		1											
X1 00399		CUP ASSEMBLY (18265) P10555	EA		1								17	8		
X1 00400	CUP (18265) P10180	EA		1												
X1 00401	CUP, INNER (18265) P10390	EA		1												
X20 00402	2940-352-8584	CLAMP ASSEMBLY (18265) P2691	EA		1								17			
X1 00402A		BOLT (18265) P16516	EA		1								17	11		
X1 00403		CLAMP (18265) P2697	EA		1								17	10		

(1) SMR CODE INDEX NO.	(2) FEDERAL STOCK NUMBER	(3) DESCRIPTION REFERENCE NO. & MFR. CODE USABLE ON CODE	(4) UNIT OF ISSUE	(5) QTY INC IN UNIT PACK	(6) QTY INC IN UNIT	(7) 30 DAY DS MAINT ALLOWANCE			(8) 30-DAY GS MAINT ALLOWANCE			(9) 1-YR ALW PER 100 EQUIP CNTGCTY	(10) DEPOT MAINT ALW- PER 100 EQUIP	(11) ILLUS- TRATION	
						(a) 1-20	(b) 21-50	(c) 51-100	(a) 1-20	(b) 21-50	(c) 51-100			(a) FIG NO.	(b) ITEM NO.
X1 00404		NUT, PLAIN, SQUARE (18265) P5300	EA		1									17	9
X1 00404A		WASHER (18265) 2949	EA		1									17	12
X20 00405		ELBOW: AIR CLEANER TO CARBURETOR (64104) 119865	EA		1									17	5
X20 00406		ELBOW: AIR CLEANER INLET (64104) 152950	EA		1									17	7
0 00407		HOSE, RUBBER: ELBOW TO ELBOW, 2 IN. ID, 2 1/4 IN. LG (64104) 121841D	EA		2									17	6
0 00408		HOSE, RUBBER: AIR CLEANER, 2 IN. ID, 4 IN. LG (64104) 120970	EA		1									17	4
0 00409	5310-012-0376	NUT, PLAIN, HEXAGON: AIR CLEANER ELBOW CLAMP, 5/16-18 THD SIZE	EA		1									17	15
0 00411	5310-012-0396	WASHER, FLAT: AIR CLEANER NUT, 17/32 IN. ID, 11/16 IN. OD, 0.095 IN. THK (64104) Y18814K	EA		2									17	13
0 00412	5310-010-3323	WASHER, LOCK: AIR CLEANER NUT BOLT, 1/4 IN. SCREW SIZE (64104) 2449	EA		2									17	14
00413-		0308 - TANKS, LINES, FITTINGS, HEADERS													
P 0 00413A	2910-741-9758	CAP, FILLER: FUEL TANK (96906) MS35645-1	EA		1	2	2	4	2	2	4	50	24	18	4
X20 00414	5340-935-8806	CLIP, RETAINING: FUEL LINE TO CARBURETOR (64104) 117919	EA		2									16	12
0 00415	4730-187-7612	COUPLING, PIPE: FUEL TANK DRAIN LINE, 1/2-1 1/4 THD SIZE	EA		1									18	11
0 00416		ELBOW, STREET: FUEL PUMP TO INLET, 1/8-27 THD SIZE, MALE END, 1/8-27 THD SIZE, FEMALE END, 90 DEG (64104) B10168	EA		1									16	11

(1) SMR CODE INDEX NO.	(2) FEDERAL STOCK NUMBER	(3) DESCRIPTION REFERENCE NO. & MFR. CODE USABLE ON CODE	(4) UNIT OF ISSUE	(5) QTY INC IN UNIT PACK	(6) QTY INC IN UNIT	(7) 30-DAY DS MAINT ALLOWANCE			(8) 30-DAY GS MAINT ALLOWANCE			(9) 1-YR ALW PER 100 EQUIP CNTGCTY	(10) DEPOT MAINT ALW- PER 100 EQUIP	(11) ILLUS- TRATION	
						(a)	(b)	(c)	(a)	(b)	(c)			(a)	(b)
						1-20	21-50	51-100	1-20	21-50	51-100			FIG NO.	ITEM NO
X20 00417		ELBOW, PIPE TO TUBE: FUEL PUMP TO CARBURETOR LINE (64104) 110228	EA		1									16	7
0 00418	4730-278-0149	ELBOW, PIPE TO TUBE: FUEL LINE TO CARBURETOR 1/2-20 THD, ONE END, 1/8-27 THD, OTHER END, 90 DEG (STREET, ELL) (64104) 730180	EA		1									15	11
0 00419	4730-142-2240	ELBOW, PIPE TO TUBE: FUEL TANK RISER (04255) 49x4	EA		1									18	6
P 0 00420	4730-142-2240	ELBOW, PIPE TO TUBE: FUEL TANK TO FUEL FILTER HOSE, 1/4 IN. TUBE TO 1/8-27 THD SIZE PIPE (04255) 49x4	EA		2	2	2	2	2	2	2	50	24	16	4
P 0 00421	2910-873-5344	LINE ASSEMBLY, FUEL: CARBURETOR TO FUEL PUMP, 4 FT. 1 IN. LG (64104) 0119796	EA		1	2	2	2	2	2	2	24	50	16	1
0 00422	4730-196-2054	NIPPLE, CLOSE, PIPE: FUEL PUMP LINE, 1/8-27 THD SIZE, 3/4 IN. LG (64104) 65110N	EA		2									16	6
0 00423	4730-196-1505	NIPPLE, PIPE: FUEL TANK VALVE, 3/4-1 1/4 THD SIZE, 2 IN. LG	EA		1									18	17
0 00424	4730-196-1496	NIPPLE, PIPE: FUEL TANK DRAIN LINE, 1/2-1 1/4 THD SIZE, 3 1/2 IN. LG	EA		1									18	10
0 00425	4730-278-3391	PLUG, PIPE: FUEL TANK DRAIN, 1/2-1 1/4 THD SIZE	EA		1									18	12
0 00426	5305-042-6368	SCREW, CAP, FLATHEAD, HEXAGON SOCKET: FUEL TANK MTG PLATE, 3/8-16 THD SIZE, 3/4 IN. LG	EA		1									18	8
0 00427	5305-012-2119	SCREW, CAP, HEXAGON HEAD: FUEL TANK MTG PLATE, 3/8-16 THD SIZE, 3/4 IN. LG	EA		7									18	14
0 00428	5305-880-9796	SCREW, CAP, HEXAGON HEAD: FUEL LINE CLIP ATTACHING, 3/8-16 THD SIZE, 3/4 IN. LG (64104) 21271	EA		2									16	13
X2F 00429		TANK, ASSEMBLY, FUEL (10941) D300-1441	EA		1									18	9

(1) SMR CODE INDEX NO.	(2) FEDERAL STOCK NUMBER	(3) DESCRIPTION REFERENCE NO. & MFR. CODE USABLE ON CODE	UNIT OF ISSUE (5)	(5) QTY INC IN UNIT PACK	(6) QTY INC IN UNIT	(7) 30 DAY DS MAINT ALLOWANCE			(8) 30-DAY GS MAINT ALLOWANCE			(9) LYR ALW PER 100 EQUIP CNTCCY	(10) DEPOI MAINT ALW- PER 100 EQUIP	(11) ILLUS- TRATION	
						(a)	(b)	(c)	(a)	(b)	(c)			(a)	(b)
						1-20	21-50	51-100	1-20	21-50	51-100			FIG NO.	ITEM NO
0 00430	4730-193-7080	ELBOW, PIPE: 90 DEG, FUEL TANK AUTOMATIC FLOAT VALVE, 3/4-14 THD SIZE	EA		1									18	2
X1 00431		FLANGE ASSEMBLY (10941) B300-1447	EA		1									18	16
P 0 00432	5330-169-7145	GASKET: FLANGE (10941) A300-1446	EA		1	2	2	2	2	2	2	24	100	18	18
0 00433	4730-263-3124	PLUG, PIPE: FUEL TANK AUTOMATIC FLOAT, 3/4-14 THD SIZE, SQUARE HEAD	EA		1									18	3
P F 00434	2910-810-4639	RISER ASSEMBLY (10941) A300-1445	EA		1	*	*	*	*	*	*	3		18	7
P 0 00435	4730-011-6452	BUSHING, REDUCER: BRASS, FEMALE, 1/4-27 THD SIZE, MALE, 1/4 NPT (04255) 1110X4	EA		2	2	2	2	2	2	2	24	50		
0 00437	5305-012-1887	SCREW, CAP, HEXAGON HEAD: FLANGE, 1/4-20 THD SIZE, 3/4 IN. LG	EA		12									18	1
X2F 00438		VALVE: LIQUID SHUTOFF, FUEL TANK AUTOMATIC FLOAT	EA		1									18	15
X20 00439		TUBE ASSEMBLY: FUEL TANK TO FUEL FILTER, 1/4 IN. OD, 44 IN. LG	EA		1									16	2
0 00440	5310-261-7340	WASHER, LOCK: FUEL TANK MTG PLATE, 3/8 IN. SCREW SIZE	EA		7									18	13
00441		0308 ENGINE SPEED GOVERNOR AND CONTROLS													
F 00442	5306-028-4279	BOLT, MACHINE: GOVERNOR TO BLOCK, 5/16-18 THD SIZE, 2 1/4 IN. LG (64104) 21322	EA		1									19	1
F 00443	5306-638-1459	BOLT, MACHINE: GOVERNOR TO BLOCK, 5/16-18 THD SIZE, 3/4 IN. LG (64104) 21309	EA		2									19	3
0 00444	5306-206-5613	BOLT, MACHINE: SPRING BRACKET ATTACHING, 5/16-18 THD SIZE, 1 1/4 IN. LG (64104) 21315	EA		2									19	26

(1) SMR CODE INDEX NO.	(2) FEDERAL STOCK NUMBER	(3) DESCRIPTION REFERENCE NO. & MFR. CODE USABLE ON CODE	(4) UNIT OF ISSUE	(5) QTY INC IN UNIT PACK	(6) QTY INC IN UNIT	(7) 30-DAY DS MAINT ALLOWANCE			(8) 30-DAY GS MAINT ALLOWANCE			(9) 1-YR ALW PER 100 EQUIP CNTGCT	(10) DEPOT MAINT ALW- PER 100 EQUIP	(11) ILLUS- TRATION	
						(a)	(b)	(c)	(a)	(b)	(c)			(a)	(b)
						1-20	21-50	51-100	1-20	21-50	51-100			FIG NO.	ITEM NO
X20 00445		BRACKET: GOVERNOR SPRING (64104) 119752D	EA		1									19	24
P O 00446	2990-354-4425	GASKET: GOVERNOR HOUSING (64104) 41283A (COMPONENT OF PARTS KIT. STOCK No. 2815-620-6093 SEE GROUP 0100)	EA		1	2	4	8	2	4	8	90	100	19	10
P O R 00447	2990-810-4644	GOVERNOR ASSEMBLY: ENGINE SPEED (64104) CN180244A	EA		1	2	2	2	2	2	2	24	25	19	
X1 00448		HOUSING ASSEMBLY, GOVERNOR (64104) N180244A	EA		1									19	6
P F 00449	3110-227-4710	BEARING, ROLLER, NEEDLE: GOVERNOR HOUSING (60380) B780H	EA		2	2	2	2	2	2	2	24	30	19	8
X1 00450	2990-978-2030	HOUSING AND BEARING ASSEMBLY (64104) C180244A	EA		1									19	
X1 00451		HOUSING, GOVERNOR (64104) 180244A	EA		1									19	
P F 00452	2990-354-4126	BUSHING, SLEEVE: GOVERNOR SHAFT (64104) 116250	EA		1	2	2	2	2	2	2	24	25	19	37
X1 00453		SHAFT ASSEMBLY, GOVERNOR (64104) X190031B	EA		1									19	
X1 00454		LEVER: GOVERNOR (64104) 190031B	EA		1									19	30
X1 00455		SHAFT: GOVERNOR LEVER (64104) 180064	EA		1									19	40
P F 00456	5340-016-3615	PLUG, EXPANSION: GOVERNOR HOUSING (64104) 76913	EA		1	*	*	*	*	*	2	6	10	19	34
P F 00457	2930-367-6067	PLUG, EXPANSION: GOVERNOR HOUSING (64104) B560	EA		1	*	*	*	*	*	2	6	10	19	9
P F 00458	5340-016-1858	PLUG, EXPANSION: GOVERNOR HOUSING (64104) B4171B	EA		1	*	*	*	*	*	2	6	10	19	36
P F 00459	5330-291-6403	SEAL, PLAIN, ENCASED: GOVERNOR SHAFT TO HOUSING (64104) 118215 (COMPONENT OF PARTS KIT. STOCK No. 2815-620-6093, SEE GROUP 0100)	EA		1	2	2	2	2	2	2	24	50	19	42

(1) SMR CODE INDEX NO.	(2) FEDERAL STOCK NUMBER	(3) DESCRIPTION REFERENCE NO. & MFR. CODE USABLE ON CODE		(4) UNIT OF ISSUE	(5) QTY INC IN UNIT PACK	(6) QTY INC IN UNIT	(7) 30 DAY DS MAINT ALLOWANCE			(8) 30-DAY GS MAINT ALLOWANCE			(9) 1-YR ALW PER 100 EQUIP CNTGCTY	(10) DEPOT MAINT ALW- PER 100 EQUIP	(11) ILLUS- TRATION	
							(a)	(b)	(c)	(a)	(b)	(c)			(a)	(b)
							1-20	21-50	51-100	1-20	21-50	51-100			FIG NO.	ITEM NO
X1 00460	2990-978-2034	YOKE: GOVERNOR (64104) 160076		EA		1									19	38
F 00461	5310-964-2597	NUT, PLAIN, HEXAGON: BUMPER SCREW LOCKING, 1/4-23 THD SIZE (64104) 21177		EA		1									19	23
X1 00462		PIN, ROLL: GOVERNOR YOKE TO SHAFT ATTACHING, 5/16 IN. DIA, 3/4 IN. LG (64104) 26950		EA		1									19	39
X1 00463	5315-011-7868	PIN, STRAIGHT, HEADLESS: GOVERNOR HOUSING (64104) B1883		EA		2									19	7
X1 00464	5340-374-5891	RING, SNAP: BEARING TO SHAFT (64104) 116251		EA		1									19	15
P F 00465	5305-374-5939	SCREW, ADJUSTING: BUMPER SPRING, 1/4-20 THD SIZE, 3/4 IN. LG (64104) 76930		EA			*	*	*	*	*	2	6	10	19	22
X2F 00466	2990-569-4462	SHAFT, ASSEMBLY GOVERNOR (64104) E180173A		EA		1									19	
X2F 00467	2990-569-4469	BEARING ASSEMBLY: ENGINE SPEED GOVERNOR SHAFT (64104) 018075B		EA		1									19	41
P F 00468	3110-198-2370	BEARING, THRUST: ENGINE SPEED GOVERNOR SHAFT (64104) 73436		EA		1	2	2	2	2	2	2	24	50	19	12
X1 00469	2990-978-2037	THRUST SPOOL: BEARING (64104) 180075B		EA		1									19	13
X2F 00470	2990-978-2033	WASHER, THRUST: ENGINE SPEED GOVERNOR SHAFT (64104) 116253B		EA		1									19	11
X1 00471		GEAR, HELICAL: ENGINE SPEED GOVERNOR (64104) 190228E		EA		1									19	18
X1 00472		PIN, ROLL: GOVERNOR GEAR TO SHAFT (64104) 26552		EA		1									19	19
X1 00473	2990-978-2036	SHAFT: GOVERNOR DRIVE (64104) 180173		EA		1									19	21

(1) SMR CODE INDEX NO.	(2) FEDERAL STOCK NUMBER	(3) DESCRIPTION REFERENCE NO. & MFR. CODE USABLE ON CODE	(4) UNIT OF ISSUE	(5) QTY INC IN UNIT PACK	(6) QTY INC IN UNIT	(7) 30-DAY DS MAINT ALLOWANCE			(8) 30-DAY GS MAINT ALLOWANCE			(9) 1-YR ALW PER 100 EQUIP CNTGCTY	(10) DEPOT MAINT ALW- PER 100 EQUIP	(11) ILLUS- TRATION	
						(a)	(b)	(c)	(a)	(b)	(c)			(a)	(b)
						1-20	21-50	51-100	1-20	21-50	51-100			FIG NO.	ITEM NO
X1 00474	2990-978-4154	WEIGHT, GOVERNOR CARRIER ASSEMBLY (64104) S160059D	EA		2									19	
X1 00475		CARRIER ASSEMBLY (64104) A180077	EA		1									19	
X1 00476	2990-978-2035	SPIDER: GOVERNOR WEIGHT CARRIER (64104) 180077	EA		1									19	16
X1 00477	2990-569-4475	WEIGHT, CONTROL, GOVERNOR (64104) 160059B	EA		2									19	14
X1 00478	5315-569-4484	PIN, STRAIGHT, HEADLESS: GOVERNOR WEIGHT (64104) 76928	EA		2									19	17
O 00479	5305-018-1575	SCREW, CAP, HEXAGON HEAD: GOVERNOR ADJUST, 1/4-28 THD SIZE, 1 1/2 IN. LG (64104) 21296	EA		1									19	2
X2F 00480	5310-374-5924	WASHER, THRUST: GOVERNOR SHAFT (64104) 41456A	EA		1									19	20
O 00481	5310-637-2410	WASHER, FLAT: GOVERNOR ADJUSTING SCREW (64104) B4188	EA		1									19	4
P F 00482	5310-273-7783	NUT, PLAIN, HEXAGON: ADJUSTING SCREW (64104) B6164	EA		1	*	*	*	*	*	2	6	10	19	25
P F 00483	5305-880-9795	SCREW, ADJUSTING: GOVERNOR SPRING (SPECIAL) (64104) 120475	EA		1	*	*	*	*	*	2	10	6	19	27
P F 00484	2990-256-9578	SPRING, GOVERNOR ADJUSTING (64104) 76925	EA		1	*	*	*	*	*	2	6	10	19	29
P F 00485	2990-597-7245	SPRING, HELICAL: GOVERNOR ROD ADJUSTING (64104) B9595A	EA		1	*	*	*	*	*	2	6	20	19	28
O 00486	5310-010-3320	WASHER, LOCK: GOVERNOR ATTACHING BOLT, 5/16 IN. BOLT SIZE (64104) 21051	EA		1									19	35
P F 00487	5310-187-8664	WASHER, FLAT: GOVERNOR MOUNTING (64104) B2135 (COMPONENT OF PARTS KIT, STOCK No. 2805-620-6093, SEE GROUP 0100)	EA		3	4	4	8	2	4	8	90	100	19	5

12

(1) SMR CODE INDEX NO.	(2) FEDERAL STOCK NUMBER	(3) DESCRIPTION REFERENCE NO. & MFR. CODE USABLE ON CODE	(4) UNIT OF ISSUE	(5) QTY INC IN UNIT PACK	(6) QTY INC IN UNIT	(7) 30 DAY DS MAINT ALLOWANCE			(8) 30-DAY GS MAINT ALLOWANCE			(9) 1-YR ALW PER 100 EQUIP CNTGCTY	(10) DEPOT MAINT ALW- PER 100 EQUIP	(11) ILLUS- TRATION		
						(a)	(b)	(c)	(a)	(b)	(c)			(a)	(b)	
						1-20	21-50	51-100	1-20	21-50	51-100			FIG NG.	ITEM NO	
00488		0309 - FUEL FILTERS														
P O 00488A	2910-781-5835	FILTER ASSEMBLY, FUEL (79960) F486-4	EA		1	2	2	2	2	2	2	24	50	20	9	
X1 00489	2910-594-9074	BAIL ASSEMBLY: FILTER BOWL (79960) F10X1	EA		1											
P O 00490	2910-354-5028	BOWL, FUEL FILTER (79960) F8X1	EA		1	2	2	2	2	2	2	24	50			
X1 00491		ELEMENT: FUEL FILTER (79960) F2X1T	EA		1											
P O 00492	5330-496-0066	GASKET: FILTER BOWL (79960) F1X38	EA		1	2	2	2	2	2	2	24	100			
X1 00493		HEAD, FUEL FILTER (79960) F7X11D	EA		1											
P O 00494	2910-778-8988	STRAINER ASSEMBLY, FUEL (96906) MS51086	EA		1	2	2	2	2	2	2	24	50	16	5	
00495		0311 - ENGINE STARTING														
X20 00495A		ADAPTER: HAND PRIMER (18163) APR7652	EA		1									21	8	
X20 00495B		CONNECTOR: OUTLET (18163) CPR8819	EA		1									21	7	
X20 00496		CONNECTOR ASSEMBLY: INTAKE (18163) APR8818	EA		2									21	6	
O 00497	4730-277-8265	ELBOW, PIPE: BRASS, PRIMER TANK BOTTOM, 1/8-27 THD SIZE, MALE AND FEMALE ENDS (64104) B567	EA		1								20		6	
X20 00498	2910-803-4038	ELBOW AND NOZZLE ASSEMBLY (64104) A155880	EA		1									21	1	
X20 00499	4730-812-7524	ELBOW (64104) 155880	EA		1											

(1) SMR CODE INDEX NO.	(2) FEDERAL STOCK NUMBER	(3) DESCRIPTION REFERENCE NO. & MFR. CODE USABLE ON CODE	(4) UNIT OF ISSUE	(5) QTY INC IN UNIT PACK	(6) QTY INC IN UNIT	(7) 30-DAY DS MAINT ALLOWANCE			(8) 30-DAY GS MAINT ALLOWANCE			(9) 1-YR ALW PER 100 EQUIP CNTGCT	(10) DEPOT MAINT ALW- PER 100 EQUIP	(11) ILLUS- TRATION		
						(a)	(b)	(c)	(a)	(b)	(c)			(a)	(b)	
						1-20	21-50	51-100	1-20	21-50	51-100			FIG NO.	ITEM NO	
X20 00500		BOLT: SPRAYER NOZZLE (64104) 73062	EA		1											
X20 00501		ELBOW, PIPE TO TUBE: PRIMER FILTER TO 1/8 IN. STREET ELL (64104) B10168	EA		1									20	10	
P 0 00502	2910-778-9026	LINE ASSEMBLY: PRIMER TEE TO ELBOW (64104) A167837A	EA		1	*	*	*	*	*	2	6	10	21	2	
P 0 00503	2910-778-8999	LINE ASSEMBLY, PRIMER PUMP TO MANIFOLD (64104) A167837B	EA		1	*	*	*	*	*	2	6	10	21	4	
X20 00504	5340-024-2316	MOUNT, RESILIENT: PRIMER TANK (64104) 119627	EA		1									20	3	
0 00505	4730-196-1481	NIPPLE, PIPE: FILTER TO ELBOW, 1/8-27 THD SIZE, 2 IN. LG	EA		1									20	7	
0 00506	5310-638-6025	NUT, PLAIN HEXAGON: RESILIENT MTG, 5/16-18 THD SIZE (64104) 21182	EA		8									20	1	
P 0 00507	2990-690-9065	PRIMER ASSEMBLY, HAND (18163) DPR81-3-1	EA		1	*	*	*	*	*	*	2		21	5	
X1 00508		BALL: PRIMER CHECK VALVE (18163) APR3-12	EA		1											
X1 00509		BODY AND BARREL: HAND PRIMER (18163) CPR5340	EA		1											
X1 00510		BONNET: HAND PRIMER BODY (18163) CPR7651	EA		1											
X1 00511		CAP, DIAPHRAGM (18163) CPR3-24	EA		1											
X1 00512		CLIP, SPEED: LOCKING STUD SLIDE (18163) APR7657	EA		1											
X1 00513		CUP, PLUNGER (18163) BPR3-5	EA		1											
X1 00514		DIAPHRAGM (18163) BPR3-22	EA		1											

(1) SMR CODE INDEX NO.	(2) FEDERAL STOCK NUMBER	(3) DESCRIPTION REFERENCE NO. & MFR. CODE USABLE ON CODE		(4) UNIT OF ISSUE	(5) QTY INC IN UNIT PACK	(6) QTY INC IN UNIT	(7) 30-DAY DS MAINT ALLOWANCE			(8) 30-DAY GS MAINT ALLOWANCE			(9) 1-YR ALW PER 100 EQUIP CNTGCTY	(10) DEPOT MAINT ALW- PER 100 EQUIP	(11) ILLUS- TRATION		
							(a)	(b)	(c)	(a)	(b)	(c)			(a)	(b)	
							1-20	21-50	51-100	1-20	21-50	51-100			FIG NO	ITEM NO	
X1 00515		GASKET: BONNET TO BARREL (18163) AX1207-6		EA		1											
X1 00516		GASKET: DIAPHRAGM (18163) APR3-23		EA		1											
X1 00517		GLAND, PACKING (18163) APR7659		EA		1											
X1 00518		GUIDE, DIAPHRAGM (18163) APR3-21		EA		1											
X1 00519		HANDLE, PRIMER (18163) APR22-4		EA		1											
X1 00520		INSERT: HANDLE (18163) APR22-4A		EA		1											
X1 00521		NUT, LOCK: BONNET (18163) CPR7658		EA		1											
X1 00522		NUT, LOCK: PRIMER STEM (18163) APR5186		EA		1											
X1 00523		PIN, LOCK: STEM (18163) APR7655		EA		1											
X1 00524		PLUG, OUTLET CHECK (18163) APR3-14		EA		1											
X1 00525		RING, WIPER: PRIMER STEM (18163) APR7663		EA		1											
X1 00526		RING, VEE: PACKING GLAND (18163) APR7654		EA		2											
X1 00527		SCREEN (18163) APR8-27		EA		1											
X1 00528		SLEEVE: PRIMER STEM (18163) APR15006		EA		1											
X1 00529		SPRING: DIAPHRAGM (18163) APR6587		EA		1											

(1) SMR CODE INDEX NO.	(2) FEDERAL STOCK NUMBER	(3) DESCRIPTION REFERENCE NO. & MFR. CODE USABLE ON CODE		(4) UNIT OF ISSUE	(5) QTY INC IN UNIT PACK	(6) QTY INC IN UNIT	(7) 30-DAY DS MAINT ALLOWANCE			(8) 30-DAY GS MAINT ALLOWANCE			(9) 1-YR ALW PER 100 EQUIP CNTGCT	(10) DEPOT MAINT ALW- PER 100 EQUIP	(11) ILLUS- TRATION		
							(a)	(b)	(c)	(a)	(b)	(c)			(a)	(b)	
							1-20	21-50	51-100	1-20	21-50	51-100			FIG NO.	ITEM NO	
X1 00530		SPRING: PACKING GLAND (18163) APR7656		EA		1											
X1 00531		SPRING: CHECK BALL (18163) APR3-13		EA		1											
X1 00532		STEM: PRIMER (18163) CPR7653		EA		1											
X1 00533		STUD, SLIDE LOCK (18163) APR7664		EA		1											
X1 00534		WASHER: PLUNGER CUP (18163) APR3-4		EA		1											
X1 00535		WASHER: CUP GASKET (18163) APR3-6		EA		1											
X1 00536		WASHER, LOCK: PRIMER HANDLE (18163) APR3-26		EA		1											
X20 00537	2910-429-3936	TANK, FUEL PRIMER (64104) B6888		EA		1									20	4	
X1 00538		CAP: HAND PRIMER TANK (64104) 12633		EA		1									20	5	
P O 00539	2910-887-5619	TEE ASSEMBLY, SPRAYER (64104) A155881		EA		1	*	*	*	*	*	2			21	3	
X1 00540	4730-813-7488	TEE (64104) 155881		EA		1											
X20 00541	2930-363-1699	NOZZLE, SPRAY (64104) 73062		EA		1											
P O 00542	2920-778-9006	TUBE ASSEMBLY: FILTER TO HAND PRIMER PUMP (64104) 076483E		EA		1	*	*	*	*	*	2	6	10	20	8	
O 00542A	5310-010-3320	WASHER, LOCK: RESILIENT MTG, 5/16 SCREW SIZE, I.E.T. (64104) 21648		EA		8									20	2	

(1) SMR CODE INDEX NO.	(2) FEDERAL STOCK NUMBER	(3) DESCRIPTION REFERENCE NO. & MFR. CODE USABLE ON CODE	(4) UNIT OF ISSUE	(5) QTY INC IN UNIT PACK	(6) QTY INC IN UNIT	(7) 30 DAY DS MAINT ALLOWANCE			(8) 30-DAY GS MAINT ALLOWANCE			(9) 1-YR ALW PER 100 EQUIP CATEGORY	(10) DEPOT MAINT ALW- PER 100 EQUIP	(11) ILLUS- TRATION			
						(7a)	(7b)	(7c)	(8a)	(8b)	(8c)			(10a)	(10b)		
						1-20	21-50	51-100	1-20	21-50	51-100			FIG NO.	ITEM NO.		
00543		0312 - ACCELERATOR, THROTTLE AND CHOKE CONTROLS															
P O 00543A	5340-016-1855	CLEVIS: THROTTLE ROD (64104) 83671	EA		1	*	*	*	*	*	*	3		15		8	
P O 00544	3040-781-5837	CONTROL, CHOKE (64104) 158865K	EA		1	*	2	2	*	2	2	20	48	15		12	
F 00545	5310-964-2597	NUT, PLAIN, HEXAGON: GOVERNOR ROD BALL JOINT, 1/4-28 THD SIZE (64104) 21177	EA		2									19		23	
O 00546	5315-010-3362	PIN, COTTER: THROTTLE CLEVIS PIN, 1/16 IN. DIA, 1/2 IN. LG (64104) 21057	EA		1									15		7	
O 00547		PIN, STRAIGHT, HEADED: THROTTLE CLEVIS (64104) 83743	EA		1									15		6	
P F 00548	2990-778-8985	ROD ASSEMBLY: GOVERNOR CONTROL (64104) D157873	EA		1	*	*	*	*	*	2	6	10	19			
X1 00549	2805-308-7622	JOINT, BALL: GOVERNOR ROD (64104) 80755	EA		2									19		31	
X1 00550	5310-964-3597	NUT, PLAIN, HEXAGON: BALL JOINT LOCK (64104) 21177	EA		5									19		23	
X1 00551		ROD: GOVERNOR CONTROL (64104) 65180L	EA		1									19		32	
O 00552	5310-010-3319	WASHER, LOCK: BALL JOINT, 1/4 IN. SCREW SIZE	EA		2									19		33	
P O 00553	2990-778-8987	THROTTLE ASSEMBLY (64104) A159543D	EA		1	*	*	*	*	*	2	6	10	15			
X1 00554		THROTTLE (91796) 3V704-1094	EA		1									15		10	
X1 00555		NUT, STOP (64104) Y7408C	EA		1									15		9	

(1) SMR CODE INDEX NO.	(2) FEDERAL STOCK NUMBER	(3) DESCRIPTION REFERENCE NO. & MFR. CODE USABLE ON CODE		(4) UNIT OF ISSUE	(5) QTY INC IN UNIT PACK	(6) QTY INC IN UNIT	(7) 30-DAY DS MAINT ALLOWANCE			(8) 30-DAY GS MAINT ALLOWANCE			(9) 1-YR ALW PER 100 EQUIP CNTGCT	(10) DEPOT MAINT ALW- PER 100 EQUIP	(11) ILLUS- TRATION	
							(a)	(b)	(c)	(a)	(b)	(c)			(a)	(b)
							1-20	21-50	51-100	1-20	21-50	51-100			1-20	21-50
00556		GROUP 04 EXHAUST SYSTEM														
00556A		0401 MUFFLER AND PIPES														
0 00556B	5306-638-1459	BOLT, MACHINE: SNUBBER MTG, 5/16-18 THD SIZE, 3/4 IN. LG (64104) 21309		EA		2									23	15
X20 00557		BUSHING, PIPE: RAIN CAP SCREW, 3/8 TO 1/4 (79470) 3226-4		EA		2									23	2
P 0 00558	2990-778-9032	CAP, RAIN ASSEMBLY (64104) 155938H		EA		1	*	*	*	*	*	*	5		23	
X1 00559		BRACKET: RAIN CAP		EA		1									23	5
X1 00560		BUSHING, BRONZE: RAIN CAP BRACKET		EA		1									23	19
X1 00561		CAP, RAIN		EA		1									23	3
X1 00562		NUT, BRONZE: ADJUSTING		EA		2									23	1
0 00563	5310-012-0375	NUT, PLAIN HEXAGON: BRACKET TO PIPE SCREW		EA		1									23	7
X1 00564		SCREW, CAP, HEXAGON HEAD: RAIN CAP TO BRACKET		EA		1									23	4
0 00565	5305-013-3056	SCREW, MACHINE: BRACKET TO PIPE, 1/4-20 THD SIZE, 1 1/2 IN. LG		EA		1									23	18
0 00566	5310-012-0380	WASHER, LOCK: RAIN CAP TO BRACKET SCREW, 1/4 IN. SCREW SIZE		EA		2									23	6
X20 00567		CAP, BRASS: SNUBBER DRAIN		EA		1									23	17
X20 00568	4730-773-9703	COUPLING, REDUCER: EXHAUST PIPE (64104) 78211G		EA		1									14	1

(1) SMR CODE INDEX NO.	(2) FEDERAL STOCK NUMBER	(3) DESCRIPTION REFERENCE NO. & MFR. CODE USABLE ON CODE	(4) UNIT OF ISSUE	(5) QTY INC IN UNIT PACK	(6) QTY INC IN UNIT	(7) 30 DAY DS MAINT ALLOWANCE			(8) 30-DAY GS MAINT ALLOWANCE			(9) 1-YR ALW PER 100 EQUIP ENTGCTY	(10) DEPOT MAINT ALW- PER 100 EQUIP	(11) ILLUS- TRATION	
						(a)	(b)	(c)	(a)	(b)	(c)			(a)	(b)
						1-20	21-50	51-100	1-20	21-50	51-100			FIG NO.	ITEM NO.
X20 00569	2990-778-9047	END, SNUBBER GUARD (64104) 168786	EA		1									22	3
X20 00570	2990-778-9036	GUARD, SNUBBER (64104) 168782	EA		1									22	4
0 00571	5310-012-0375	NUT, PLAIN, HEXAGON: SNUBBER GUARD, 1/4-20 THD SIZE (64104) 21173	EA		3									22	8
0 00572	5310-638-6026	NUT, PLAIN, HEXAGON: SNUBBER GUARD, 5/16-18 THD SIZE (64104) 21181	EA		4									23	11
0 00573	5310-012-0399	NUT, SQUARE: SNUBBER MTG STRAP, 5/16-18 THD SIZE	EA		1									23	16
P 0 00574	2990-778-9031	PIPE, EXHAUST (64104) 120306X	EA		1	*	*	*	*	*	*	2		14	2
0 00575	5305-012-1887	SCREW, CAP, HEXAGON HEAD: SNUBBER GUARD MTG AND END COVER, 1/4-20 THD SIZE, 3/4 IN. LG (64104) 26198	EA		9									22	1
0 00576	5306-167-4129	SCREW, MACHINE: SNUBBER STRAP, 5/16-18 THD SIZE, 1 IN. LONG	EA		1									23	9
P 0 00577	2990-778-9030	SNUBBER, SPARK, ARRESTER (64104) 6100-1061-2	EA		1	*	*	*	*	*	*	1		23	8
X20 00578		SPACER: SNUBBER SUPPORT (64104) B2861A	EA		2									23	14
X20 00579	2990-778-9065	SPACER, SNUBBER, GUARD (64104) 169270	EA		2									22	6
X20 00580	5340-213-8474	STRAP: SNUBBER GUARD SUPPORT (64104) 151493	EA		1									23	10
0 00581	5310-047-4037	WASHER, FLAT (64104) Y18813G	EA		6									22	5
0 00582	5310-877-4949	WASHER, FLAT: SNUBBER GUARD, 1/4 IN. SCREW SIZE (64104) B277	EA		6									22	2
0 00583	5310-010-3320	WASHER, LOCK: SNUBBER ATTACHING, 5/16 IN. BOLT SIZE (64104) 21051	EA		2									23	12

(1) SMR CODE INDEX NO.	(2) FEDERAL STOCK NUMBER	(3) DESCRIPTION REFERENCE NO. & MFR. CODE USABLE ON CODE	(4) UNIT OF ISSUE	(5) QTY INC IN UNIT PACK	(6) QTY INC IN UNIT	(7) 30-DAY DS MAINT ALLOWANCE			(8) 30-DAY GS MAINT ALLOWANCE			(9) 1-YR ALW PER 100 EQUIP CNTGCTY	(10) DEPOT MAINT ALW- PER 100 EQUIP	(11) ILLUS- TRATION	
						(a)	(b)	(c)	(a)	(b)	(c)			(a)	(b)
						1-20	21-50	51-100	1-20	21-50	51-100			FIG NO.	ITEM NO
0 00584	5310-010-3319	WASHER, LOCK: SNUBBER GUARD, 1/4 IN. SCREW SIZE (64104) 21050	EA		9									22	7
0 00585	5310-209-6144	WASHER, FLAT: SNUBBER MTG, 5/16 IN. SCREW SIZE (64104) B277	EA		4									23	13
00586		GROUP 05 COOLING SYSTEM													
00586A		0501 RADIATOR													
0 00586B	5310-012-0378	NUT, PLAIN, HEXAGON: RADIATOR SUPPORT, 1/2-13 THD SIZE (64104) 21205	EA		2									24	26
P F 00587	2930-778-9082	RADIATOR ASSEMBLY (41197) 1A6526G	EA		1	*	*	*	*	*	2	6	10	24	19
X1 00588		BRACKET, HOOD LEDGE (41197) 5A21891C	EA		1										
X20 00589		CAP, FILLER: RADIATOR (41197) 5A22067B	EA		1									24	18
X1 00590		CLIP, OVERFLOW TUBE (41197) 5A23919A	EA		2									24	23
X1 00591		GRILLE ASSEMBLY (41197) 3A14666D	EA		1									24	
X1 00592		GRILLE, REMOVABLE (41197) 5A21820D	EA		1									24	21
X1 00593		HEADER, BOTTOM (41197) 5A24453B	EA		1										
X1 00594		HEADER, TOP (41197) 5A24452B	EA		1										
X1 00595		HOOD, FAN ASSEMBLY (41197) 3A18414D	EA		1										
X1 00596		INLET AND OUTLET (41197) 5A21827A	EA		2										
X1 00597		NECK, FILLER (41197) 5A12704A	EA		1										

(1) SMR CODE INDEX NO.	(2) FEDERAL STOCK NUMBER	(3) DESCRIPTION REFERENCE NO. & MFR. CODE USABLE ON CODE	(4) UNIT OF ISSUE	(5) QTY INC IN UNIT PACK	(6) QTY INC IN UNIT	(7) 30-DAY DS MAINT ALLOWANCE			(8) 30-DAY GS MAINT ALLOWANCE			(9) 1-YR ALW PER 100 EQUIP CNTGCY	(10) DEPOT MAINT ALW- PER 100 EQUIP	(11) ILLUS- TRATION		
						(a)	(b)	(c)	(a)	(b)	(c)			(a)	(b)	
						1-20	21-50	51-100	1-20	21-50	51-100			FIG NG.	ITEM NO	
X1 00598		NECK, FILLER (41197) 5A22764A	EA		1											
X1 00599		NECK, FILLER (41197) 5A21826A	EA		1											
0 00600	5310-012-0375	NUT, PLAIN, HEXAGON: 1/4-20 THD SIZE (41197) 9A1418IN	EA		6											
X1 00602		NUT, WELD (41197) 9A11437A	EA		3											
X1 00603	5310-012-0622	NUT, WELD: No. 8-32 THD SIZE (41197) 5A22068A	EA		2											
0 00604	5305-042-7238	SCREW, MACHINE TRUSS HEAD: 1/4-20 THD SIZE, 3/8 IN. LONG (41197) 9A30291H	EA		6											
0 00605	5305-013-4381	SCREW, SELF-TAPPING: GRILLE AND OVERFLOW TUBE, No. 12, 1/2 IN. LG (41197) 9A26785H	EA		6									24	22	
X1 00606		TANK, RADIATOR BOTTOM (41197) 5A24620B	EA		1											
X1 00607		TANK, RADIATOR TOP (41197) 5A21815C	EA		1											
X1 00608		TUBE, OVERFLOW (41197) 5A23918B	EA		1									24	20	
0 00609	5310-010-3319	WASHER, LOCK: 1/4 IN. SCREW SIZE (41197) 9A607A	EA		6											
0 00610	5305-984-6189	SCREW, MACHINE: ROUND HEAD RADIATOR NAMEPLATE HTG, No. 8-32 THD SIZE, 1/4 IN. LG (64104) 21088	EA		2	SEE GRP 2210										
F 00611	5305-010-0160	SCREW, CAP, HEXAGON HEAD: RADIATOR ATTACHING, 1/2-13 THD SIZE, 1 1/2 IN. LG (64104) 21431	EA		2											
X2F 00612	5340-016-1129	SPACER: RADIATOR STUD (64104) B2861A	EA		2	REF	REF	REF	REF	REF	REF			24	24	

(1) SMR CODE INDEX NO.	(2) FEDERAL STOCK NUMBER	(3) DESCRIPTION REFERENCE NO. & MFR. CODE USABLE ON CODE	(4) UNIT OF ISSUE	(5) QTY INC IN UNIT PACK	(6) QTY INC IN UNIT	(7) 30-DAY DS MAINT ALLOWANCE			(8) 30-DAY GS MAINT ALLOWANCE			(9) 1-YR ALW PER 100 EQUIP CNTGCT	(10) DÉPOT MAINT ALW- PER 100 EQUIP	(11) ILLUS- TRATION	
						(a)	(b)	(c)	(a)	(b)	(c)			(a) FIG NO.	(b) ITEM NO
						1-20	21-50	51-100	1-20	21-50	51-100				
0 00613	5310-395-2638	WASHER, LOCK: RADIATOR SUPPORT SCREW, 1/2 IN. SCREW SIZE (64104) 21054	EA		2									24	25
00614		0503 - WATER MANIFOLD, HEADERS, THERMOSTATS AND HOUSING GASKET													
0 00614A	4730-289-1738	CLAMP, HOSE: RADIATOR OUTLET (64104) 65737	EA		4									24	12
0 00615	4730-289-1738	CLAMP, HOSE: RADIATOR HOSE (64104) 65737	EA		4									24	12
0 00616	5340-286-1869	CLAMP, LOOP: DRAIN LINE SUPPORT TO SKID (64104) Y6807C	EA		1									13	15
0 00617	5340-286-1869	CLAMP, LOOP, DRAIN: CONNECTOR HOSE	EA		3										
0 00618	2930-778-9805	CLAMP: RADIATOR DRAIN LINE SUPPORT TO SKID (64104) Y6807C	EA		1									24	3
0 00619	4820-604-7995	COCK, DRAIN: WATER LINE, 5/8 IN. HOSE, 3/8 IN. PIPE THD (64104) 211280	EA		1									13	13
0 00620	4820-604-7995	COCK, DRAIN: INLET ELBOW, 5/8 IN. HOSE, 3/8 IN. PIPE (64104) 211280	EA		1									24	5
0 00621	4730-278-2719	COUPLING, PIPE: BLOCK DRAIN, 3/8 IN. PIPE (64104) 78209D	EA		1									13	12
0 00622	4730-278-2719	COUPLING, PIPE: RADIATOR DRAIN LINE, 3/8 IN. (64104) 78209D	EA		1									24	6
0 00623	4730-193-7078	ELBOW, PIPE: RADIATOR DRAIN LINE, 3/8-18 THD, 45 DEG (64104) 78204B	EA		1									24	10
0 00624	4730-193-7078	ELBOW, PIPE: WATER DRAIN LINE (BLOCK) (64104) 78204B	EA		2									13	9
0 00625	4730-249-1476	ELBOW, PIPE: RADIATOR DRAIN LINE, 3/8 IN. FEMALE, 90 DEG (64104) 78207D	EA		1									24	8

(1) SMR CODE INDEX NO.	(2) FEDERAL STOCK NUMBER	(3) DESCRIPTION REFERENCE NO. & MFR. CODE USABLE ON CODE	(4) UNIT OF ISSUE	(5) QTY INC IN UNIT PACK	(6) QTY INC IN UNIT	(7) 30 DAY DS MAINT ALLOWANCE			(8) 30-DAY GS MAINT ALLOWANCE			(9) 1-YR ALW PER 100 EQUIP CNTGCV	(10) DEPOT MAINT ALW- PER 100 EQUIP	(11) ILLUS- TRATION	
						(a)	(b)	(c)	(a)	(b)	(c)			(a)	(b)
						1-20	21-50	51-100	1-20	21-50	51-100			FIG NO.	ITEM NO
F 00626	2930-778-9673	ELBOW: LOWER RADIATOR INLET (64104) 117222F	EA		1									24	28
X1 00627	6620-096-6893	GASKET: THERMOSTAT HOUSING (64104) 117231 (COMPONENT OF GASKET SET, STOCK No. 2805-594-5371, SEE GROUP 0100) SEE GROUP 0100	EA		1									8	26
P O 00628	2930-873-6452	HOSE, RADIATOR OUTLET CONNECTOR (64104) 119897A	EA		1	2	2	2	2	2	2	10	24	24	16
P O 00629	2930-810-4660	HOSE, RADIATOR: UPPER CONNECTOR, INLET (64104) 87780	EA		1	2	2	2	2	2	2	10	24	24	27
M O 00630		HOSE, RUBBER: ENGINE BLOCK DRAIN, 5/8 IN. ID, 6 IN. LG MANUFACTURE FROM:	EA		1									13	14
P O 00631	4720-277-8994	HOSE, RUBBER (6 IN. REQUIRED)	FT			SEE GRP 9501									
P O 00632	2930-873-6453	HOSE, RADIATOR: LOWER INLET CONNECTOR (64104) 87073J	EA		1	2	2	2	2	2	2	10	24		
M O 00633		HOSE, RUBBER: RADIATOR DRAIN LINE, 5/8 IN. ID, 6 IN. LG MANUFACTURE FROM:	EA		1									24	4
P O 00634	4720-277-8994	HOSE, RUBBER (6 IN. REQUIRED)	FT			SEE GRP 9501									
P O 00635		HOUSING, THERMOSTAT: CYLINDER HEAD (64104) 116863D	EA		1	*	*	*	*	*	*	2		8	24
O 00636	5310-013-8604	LOCKWASHER: BRACKET MTG, 1/4 IN. SCREW SIZE (64104) 21050	EA		4										
O 00637	4730-773-9700	NIPPLE, PIPE: WATER DRAIN LINE (64104) 7915T	EA		1									13	11
O 00638	4730-021-9636	NIPPLE, PIPE: RADIATOR DRAIN, LOWER INLET ELBOW, 3/8-18 THD SIZE, 6 IN. LG	EA		1									24	11

(1) SMR CODE INDEX NO.	(2) FEDERAL STOCK NUMBER	(3) DESCRIPTION REFERENCE NO. & MFR. CODE USABLE ON CODE	(4) UNIT OF ISSUE	(5) QTY INC IN UNIT PACK	(6) QTY INC IN UNIT	(7) 30-DAY DS MAINT ALLOWANCE			(8) 30-DAY GS MAINT ALLOWANCE			(9) 1-YR ALW PER 100 EQUIP CNTGCTY	(10) DEPOT MAINT ALW- PER 100 EQUIP	(11) ILLUS- TRATION	
						(a)	(b)	(c)	(a)	(b)	(c)			(a)	(b)
						1-20	21-50	51-100	1-20	21 50	51-100			FIG NC	ITEM NO
0 00639	4730-196-1490	NIPPLE, PIPE: RADIATOR DRAIN LINE, 3/8 IN., 18 THD, 2 1/2 IN. LG (64104) 118566X	EA		1									24	9
0 00640	4730-196-1503	NIPPLE, PIPE: RADIATOR DRAIN LINE, 3/8-18 THD SIZE, 1 1/2 IN. LG (64104) 65098Y	EA		3									24	7
0 00641	4730-773-9700	NIPPLE, PIPE: WATER DRAIN LINE (BLOCK), 1/4-18 THD SIZE, 1 IN. LG (64104) 7915A	EA		2									13	6
0 00642	4730-188-1866	NIPPLE, PIPE: WATER DRAIN LINE, 3/8-18 THD SIZE, 12 IN. LG (64104) 650980	EA		1									13	10
0 00643	4730-196-1490	NIPPLE, PIPE: BLOCK DRAIN LINE, 3/8-18 THD SIZE, 2 1/2 IN. LG (64104) 118566X	EA		1									13	8
0 00644	4730-044-4587	PLUG, PIPE: INLET ELBOW, 3/8-18 THD SIZE, SQUARE HEAD (64104) 78282D	EA		1									24	29
0 00645	4730-277-6323	PLUG, PIPE: WATER DRAIN LINE (64104) Y14179	EA		1										
0 00646	4730-196-0838	REDUCER, PIPE: BLOCK DRAIN LINE, 3/8 TO 1/4 IN.	EA		1									13	7
0 00647	5305-880-9800	SCREW, CAP, HEXAGON: THERMOSTAT HOUSING TO BLOCK, 3/8-16 THD SIZE, 1 1/4 IN. LG (64104) 21358	EA		1									8	22
0 00648	5305-558-5426	SCREW, CAP, HEXAGON HEAD: THERMOSTAT HOUSING TO BLOCK, 3/8-16 THD SIZE, 3 1/2 IN. LG (64104) 26440	EA		1									8	23
0 00649	5305-021-4577	SCREW, CAP, HEXAGON HEAD: HOSE CLIP TO BASE, 1/4-20 THD SIZE, 1/2 IN. LG (64104) 21271	EA		3									13	17
0 00650	5305-207-0912	SCREW, CAP, HEXAGON HEAD: SUPPORT CLAMP ATTACHING, 1/4-20 THD SIZE, 5/8 IN. LG (64104) 21273	EA		1									24	1

(1) SMR CODE INDEX NO.	(2) FEDERAL STOCK NUMBER	(3) DESCRIPTION REFERENCE NO. & MFR. CODE USABLE ON CODE	(4) UNIT OF ISSUE	(5) QTY INC IN UNIT PACK	(6) QTY INC IN UNIT	(7) 30-DAY DS MAINT ALLOWANCE			(8) 30-DAY GS MAINT ALLOWANCE			(9) 1-YR ALW PER 100 EQUIP CNTGCTY	(10) DEPOT MAINT ALW- PER 100 EQUIP	(11) ILLUS- TRATION	
						(a)	(b)	(c)	(a)	(b)	(c)			(a)	(b)
						1-20	21-50	51-100	1-20	21-50	51-100			FIG NO.	ITEM NO
P O 00651	6620-828-4365	THERMOSTAT: FLOW CONTROL (64104) 162871	EA		1	*	*	2	*	*	2	6	10	8	25
O 00652	5310-595-5437	WASHER, FLAT: SUPPORT CLAMP SCREW (64104) Y18813G	EA		4										
O 00653	5310-013-8604	WASHER, LOCK: CLIP TO BASE SCREW, 1/4 IN. SCREW SIZE	EA		3									24	2
O 00654	5310-011-3319	WASHER, LOCK: SUPPORT CLAMP SCREW, 1/4 IN. SCREW SIZE (64104) 21050	EA		4									13	16
O 00655	5310-012-0381	WASHER, LOCK: THERMOSTAT HOUSING TO BLOCK, 3/8 IN. SCREW SIZE (64104) 21729	EA		3									8	21
00656		0504 - WATER PUMP													
P O 00656A	2930-325-5299	PUMP ASSEMBLY, WATER (64104) A190360 (INCLUDES COMPONENTS OF REPAIR KIT, STOCK No. (64104) 960-152)	EA		1	*	*	2	*	*	2	10	24	25	
X1 00657		BODY, WATER PUMP (64104) 190360	EA		1									25	6
X1 00658		COVER: WATER PUMP (64104) 190161A	EA		1									25	2
X1 00659		HUB, FAN BLADE (64104) 116516	EA		1									25	12
X20 00660	2930-778-9963	PULLEY: WATER PUMP (64104) 180086	EA		1	SEE GRP 0505								25	18
O 00661	5305-514-9662	SCREW, CAP, HEXAGON HEAD: PUMP MTG, 3/8-16 THD SIZE, 2 1/4 IN. LG (64104) 21885	EA		4									25	23
P F 00662		REPAIR, KIT: WATER PUMP (64104) 960-152	EA		1	*	*	2	*	*	2	10	50		
X1 00663	5305-166-2091	BOLT, MACHINE: 5/16-18 THD SIZE, 5/8 IN. LG (4) (64104) 21312	EA		0										

(1) SMR CODE INDEX NO.	(2) FEDERAL STOCK NUMBER	(3) DESCRIPTION REFERENCE NO. & MFR. CODE USABLE ON CODE	(4) UNIT OF ISSUE	(5) QTY INC IN UNIT PACK	(6) QTY INC IN UNIT	(7) 30-DAY DS MAINT ALLOWANCE			(8) 30-DAY GS MAINT ALLOWANCE			(9) 1-YR ALW PER 100 EQUIP CNTGCTY	(10) DEPOT MAINT ALW- PER 100 EQUIP	(11) ILLUS- TRATION	
						(a)	(b)	(c)	(a)	(b)	(c)			(a)	(b)
						1-20	21-50	51-100	1-20	21-50	51-100			FIG NO.	ITEM NO.
P 0 00664	2930-736-0134	GASKET: WATER PUMP MTG (64104) 152311 (COMPONENT OF PARTS KIT. STOCK No. 2815-620-6093, SEE GROUP 0100)	EA		1	2	4	8	2	4	8	90	100	25	1
X1 00665		GASKET: WATER PUMP COVER (64104) 152310A (COMPONENT OF PARTS KIT, STOCK No. 2815-620-6090, SEE GROUP 0100)	EA		1									25	3
X1 00666	2930-569-4476	IMPELLER: WATER PUMP (64104) 180163	EA		1									25	4
X1 00667	2930-099-0854	RING, RETAINING: WATER PUMP SHAFT (64104) 76999	EA		1									25	11
F 00668	5305-013-3767	SCREW, CAP, FLATHEAD: WATER PUMP COVER TO BODY, 1/4-20 THD SIZE, 5/8 IN. LG (64104) 21139	EA		4									25	20
F 00669	5305-013-2119	SCREW, FLATHEAD: WATER PUMP COVER, No. 10-32 THD SIZE, 5/8 IN. LG (1) (64104) 26543	EA		0										
F 00670	5305-514-9662	SCREW, CAP, HEXAGON HEAD: WATER PUMP TO BLOCK, 3/8-16 THD SIZE, 2 1/4 IN. LG (64104) 21364	EA		4									25	8
X1 00671	5330-310-2517	SEAL, OIL: WATER PUMP SHAFT (64104) 120320	EA		1									25	5
X1 00672		SEAT AND CUP (1) (64104) 159508	EA		0										
X1 00673		SHAFT AND BEARING ASSEMBLY (64104) 0160356A	EA		1									25	10
X1 00674	2930-384-0846	SHAFT, WATER PUMP (64104) 160356A	EA		1										
X1 00675	2805-803-4007	DEFLECTOR: WATER PUMP (64104) 78645	EA		1									25	9
F 00676	5310-261-7340	WASHER, LOCK: WATER PUMP ATTACHING SCREW, 3/8 IN. SCREW SIZE (64104) 21052	EA		4									25	7

(1) SMR CODE INDEX NO.	(2) FEDERAL STOCK NUMBER	(3) DESCRIPTION REFERENCE NO. & MFR. CODE USABLE ON CODE	(4) UNIT OF ISSUE	(5) QTY INC IN UNIT PACK	(6) QTY INC IN UNIT	(7) 30 DAY DS MAINT ALLOWANCE			(8) 30-DAY GS MAINT ALLOWANCE			(9) 1-YR ALW PER 100 EQUIP CNTGCTY	(10) DEPOT MAINT ALW- PER 100 EQUIP	(11) ILLUS- TRATION		
						(a)	(b)	(c)	(a)	(b)	(c)			(a)	(b)	
						1-20	21-50	51-100	1-20	21-50	51-100			FIG NG.	ITEM NG.	
X1 00677	5310-010-3320	WASHER, LOCK: WATER PUMP, 5/16 IN. SCREW SIZE (4) (64104) 21051	EA		0											
X1 00678	5310-013-8597	WASHER, LOCK: COVER SCREW, 0.200 IN. ID, 0.402 IN. OD, 0.023 IN. THK (1) (64104) 21642	EA		0											
X1 00679	5310-011-4616	WASHER, LOCK: WATER PUMP COVER, 1/4 IN. SCREW SIZE (64104) 21842	EA		2									25	21	
0 00680	5310-012-0381	WASHER, LOCK: PUMP MTG SCREW, 3/8 IN. SCREW SIZE (64104) 21729	EA		4									25	22	
00681		0505 - FAN ASSEMBLY														
P 0 00681A	3030-294-9860	BELT, V: FAN DRIVE (64104) 190203A	EA		1	2	2	4	2	2	4	48	100	25	19	
0 00682	5306-012-2007	BOLT, MACHINE: FAN ATTACHING, 5/16-18 THD SIZE, 3/4 IN. LG (64104) 21310	EA		4									25	16	
P F 00683	2930-927-4109	FAN, BLADE: 18 IN., 6 BLADES (64104) 151611	EA		1	*	*	*	*	*	*	2	25	24		
P F 00684	2990-778-9789	GUARD, FAN: LEFT SIDE (64104) 151075B	EA		1	*	*	*	*	*	*	2		24	13	
P F 00685	2990-778-9701	GUARD, FAN: RIGHT SIDE (64104) 151074B	EA		1	*	*	*	*	*	*	2		24	17	
0 00686	5310-012-3179	NUT, PLAIN, HEXAGON: FAN GUARD SCREW, 1/4-20 THD SIZE (64104) 21173	EA		4									24	32	
P 0 00687	2930-778-9963	PULLEY: WATER PUMP (64104) 180086	EA		1	*	*	*	*	*	*	2		25	18	
X20 00688	2990-779-0032	PULLEY: FAN DRIVE (64104) 41081	EA		1									25	13	
0 00689	5310-230-6215	WASHER, KEY: FAN DRIVE PULLEY (64104) B5495	EA													

(1) SMR CODE INDEX NO.	(2) FEDERAL STOCK NUMBER	(3) DESCRIPTION REFERENCE NO. & MFR. CODE USABLE ON CODE	(4) UNIT OF ISSUE	(5) QTY INC IN UNIT PACK	(6) QTY INC IN UNIT	(7) 30-DAY DS MAINT ALLOWANCE			(8) 30-DAY GS MAINT ALLOWANCE			(9) 1-YR ALW PER 100 EQUIP CNTGNCY	(10) DEPOT MAINT ALW- PER 100 EQUIP	(11) ILLUS- TRATION	
						(a)	(b)	(c)	(a)	(b)	(c)			(a)	(b)
						1-20	21-50	51-100	1-20	21-50	51-100			FIG NO.	ITEM NO
X1 00703	2920-322-0664	ADAPTER, RECEPTACLE: ELBOW (16764) 1927912	EA		1									27	6
X1 00704	5977-285-0743	ARM, ELECTRICAL BRUSH (16764) 1904514	EA		2									27	31
X1 00705	2920-392-4652	ARMATURE, GENERATOR (16764) 1926186	EA		1									27	20
P F 00706	3110-109-1123	BEARING, BALL: DRIVE END (16764) 904793	EA		1	2	2	4	2	2	4	48	25	27	29
P F 00707	3110-108-9247	BEARING, BALL, ANNULAR: COMMUTATOR END (16764) 900529	EA		1	2	2	4	2	2	4	24	25	27	26
F 00708	5306-374-4456	BOLT, THRU: GENERATOR (16764) 1914755	EA		2									27	16
X1 00709		CONNECTOR, RECEPTACLE, ELECTRICAL (16764) 1924862	EA		1									27	12
X1 00710		COVER BAND ASSEMBLY (16764) 1924878	EA		1									27	19
X1 00711	5975-304-7496	ELBOW, ELECTRICAL RECEPTACLE (16764) 1922994	EA		1									27	7
X1 00712		FRAME, DRIVE END (16764) 1924977	EA		1									27	27
X1 00713		FRAME ASSEMBLY: COMMUTATOR END (16764) 1941685	EA		1									27	32
X1 00714	5970-681-0222	INSULATION: BRUSH LEAD, ELECTRICAL (16764) 1930640	EA		2									27	10
X1 00715	5970-305-9589	INSULATOR, TAPE, ELECTRICAL: FIELD COIL (16764) 1925835	EA		1									27	2
X1 00716	5315-012-4545	KEY, WOODRUFF: DRIVE END SHAFT, No. 5 (16764) 124545	EA		1									27	21
X2F 00717		LEAD, ELECTRICAL (16764) 1924864	EA		1									27	5

(1) SMR CODE INDEX NO.	(2) FEDERAL STOCK NUMBER	(3) DESCRIPTION REFERENCE NO. & MFR. CODE USABLE ON CODE	UNIT OF ISSUE	(5) QTY INC IN UNIT PACK	(6) QTY INC IN UNIT	(7) 30 DAY DS MAINT ALLOWANCE			(8) 30-DAY GS MAINT ALLOWANCE			(9) 1-YR ALW PER 100 EQUIP CNTG	(10) DEPOT MAINT ALW- PER 100 EQUIP	(11) ILLUS- TRATION	
						(a)	(b)	(c)	(a)	(b)	(c)			(a)	(b)
						1-20	21-50	51-100	1-20	21-50	51-100			FIG NO.	ITEM NO.
A F 00733	5305-281-6390	SCREW ASSEMBLED WASHER: RECEPTACLE ATTACHING (16764) 453698	EA		4									27	
F 00734	5305-013-1899	SCREW, MACHINE: RECEPTACLE ATTACHING, No. 6-32 THD SIZE, 1/2 IN. LG	EA		4									27	15
F 00735	5310-013-1044	WASHER, LOCK: RECEPTACLE ATTACHING SCREW, No. 6 SCREW SIZE	EA		4									27	14
F 00736	5305-272-4092	SCREW ASSEMBLED WASHER: FIELD LEAD ATTACHING (16764) 453460	EA		1									27	30
O 00737	5305-043-6755	SCREW, MACHINE: GENERATOR BAND, No. 10-32 THD SIZE, 1 1/2 IN. LG (16764) 274936	EA											27	18
X1 00738	2920-378-0498	SHOE, POLE (16764) 1903427	EA		2									27	1
X1 00739	5940-204-7820	TERMINAL LUG: CONNECTOR LEAD (16764) 1860801	EA		1									27	4
X1 00740	5940-020-0362	TERMINAL LUG (16764) 200362	EA		1									27	11
F 00741	5310-902-2723	WASHER, FLAT: OUTSIDE, DRIVE END (16764) 1925416	EA		1									27	28
F 00742	5310-353-9939	WASHER, FLAT: SPACER (1) (16764) 1916377	EA		0										
F 00743	5310-424-3750	WASHER, FLAT: SPACER (1) (16764) 1914213	EA		0										
F 00744	5310-358-8117	WASHER, FLAT: BRUSH ARM SPACER, 3/16 IN. ID, 3/8 IN. OD, 1/32 IN. THK (16764) 1914741	EA		2									27	33
O 00745	5310-178-9614	WASHER, FLAT: GENERATOR SHAFT, 1/2 IN. BOLT SIZE (16764) 1918043	EA		1									26	9
O 00746	5310-045-3301	WASHER, LOCK: THRU BOLT, 0.319 IN. ID, 0.575 IN. OD, 0.056 IN. THK (16764) 453301	EA		2									27	13

(1) SMR CODE INDEX NO.	(2) FEDERAL STOCK NUMBER	(3) DESCRIPTION REFERENCE NO. & MFR. CODE USABLE ON CODE		(4) UNIT OF ISSUE	(5) QTY INC IN UNIT PACK	(6) QTY INC IN UNIT	(7) 30-DAY DS MAINT ALLOWANCE			(8) 30-DAY GS MAINT ALLOWANCE			(9) 1-YR ALW PER 100 EQUIP CNTGCTY	(10) DEPOT MAINT ALW- PER 100 EQUIP	(11) ILLUS- TRATION	
							(a)	(b)	(c)	(a)	(b)	(c)			(a)	(b)
							1-20	21-50	51-100	1-20	21-50	51-100			FIG NO.	ITEM NO
X1 00747	2920-393-6485	WINDING: GENERATOR FIELD, LEFT HAND AND RIGHT HAND (16764) 1926187		EA		1									27	3
P O 00748	6115-810-4663	KIT, REPAIR: GENERATOR (64104) 903-108		EA		1	4	8	16	4	8	16	192	100		
X1 00749	5977-391-0640	BRUSH, ELECTRICAL CONTACT (16764) 1906935		EA		2									27	38
X1 00750	5977-378-2901	BRUSH, ELECTRICAL CONTACT: STATIC (1) (16764) 1906941		EA		0										
X1 00751	5999-358-6792	BRUSH, STATIC: SHIELDED PLATE (1) (16764) 1920738		EA		0										
X1 00752		BRUSH, STATIC (1) (16764) 1925013		EA		0										
X1 00753	5970-325-6567	BUSHING: TERMINAL INSULATOR (2) (16764) 1885090		EA		0										
X1 00754	2920-900-9681	COLLECTOR: STATIC GROUND (16764) 1925413		EA		1									27	24
X1 00755	5910-358-6793	CONDENSER, FIXED PAPER (1) (16764) 1920702		EA		0										
F 00756	5305-514-8436	SCREW, MACHINE: POLE SHOE (16764) 1914750		EA		2									27	39
X1 00757	2920-249-8293	SPRING, HELICAL TORSION (2) (16764) 1905034		EA		0										
X1 00758	5977-358-7778	SPRING, HELICAL, TORSION: BRUSH (16764) 1905219		EA		2									27	34
X1 00759	2920-249-8783	SPRING HELICAL TORSION (2) (16764) 1916324		EA		0										
X1 00760	5310-353-9939	WASHER, FLAT: SPACE (1) (16764) 1916377		EA		0										
X1 00761	5310-424-3750	WASHER, FLAT: SPACE (1) (16764) 1914213		EA		0										

(1) SMR CODE INDEX NO.	(2) FEDERAL STOCK NUMBER	(3) DESCRIPTION REFERENCE NO. & MFR. CODE USABLE ON CODE		(4) UNIT OF ISSUE	(5) QTY INC IN UNIT PACK	(6) QTY INC IN UNIT	(7) 30-DAY DS MAINT ALLOWANCE			(8) 30-DAY GS MAINT ALLOWANCE			(9) 1-YR ALW PER 100 EQUIP CNTGCTY	(10) DEPOT MAINT ALW- PER 100 EQUIP	(11) ILLUS- TRATION		
							(a)	(b)	(c)	(a)	(b)	(c)			(a)	(b)	
							1-20	21-50	51-100	1-20	21-50	51-100			FIG NG.	ITEM NO	
X1 00762	5310-262-4755	WASHER, FLAT: SPACER (1) (16764) 1915086		EA		0											
X1 00763	5330-202-4365	WASHER, NONMETALLIC (1) (16764) 820706		EA		0											
X1 00764	5330-286-9125	WASHER, NONMETALLIC (1) (16764) 809961		EA		0											
X1 00765	5330-291-4496	WASHER, NONMETALLIC: INSULATOR (2) (16764) 1914751		EA		0											
0 00766	5310-045-1523	NUT, PLAIN, HEXAGON: GENERATOR SUPPORT TO BLOCK, 7/16-14 THD SIZE (64104) 21198		EA		1									26	21	
P 0 00767	5310-208-5261	NUT, PLAIN, HEXAGON: GENERATOR SPACER, 3/8-24 THD SIZE (64104) 21196		EA		1	*	*	*	*	*	*	2		26	17	
P 0 00768	2990-779-0077	PULLEY, GENERATOR DRIVE (64104) 152006		EA		1	*	*	*	*	*	*	2		26	8	
0 00769	5305-017-9837	SCREW, CAP, HEXAGON HEAD: ADJUSTING STRAP, 3/8-16 THD SIZE, 3/4 IN. LG (64104) 21344		EA		2									26	13	
0 00770	5305-017-9838	SCREW, CAP, HEXAGON HEAD: ADJUSTING STRAP, 3/8-16 THD SIZE, 1 IN. LG (64104) 21890		EA		1									26	1	
0 00771	5305-527-4194	SCREW, CAP, HEXAGON HEAD: SUPPORT TO GENERATOR, 1/2-13 THD SIZE, 1 1/2 IN. LG (64104) 21432		EA		1									26	20	
0 00772	5305-018-0147	SCREW, CAP, HEXAGON HEAD: BRACKET TO GENERATOR, 7/16-14 THD SIZE, 1 1/4 IN. LG (64104) 21394		EA		2									26	24	
P 0 00773	2920-779-0104	STRAP: GENERATOR ADJUST (64104) 169149		EA		1	*	*	*	*	*	*	2		26	3	
X20 00774		SUPPORT: GENERATOR (64104) 152007		EA		1									26	19	

(1) SMR CODE INDEX NO.	(2) FEDERAL STOCK NUMBER	(3) DESCRIPTION REFERENCE NO. & MFR. CODE USABLE ON CODE	(4) UNIT OF ISSUE	(5) QTY INC IN UNIT PACK	(6) QTY INC IN UNIT	(7) 30-DAY DS MAINT ALLOWANCE			(8) 30-DAY GS MAINT ALLOWANCE			(9) 1-YR ALW PER 100 EQUIP CNTGCTY	(10) DEPOT MAINT ALW- PER 100 EQUIP	(11) ILLUS- TRATION	
						(a)	(b)	(c)	(a)	(b)	(c)			(a)	(b)
						1-20	21-50	51-100	1-20	21-50	51-100			FIG NO.	ITEM NO.
X20 00775		SUPPORT: GENERATOR (64104) 152008	EA		1									26	15
0 00776	5310-606-6607	WASHER, FLAT: ADJUSTING STRAP, 1/4 IN. SCREW SIZE (64104) Y18814K	EA		1									26	4
0 00779	5310-013-5629	WASHER, LOCK: SUPPORT TO GENERATOR, 1/2 IN. SCREW SIZE EXT (64104) 21613	EA		2									26	18
0 00780	5310-696-5363	WASHER, LOCK: GENERATOR BRACKET SCREW, 7/16 IN. BOLT SIZE (64104) 21635	EA		2									26	25
0 00781	5310-639-8061	WASHER, LOCK: GENERATOR THRU SPACER SCREW, 5/16 IN. BOLT SIZE INTERNAL (64104) 21631	EA		2									26	14
0 00782	5310-261-7401	WASHER, LOCK: ADJUSTING STRAP SCREW, 5/16 IN. SCREW SIZE (ET) (64104) 21648	EA		1									26	2
0 00783	5310-012-0381	WASHER, LOCK: GENERATOR BRACKET SCREW, 3/8 IN. SCREW SIZE (64104) 21729	EA		1									26	12
0 00784	5310-013-8485	WASHER, LOCK: SUPPORT TO GEAR CASE, 5/16 IN. SCREW SIZE (ET) (64104) 21819	EA		2									26	22
00785		0602- GENERATOR, REGULATOR													
P F 00785A	2920-810-4676	BRACKET ASSEMBLY, REGULATOR (64104) A152904	EA		1	*	*	*	*	*	*	2		28	
X1 00786		BRACKET, REGULATOR (64104) 152904	EA		1									28	5
0 00787	5340-024-2316	MOUNT RESILIENT: ANTI-VIBRATION, REGULATOR MTG (64104) 119627	EA		4									28	4
0 00788	5310-638-6025	NUT, PLAIN, HEXAGON: RESILIENT MTG, 5/16-18 THD SIZE (64104) 21182	EA		8									28	2

(1) SMR CODE INDEX NO.	(2) FEDERAL STOCK NUMBER	(3) DESCRIPTION REFERENCE NO. & MFR. CODE USABLE ON CODE	(4) UNIT OF ISSUE	(5) QTY INC IN UNIT PACK	(6) QTY INC IN UNIT	(7) 30 DAY DS MAINT ALLOWANCE			(8) 30-DAY CS MAINT ALLOWANCE			(9) 1-YR ALW PER 100 EQUIP CNTGCTY	(10) DEPOT MAINT ALW- PER 100 EQUIP	(11) ILLUS- TRATION	
						(a)	(b)	(c)	(a)	(b)	(c)			(a)	(b)
						1-20	21-50	51-100	1-20	21-50	51-100			FIG NG.	ITEM NO
P O 00789	2920-640-7518	REGULATOR: ENGINE VOLTAGE (96906) 13805-1	EA		1	*	*	*	*	*	2	6	2	28	3
X1 00790		BASE ASSEMBLY (16764) 1924924	EA		1									29	15
X20 00791	2920-737-6366	BRACKET: REGULATOR MTG (16764) 1919520	EA		1	*	*	*	*	*	*	2		29	16
P F 00792	5910-553-4915	CAPACITOR, FIXED PAPER (16764) 1924729	EA		1	2	4	8	2	4	8	100	90	29	19
X1 00793	2920-569-8930	COVER: VOLTAGE REGULATOR (16764) 1916100	EA		1									29	4
P F 00794	2920-753-9645	CUP: COVER ATTACHING (16764) 1916096	EA		2	2	4	8	2	4	8	100	100	29	2
F 00795	5305-753-9652	SCREW, MACHINE: COVER ATTACHING, No. 10-20 THD SIZE, 1 1/4 IN. LG (16764) 1916094	EA		4									29	3
F 00796	5310-358-8154	WASHER, LOCK: COVER ATTACHING, No. 10 SCREW SIZE (16764) 1914123	EA		4									29	1
P F 00797	5330-753-9638	GASKET: REGULATOR COVER (16764) 1916502	EA		1	2	4	8	2	4	8	100	100	29	5
P F 00798	5330-291-7433	GASKET: INPUT TERMINAL (16764) 1922489	EA			2	4	8	2	4	8	90	100	29	28
P F 00799	2920-706-6522	GASKET: OUTPUT TERMINAL (16764) 1924920	EA		1	2	4	8	2	4	8	90	100	29	21
P F 00800	6110-810-4694	GROMMET: OUTPUT TERMINAL (16764) 1924919	EA		1	2	4	8	2	4	8	90	100	29	22
X1 00801		GROMMET: PRIMARY LEAD (64104) 152245	EA		1										
P F 00803	2920-640-7424	PANEL ASSEMBLY: REGULATOR MTG (16764) 1924916	EA		1	*	*	*	*	*	*	2		29	11
X1 00804	5935-539-2776	CONNECTOR, RECEPTACLE, ELECTRICAL (16764) 1924914	EA		1									29	27

(1) SMR CODE INDEX NO.	(2) FEDERAL STOCK NUMBER	(3) DESCRIPTION REFERENCE NO. & MFR. CODE USABLE ON CODE	(4) UNIT OF ISSUE	(5) QTY INC IN UNIT PACK	(6) QTY INC IN UNIT	(7) 30-DAY DS MAINT ALLOWANCE			(8) 30-DAY GS MAINT ALLOWANCE			(9) 1-YR ALW PER 100 EQUIP CNTGCT	(10) DEPOT MAINT ALW- PER 100 EQUIP	(11) ILLUS- TRATION	
						(a)	(b)	(c)	(a)	(b)	(c)			(a)	(b)
						1-20	21-50	51-100	1-20	21-50	51-100			FIG NG.	ITEM NO
F 00818	5305-286-1933	SCREW, MACHINE: PANEL ATTACHING, No. 10-32 THD SIZE, 7/16 IN. LG (16764) 453468	EA		4	REF	REF	REF	REF	REF	REF			29	31
F 00819	5305-606-7095	SCREW, MACHINE: OUTPUT RECEPTACLE ATTACHING, No. 6-32 THD SIZE, 1/2 IN. LG (16764) 453986	EA		4									29	25
XI 00820	5935-573-7207	SHELL, ELECTRICAL: OUTPUT TERMINAL (16764) 1924922	EA		1									29	23
P F 00821	2920-658-3822	SPRING, GROUND: INPUT TERMINAL (16764) 1924917	EA		1	2	2	2	2	2	2	25	90	29	20
P F 00822	6110-810-4699	SPRING, GROUND: OUTPUT TERMINAL (16764) 1924918	EA		1	2	4	8	2	4	8	90	100	29	29
P F 00823	2920-558-3943	SPRING, HELICAL: ARMATURE (16764) 1916091	EA		4	2	4	8	2	4	8	90	150		
F 00824	5310-012-0391	WASHER, FLAT: OUTPUT TERMINAL GROUND (16764) 1916098	EA		1									29	30
F 00825	5310-274-9887	WASHER, FLAT: MTG PANEL (SPECIAL) (16764) 1913784	EA		2									29	32
F 00826	5310-045-3305	WASHER, LOCK: OUTPUT RECEPTACLE ATTACHING SCREW (16764) 454007	EA		8									29	24
F 00827	5310-045-3305	WASHER, LOCK: RECEPTACLE MTG SCREW, No. 10 SCREW SIZE (16764) 454007	EA		4									29	24
F 00828	5310-045-3296	WASHER, LOCK: PANEL ATTACHING SCREW, No. 10 SCREW SIZE (16764) 453296	EA		3									29	10
O 00829	5310-013-8535	WASHER, LOCK: REGULATOR TO BRACKET, No. 10 SCREW SIZE (16764) 138535	EA		4									29	17
F 00830	5310-045-3296	WASHER, LOCK: PANEL MTG SCREW, No. 10 SCREW SIZE (16764) 453296	EA		4									29	33

(1) SMR CODE INDEX NO.	(2) FEDERAL STOCK NUMBER	(3) DESCRIPTION REFERENCE NO. & MFR. CODE USABLE ON CODE	(4) UNIT OF ISSUE	(5) QTY INC IN UNIT PACK	(6) QTY INC IN UNIT	(7) 30-DAY DS MAINT ALLOWANCE			(8) 30-DAY GS MAINT ALLOWANCE			(9) 1-YR ALW PER 100 EQUIP CNTGCV	(10) DEPOT MAINT ALW- PER 100 EQUIP	(11) ILLUS- TRATION	
						(a)	(b)	(c)	(a)	(b)	(c)			(a)	(b)
						1-20	21-50	51-100	1-20	21-50	51-100			FIG NO.	ITEM NO
0 00831	5310-261-7401	WASHER, LOCK: RESILIENT MTG, 5/16 IN. SCREW SIZE (64104) 21648	EA		8									28	1
P F 00832	6110-810-4701	WIRE ASSEMBLY: PRIMARY LEAD (64104) 0158591	EA		1	*	*	*	*	*	*	2		36	4
X1 00833		WIRE: PRIMARY LEAD, 14 GA, 50 FT LG (64104) 158612A	EA		1										
X1 00834	5940-155-9670	TERMINAL LUG (64104) Y18984A	EA		1										
X1 00835		NUT, RETAINING: TERMINAL LUG (64104) 152244	EA		1										
00836		0603 - STARTING MOTOR													
0 00836A	5306-089-6931	BOLT, MACHINE: STARTER MTG, 3/8-16 THD SIZE, 1 IN. LG (64104) 21348	EA		3									31	9
P O 00837	2920-367-4804	CABLE ASSEMBLY: STARTER TO SWITCH (64104) 0117199	EA		1	2	2	4	2	2	4	50	90	31	4
P O 00838	2920-367-4804	CABLE ASSEMBLY: STARTER TO GROUND (64104) 0117199	EA		1	2	2	4	2	2	4	50	90	31	10
P O 00839	2920-540-7274	STARTER, ENGINE, ELECTRICAL (16764) 1113032 (INCLUDES COMPONENTS OF PARTS KIT, STOCK No. 2920-708-9529)	EA		1	2	2	2	2	2	2	25	40	31	7
X2F 00840		ARMATURE (16764) 1934527	EA		1									30	29
X20 00841	2920-737-4449	COVER, ELECTRICAL (16764) 1913970	EA		1									31	12
0 00842	5305-273-3973	SCREW, MACHINE: BAND COVER (16764) 453479	EA		1									31	1
P F 00843	5306-880-9801	BOLT, THRU: DRIVE END, 5/16-18 THD SIZE, 7 3/4 IN. LG (16764) 1933755	EA		2	*	*	*	*	*	*	5		30	11

(1) SMR CODE INDEX NO.	(2) FEDERAL STOCK NUMBER	(3) DESCRIPTION REFERENCE NO. & MFR. CODE USABLE ON CODE	(4) UNIT OF ISSUE	(5) QTY INC IN UNIT PACK	(6) QTY INC IN UNIT	(7) 30 DAY DS MAINT ALLOWANCE			(8) 30-DAY CS MAINT ALLOWANCE			(9) 1-YR ALW PER 100 EQUIP CNTGCV	(10) DEPOT MAINT ALW- PER 100 EQUIP	(11) ILLUS- TRATION	
						(a)	(b)	(c)	(a)	(b)	(c)			(a)	(b)
						1-20	21-50	51-100	1-20	21-50	51-100			FIG NO.	ITEM NO.
X2F 00844		FRAME: COMMUTATOR END, FRAME AND PIN (16764) 1934518	EA		1									30	36
X2F 00845	2920-375-0449	PIN, STRAIGHT, HEADLESS: BRUSH HOLDER HINGE INSULATOR (16764) 1904426	EA		4									30	37
P F 00846	2920-375-0448	PIN, STRAIGHT, HEADLESS: BRUSH HOLDER STOP (16764) 1904428	EA		4	2	2	2	2	2	2	24	10	30	38
P F 00847	5315-276-4746	PIN, STRAIGHT, HEADLESS: FRAME TO CASE (16764) 1914853	EA		1	*	*	2	*	*	2	6	10	30	39
P F 00848	5340-286-6583	PLUG, EXPANSION: FRAME END (16764) 1914854	EA		1	2	4	8	2	4	8	90	100	30	16
P F 00849	4730-011-8831	PLUG, PIPE: COMMUTATOR END (16764) 118831	EA		1	*	*	2	*	*	2	6	10	30	18
P F 00850	2920-291-9771	WICK, OIL: COMMUTATOR END (16764) 1909560	EA		1	2	4	8	2	4	8	90	100	30	17
P F 00851	5977-789-2009	HOLDER, BRUSH (16764) 1933750	EA		4	*	*	2	*	*	2	10	24	30	19
X2F 00852		HOUSING, MOTOR DRIVE (16764) 1925968	EA		1									30	2
P F 00853	5970-774-9084	INSULATOR: TERMINAL STUD, COMMUTATOR END (16764) 1934523	EA		1	*	*	*	*	*	*	5		30	24
P F 00854	5315-616-5525	KEY, WOODRUFF: DRIVE END (16764) 453325	EA		1	*	*	*	*	*	*	2		30	40
P F 00855	2920-779-0149	LEAD, BRUSH (16764) 1934517	EA		2	*	*	*	*	*	*	4		30	25
P F 00856	5940-789-6610	STUD, TERMINAL: BRUSH LEAD (16764) 1960244	EA		1	*	*	*	*	*	*	4		30	26
P F 00857	6150-653-0250	LEAD ASSEMBLY: BRUSH JUMPER (16764) 1934521	EA		1	*	*	*	*	*	*	5		30	9
O 00858	5310-045-1519	NUT, PLAIN, HEXAGON: TERMINAL STUD (16764) 134569	EA		1									31	5

(1) SMR CODE INDEX NO.	(2) FEDERAL STOCK NUMBER	(3) DESCRIPTION REFERENCE NO. & MFR. CODE USABLE ON CODE	(4) UNIT OF ISSUE	(5) QTY INC IN UNIT PACK	(6) QTY INC IN UNIT	(7) 30-DAY DS MAINT ALLOWANCE			(8) 30-DAY GS MAINT ALLOWANCE			(9) 1-YR ALW PER 100 EQUIP CNTGCV	(10) DEPOT MAINT ALW- PER 100 EQUIP	(11) ILLUS- TRATION	
						(a)	(b)	(c)	(a)	(b)	(c)			(a)	(b)
						1-20	21-50	51-100	1-20	21-50	51-100			FIG NO.	ITEM NO
F 00859	5310-268-7271	NUT, PLAIN, HEXAGON: TERMINAL STUD (16764) 1904419	EA		2									30	13
O 00860	5310-045-1519	NUT, PLAIN, HEXAGON: TERMINAL STUD (16764) 134569	EA		2									31	11
F 00861	5315-276-4778	PIN, STRAIGHT, HEADLESS: DRIVE END (16764) 1914843	EA		1									30	35
X2F 00862	2920-991-3571	RETAINER: CENTER BEARING (16764) 1933732	EA		1									30	6
F 00863	5305-880-9792	SCREW, MACHINE: BRUSH ATTACHING, No. 10-32 THD SIZE, 1/2 IN. LG (16764) 273531	EA		4									31	3
F 00864	5305-619-4862	SCREW, MACHINE: BRUSH LEAD ATTACHING TO FIELD COIL, No. 10-32 THD SIZE, 5/16 IN. LG (16764) 1933747	EA		1									30	7
F 00865	5305-880-9793	SCREW, MACHINE: RETAINER ATTACHING, CENTER BEARING, No. 10-32 THD SIZE, 1/4 IN. LG (16764) 453320	EA		2									30	34
P F 00866	2920-353-9741	SHAFT, DRIVE (16764) 1908059	EA		1	2	2	2	2	2	2	25	90	30	3
F 00867	5306-274-5586	BOLT, MACHINE: DRIVE HEAD SPRING SHAFT, 3/8-24 THD SIZE, 7/8 IN. LG (16764) 1905954	EA		1									30	31
X1 00868		GEAR, DRIVE (16764) 1908741	EA		1										
F 00869	5305-207-2225	SETSCREW: DRIVE HEAD SPRING (16764) 1905955	EA		1									30	32
X1 00870	2920-428-4405	SLEEVE, DRIVE (16764) 1905970	EA		1										
X1 00871		SLEEVE, DRIVE HEAD (16764) 1905952	EA		1									30	5
X1 00872	2920-353-4408	SPRING, HELICAL TORSION: DRIVE END HEAD (16764) 1905959	EA		1									30	4

(1) SMR CODE INDEX NO.	(2) FEDERAL STOCK NUMBER	(3) DESCRIPTION REFERENCE NO. & MFP. CODE USABLE ON CODE	(4) UNIT OF ISSUE	(5) QTY INC IN UNIT PACK	(6) QTY INC IN UNIT	(7) 30-DAY DS MAINT ALLOWANCE			(8) 30-DAY GS MAINT ALLOWANCE			(9) 1-YR ALW PER 100 EQUIP CNTGCT	(10) DEPCT MAINT ALW- PER 100 EQUIP	(11) ILLUS- TRATION	
						(a)	(b)	(c)	(a)	(b)	(c)			(a)	(b)
						1-20	21-50	51-100	1-20	21-50	51-100			FIG NO.	ITEM NO.
X1 00873	5310-282-0483	WASHER, KEY: DRIVE SPRING SCREWS (16764) 1902736	EA		2									30	30
X1 00874		SHOE, POLE (16764) 1934525	EA		4									30	41
X2F 00875	4310-614-9461	STUD, TERMINAL WITH CLIP (16764) 1933879	EA		1										
P F 00876	5310-269-5958	WASHER, FLAT: TERMINAL STUD (16764) 1905154	EA		2	*	*	*	*	*	*	4		30	45
P F 00877	5310-045-3296	WASHER, LOCK: BRUSH LEAD ATTACHING TO FIELD COIL (16764) 453296	EA		4	*	*	*	*	*	*	5		30	8
P F 00878	5310-949-9298	WASHER, LOCK: RETAINER ATTACHING SCREW (16764) 1962276	EA		2	*	*	*	*	*	*	5		30	33
P O 00879	5310-045-3297	WASHER, LOCK: TERMINAL STUD, COMMUTATOR END (16764) 453297	EA		2	2	4	8	2	4	8	90	50	31	6
P F 00880	5330-282-7566	WASHER, NONMETALLIC: TERMINAL STUD, COMMUTATOR END (16764) 1913958	EA		1	*	*	*	*	*	*	5		30	22
P F 00881	5310-428-6528	WASHER, SPACER: CENTER BEARING (16764) 1913967	EA		1	*	*	*	*	*	*	5		30	23
F 00882	5310-012-0214	WASHER, LOCK: THRU BOLT (16764) 453467	EA		2									30	12
X2F 00883	2920-529-6972	WINDING ASSEMBLY: 4 COILS (16764) 1934526	EA		1									30	15
X1 00884		STUD, TERMINAL (16764) 1931790	EA		1									30	43
P F 00885	2920-708-9529	PARTS KIT: STARTING MOTOR (16764) 1944179	EA		1	2	3	5	2	3	5	100	60		
X1 00886	2920-358-6421	BEARING, SLEEVE: DRIVE END HOUSING (1) (16764) 826462	EA		0										
X1 00887	2920-288-1051	BEARING, SLEEVE: COMMUTATOR END (16764) 1872678	EA		1									30	21

(1) SMR CODE INDEX NO.	(2) FEDERAL STOCK NUMBER	(3) DESCRIPTION REFERENCE NO. & MFR. CODE USABLE ON CODE	(4) UNIT OF ISSUE	(5) QTY INC IN UNIT PACK	(6) QTY INC IN UNIT	(7) 30-DAY DS MAINT ALLOWANCE			(8) 30-DAY GS MAINT ALLOWANCE			(9) 1-YR ALW PER 100 EQUIP CNCY	(10) DEPOT MAINT ALW- PER 100 EQUIP	(11) ILLUS- TRATION	
						(a)	(b)	(c)	(a)	(b)	(c)			(a)	(b)
						1-20	21-50	51-100	1-20	21-50	51-100			FIG NO	ITEM NO
X1 00888	8120-516-7678	BEARING, SLEEVE: CENTER BEARING (16764) 820148	EA		1									30	27
X1 00889	2920-288-2768	BEARING, SLEEVE: DRIVE END (16764) 812410	EA		1									30	1
P F 00890	5977-660-8361	BRUSH: STARTING MOTOR (16764) 1906963	EA		4	4	7	14	4	7	14	168	400	31	2
P F 00891	2920-737-3225	INSULATOR, FIELD WINDING: COMMUTATOR END (16764) 1914873	EA			2	2	2	2	2	2	25	90		
X20 00892	2920-980-2142	INSULATOR: TERMINAL STUD BUSHING (16764) 1931783	EA		1									30	14
X2F 00893	5305-428-6527	SCREW, MACHINE: POLE SHOE (16764) 1913960	EA		2									30	10
P F 00894	2920-249-8287	SPRING, HELICAL TORSION: BRUSH (1) (16764) 1855685	EA		4	*	*	2	*	*	2	6	10	30	20
P F 00895	5310-178-9612	WASHER, FLAT: COMMUTATOR END (16764) 1914842	EA		1	*	*	*	*	*	*	5	1	30	22
P F 00896	5310-428-6525	WASHER, FLAT: CENTER BEARING AND ARMATURE (16764) 1913967	EA		1	*	*	*	*	*	*	5		30	28
F 00897	5310-044-6211	WASHER, INSULATOR: TERMINAL STUD, COMMUTATOR END (16764) 1919742	EA		3									30	14
F 00898	5330-291-4619	WASHER, NONMETALLIC: FIBER (4) (16764) 821453	EA		0										
O 00899	5310-261-7340	WASHER, LOCK: STARTER MTG BOLT, 3/8 IN. BOLT SIZE (64104) 21052	EA		3									31	8
00900		0605- IGNITION COMPONENTS													
P O 00901	2920-807-7289	CABLE SET: MAGNETO (SET OF 6 CABLES) (64104) 162872	EA		1	2	4	8	2	4	8	90	100	35	
XI 00901A		CABLE ASSEMBLY, MAGNETO: No. 1 CYLINDER	EA		1									35	18

(1) SMR CODE INDEX NO.	(2) FEDERAL STOCK NUMBER	(3) DESCRIPTION REFERENCE NO. & MFR. CODE	(4) UNIT OF ISSUE	(5) QTY INC IN UNIT PACK	(6) QTY INC IN UNIT	(7) 30-DAY DS MAINT ALLOWANCE			(8) 30-DAY GS MAINT ALLOWANCE			(9) 1-YR ALW PER 100 EQUIP CNTGCV	(10) DEPOT MAINT ALW- PER 100 EQUIP	(11) ILLUS- TRATION	
						(a)	(b)	(c)	(a)	(b)	(c)			(a)	(b)
						1-20	21-50	51-100	1-20	21-50	51-100			FIG NO.	ITEM NO
X1 00902		CABLE ASSEMBLY, MAGNETO: No. 2 CYLINDER	EA		1									35	19
X1 00903		CABLE ASSEMBLY, MAGNETO: No. 3 CYLINDER	EA		1									35	20
X1 00904		CABLE ASSEMBLY, MAGNETO: No. 4 CYLINDER	EA		1									35	21
X1 00905		CABLE ASSEMBLY, MAGNETO: No. 5 CYLINDER	EA		1									35	22
X1 00906		CABLE ASSEMBLY, MAGNETO: No. 6 CYLINDER	EA		1									35	23
X2F 00908	2920-309-9096	CLAMP: MAGNETO DRIVE BLOCK ATTACHING, DISTRIBUTOR (64104) 116294	EA		2									35	27
X2F 00909	4730-534-0428	COUPLING, PIPE: MAGNETO OIL LINE (64104) 87106	EA		1									35	1
P F 00910	2920-810-4702	DRIVE ASSEMBLY; MAGNETO (64104) E151805	EA			*	*	*	*	*	*	2		35	4
F 00911	5306-012-2007	BOLT, MACHINE: COVER TO BODY ATTACHING, MAGNETO DRIVE 5/16-18 THD SIZE, 3/4 IN. LG (64104) 21310	EA		12									32	5
X1 00912		COVER AND BODY ASSEMBLY: MAGNETO DRIVE (64104) A151806	EA		1									32	
P F. 00913	2920-779-0205	COVER ASSEMBLY (64104) 0151806	EA		1	*	*	*	*	*	*	2		32	
X1 00914		BUSHINGS: COVER (64104) 151885	EA		1									32	19
X1 00915		COVER (64104) 151806	EA		1									32	18
X2F 00916		CASE ASSEMBLY, GEAR (64104) 0151805	EA		1									32	
X1 00917		CASE, GEAR (64104) 151805	EA		1									32	7

(1) SMR CODE INDEX NO.	(2) FEDERAL STOCK NUMBER	(3) DESCRIPTION REFERENCE NO. & MFR. CODE USABLE ON CODE		(4) UNIT OF ISSUE	(5) QTY INC IN UNIT PACK	(6) QTY INC IN UNIT	(7) 30-DAY DS MAINT ALLOWANCE			(8) 30-DAY GS MAINT ALLOWANCE			(9) 1-YR ALW PER 100 EQUIP CNTGCT	(10) DEPOT MAINT ALW- PER 100 EQUIP	(11) ILLUS- TRATION	
							(a)	(b)	(c)	(a)	(b)	(c)			(a)	(b)
							1-20	21-50	51-100	1-20	21-50	51-100			FIG NO.	ITEM NO
X1 00918		BUSHING (64104) 105087		EA		2									32	8
X1 00919		BUSHING (64104) 151889		EA											32	12
F 00920	5315-044-3769	PIN, STRAIGHT, HEADLESS: COVER TO BODY, 1/4 IN. DIA, 9/16 IN. LG (64104) 150087		EA		2									32	15
X1 00921	5340-050-1593	PLUG, EXPANSION (64104) 8295		EA		1									32	16
X1 00922	2805-790-3430	GASKET: MAGNETO DRIVE HOUSING (64104) 151859 (COMPONENT OF PARTS KIT, STOCK No. 2815-620-6093, SEE GROUP 0100)		EA		1									32	17
X2F 00923	2805-790-3431	SHAFT AND GEAR ASSEMBLY (64104) 0151890		EA		1									32	
X1 00924		GEAR (64104) 151890		EA		1									32	9
F 00925	5315-715-1699	KEY, WOODRUFF (64104) 21002		EA		1									32	10
X1 00926		SHAFT (64104) 151892		EA		1									32	11
X2F 00927	2805-791-5260	GEAR ASSEMBLY: MAGNETO DRIVE SHAFT (64104) 0151891		EA		1									32	
X2F 00928		COLLAR: MAGNETO DRIVE (64104) 151894		EA		1									32	4
X1 00929		GEAR (64104) 151891		EA		1									32	3
F 00930	5315-012-4542	KEY, WOODRUFF: GEAR TO SHAFT, No. 2 (64104) 21001		EA		1									32	2
X1 00931		SHAFT (64104) 151893		EA		1									32	1

(1) SMR CODE INDEX NO.	(2) FEDERAL STOCK NUMBER	(3) DESCRIPTION REFERENCE NO. & MFR. CODE USABLE ON CODE	(4) UNIT OF ISSUE	(5) QTY INC IN UNIT PACK	(6) QTY INC IN UNIT	(7) 30-DAY DS MAINT ALLOWANCE			(8) 30-DAY GS MAINT ALLOWANCE			(9) 1-YR ALW PER 100 EQUIP ONTGCT	(10) DEPOT MAINT ALW- PER 100 EQUIP	(11) ILLUS- TRATION	
						(a)	(b)	(c)	(a)	(b)	(c)			(a)	(b)
						1-20	21-50	51-100	1-20	21-50	51-100			FIG NO.	ITEM NO
P F 00932	3020-871-6878	GEAR: MAGNETO DRIVE (64104) 161514	EA		1	*	*	*	*	*	*	2		32	13
X2F 00933	2920-779-0215	PIN, SPRING: DRIVE GEAR TO SHAFT (64104) 26950	EA		1									32	14
F 00934	5310-013-8485	WASHER, LOCK: COVER TO GEAR CASE ATTACHING (64104) 21819	EA		6									32	6
F 00935	4730-277-8269	ELBOW, PIPE TO TUBE: MAGNETO OIL LINE, 1/8 IN. NPT (64104) 73018A	EA		2									35	3
P O 00936	5330-169-7144	GASKET (64104) 116292A	EA		1	2	4	8	2	4	8	90	100		
X1 00937	2920-340-5169	GASKET: MAGNETO MTG (64104) 73904 (COMPONENT OF PARTS KIT, Stock No. 2815-620-6093, SEE GROUP 0100)	EA		1									35	6
P O 00938	4720-790-3392	LINE ASSEMBLY, OIL: CRANKCASE TO MAGNETO DRIVE (64104) 0152471	EA		1	*	*	*	*	*	*	3	6	35	2
P F 00939	2920-779-0225	MAGNETO AND CABLE ASSEMBLY (64104) 060507	EA		1	*	*	*	*	*	*	1		35	
P O 00940	2920-791-5261	MAGNETO ASSEMBLY (82796) FME688M (INCLUDES COMPONENTS OF REPAIR KIT, Stock No. 2920-803-6155)	EA		1	2	2	2	2	2	2	25	90	35	7
P F 00941	2920-603-5013	BEARING, BALL, ANNULAR: ROTOR CAM END (82796) A5949A	EA		1	2	2	4	2	2	4	50	90	34	18
P F 00942	3110-156-6705	BEARING, BALL, ANNULAR: ROTOR DRIVE END (82796) B5949	EA		1	2	2	4	2	2	4	50	90	34	11
P F 00943	3110-157-0200	BEARING, BALL, ANNULAR: DISTRIBUTOR GEAR SHAFT (82796) A5949C	EA		1	2	2	4	2	2	4	50	90	34	22
X1 00944		BLOCK, DISTRIBUTOR (82796) X2474X	EA		1									33	8
X20 00945		CAP, END (82796) JX243GA	EA		1									33	5

(1) SMR CODE INDEX NO.	(2) FEDERAL STOCK NUMBER	(3) DESCRIPTION REFERENCE NO. & MFR. CODE USABLE ON CODE		(4) UNIT OF ISSUE	(5) QTY INC IN UNIT PACK	(6) QTY INC IN UNIT	(7) 30-DAY DS MAINT ALLOWANCE			(8) 30-DAY GS MAINT ALLOWANCE			(9) 1-YR ALW PER 100 EQUIP CNTGCTY	(10) DEPOT MAINT ALW- PER 100 EQUIP	(11) ILLUS- TRATION	
							(a)	(b)	(c)	(a)	(b)	(c)			(a)	(b)
							1-20	21-50	51-100	1-20	21-50	51-100			FIG NO.	ITEM NO
F 00946	2920-986-1999	CLIP, SPRING, ROTOR, DISTRIBUTOR (82796) A2766	EA		1										33	14
X1 00947	2920-390-3330	COIL, MAGNETO (82796) P2477C	EA		1										34	14
P F 00948	2920-696-4494	COUPLING, IMPULSE: MAGNETO (82796) VZZ563C37DEG	EA		1	*	*	*	*	*	*	2			34	
X1 00949		HUB ASSEMBLY: CLOCKWISE (82796) S2563	EA		1										34	30
X1 00950		PAWL, COUPLING (82796) Q2566	EA		2										34	
X1 00951		SHELL, COUPLING (82796) CX5957	EA		1										34	1
X1 00952		SPRING, PAWL LOCK (82796) A1598J	EA		1										34	
X1 00953	5340-060-9974	SPRING, HELICAL, TORSION: IMPULSE HUB (82796) T5963	EA		2										34	4
X1 00954	2920-354-0741	SPRING, SPIRAL, TORSION: IMPULSE COUPLING (82796) D2565	EA		1										34	31
X2F 00955		COVER, HORIZONTAL, OUTLET (82796) D800A	EA		1										33	10
X1 00956	2920-366-7153	COVER VENT: HOUSING AND CAP (82796) A1232	EA		4										33	3
P O 00957	2920-641-0674	GASKET: COVER AND END CAP, LEAD (82796) D682A	EA		1	2	4	8	2	4	8	90	100	33	9	
P F 00959	2920-428-7586	GEAR, SPUR: ROTOR, 15 TEETH (82796) E5952	EA			2	2	4	2	2	4	50	90	34	16	
P F 00960		HOLDER, ASSEMBLY: CAM WICK (82796) H2788	EA		1	*	*	*	*	*	*	5			35	13
X1 00961		HOUSING, MAGNETO (82796) ZZ2425	EA		1										34	8

(1) SMR CODE INDEX NO.	(2) FEDERAL STOCK NUMBER	(3) DESCRIPTION REFERENCE NO. & MFR. CODE USABLE ON CODE	UNIT OF ISSUE	(5) QTY INC IN UNIT PACK	(6) QTY INC IN UNIT	(7) 30-DAY DS MAINT. ALLOWANCE			(8) 30-DAY GS MAINT. ALLOWANCE			(9) 1-YR ALW PER 100 EQUIP CNTGTY	(10) DEPOT MAINT ALW. PER 100 EQUIP	(11) ILLUS- TRATION	
						(a)	(b)	(c)	(a)	(b)	(c)			(a)	(b)
						1-20	21-50	51-100	1-20	21-50	51-100			FIG NO.	ITEM NO.
P F 00962	5315-616-5514	KEY, WOODRUFF: ROTOR SHAFT TO IMPULSE COUPLING (82796) 3K1	EA		1	2	2	4	2	2	4	50	90	34	27
P F 00963	2920-356-1221	SEAL, PLAIN, MAGNETO SHAFT: DRIVE END (82796) G3861	EA		1	2	4	8	2	4	8	90	100	34	6
P F 00965	5340-354-0729	SPACER, RING: BEARING (82796) A2665E	EA		1	2	2	4	2	2	4	50	90		
P F 00966	2920-574-9271	NUT, SLEEVE, COUPLING: 3/8-16 THD. SIZE, 5/32 IN. LG (82796) U2570	EA		1	*	*	*	*	*	*	2		34	2
P F 00967	5315-276-5213	PIN, STRAIGHT, HEADLESS: ROTOR GEAR (82796) D2533	EA		1	2	2	4	2	2	4	50	90	34	19
P F 00968	5315-281-8031	PIN: COUPLING PAWL STOP (82796) S2568	EA		1	2	2	4	2	2	4	50	90	34	29
P F 00969	5315-276-0213	PIN, STRAIGHT, HEADLESS: END CAP TO HOUSING, 1/8 IN. DIA, 1/2 IN. LG (82796) G2533	EA		2	2	2	4	2	2	4	50	90	34	10
X20 00970		PLATE, IDENTIFICATION (82796) A195	EA		1	SEE GRP 2210									
P F 00971	2920-606-8935	SUPPRESSOR, ASSEMBLY (82796) E983B	EA		1	2	2	4	2	2	4	50	90	33	6
P O 00972	2920-047-2689	ROTOR, MAGNETO (82796) Z2765X	EA		1	2	2	4	2	2	4	50	90	35	32
P O 00973	2920-779-0271	ROTOR, MAGNETIC (82796) C22480	EA		1	2	2	4	2	2	4	48	50	34	15
P O 00974	2920-366-7165	SCREEN, VENT: END CAP AND HOUSING (82796) A6032A	EA		4	*	*	*	*	*	*	5		33	4
F 00974A	5305-011-0590	SCREW, ASSEMBLED WASHER: END CAP TO FRAME (82796) 10S10D	EA		2									33	15
P F 00975	5305-655-9502	SCREW, ASSEMBLED WASHER: BREAKER ARM TERMINAL AND CONTACT SUPPORT LOCKING (82796) 6S6U	EA		2	2	2	4	2	2	4	90	100	35	10

(1) SMR CODE INDEX NO	(2) FEDERAL STOCK NUMBER	(3) DESCRIPTION REFERENCE NO & MFR CODE USABLE ON CODE		(4) UNIT OF ISSUE	(5) QTY INC IN UNIT PACK	(6) QTY INC IN UNIT	(7) 30-DAY DS MAINT ALLOWANCE			(8) 30-DAY GS MAINT ALLOWANCE			(9) 1-YR ALW PER 100 EQUIP CNTGCT	(10) DEPOT MAINT ALW- PER 100 EQUIP	(11) ILLUS- TRATION	
							(a)	(b)	(c)	(a)	(b)	(c)			(a)	(b)
							1-20	21-50	51-100	1-20	21-50	51-100			FIG NO	ITEM NO
P F 00976	5310-045-1626	SCREW, ASSEMBLED WASHER: CONTACT SUPPORT LOCKING (82796) 8S6U		EA		1	2	2	4	2	2	4	50	90	35	15
F 00977	5305-043-6663	SCREW, MACHINE: TERMINAL, No. 6-32 THD SIZE, 3/8 IN. LG (82796) 6S6Z		EA		1										
P F 00978	5305-354-0767	SCREW, ASSEMBLED WASHER: END CAP COVER, No. 8-32 THD SIZE, 1/2 IN. LG (82796) 8S8D		EA		1	2	4	8	2	4	8	90	100	33	11
F 00979	5305-354-0767	SCREW, MACHINE: SUPPORT BEARING, No. 8-32 THD SIZE, 1/2 IN. LG (82796) 8S8D		EA		3									34	23
O 00980	9510-266-9268	SCREW, ASSEMBLED WASHER: CONDENSER MTG, No. 6-32 THD SIZE, 3/8 IN. LG (82796) 6S6D		EA		2									35	24
F 00981	5305-017-3260	SCREW, ASSEMBLED WASHER: DISTRIBUTOR BLOCK ATTACHING, No. 8-32 THD SIZE, 9/16 IN. LG (82796) 8S9D		EA		4									33	12
O 00982	5305-638-5684	SCREW, MACHINE: VENT COVER ATTACHING, No. 6-32 THD SIZE, 3/8 IN. LG (82796) 6S6N		EA		4									33	2
P F 00983	5305-680-5805	SETSCREW: COIL BRIDGE, No. 4-20 THD SIZE, 5/8 IN. LG (82796) 25SS10A		EA		2	2	4	8	2	4	8	90	100	34	9
P F 00984	2920-333-5352	SHAFT AND GEAR, MAGNETO ROTOR: DISTRIBUTOR (82796) BX5939X		EA		1	2	2	4	2	2	4	50	90	34	26
P F 00985	2920-358-7945	SPACER, BEARING: ROTOR SHAFT (82796) C2723		EA		1	2	4	8	2	4	8	90	100	34	17
P F 00986	2920-376-8345	SPRING, FLAT: PRIMARY GROUND (82796) H2513		EA		1	2	2	4	2	2	4	50	90	35	11
X2F 00987	2920-376-8349	SUPPORT, ASSEMBLY: MAGNETO BEARING (82796) Z4631		EA		1									34	25
P F 00988	5310-221-3153	WASHER, FLAT: LOCKING PLATE SCREW, No. 8 SCREW SIZE (82796) 8S969		EA		1	2	2	4	2	2	4	50	90	34	32

(1) SMR CODE INDEX NO	(2) FEDERAL STOCK NUMBER	(3) DESCRIPTION REFERENCE NO & MFR CODE USABLE ON CODE	(4) UNIT OF ISSUE	(5) QTY INC IN UNIT PACK	(6) QTY INC IN UNIT	(7) 30-DAY DS MAINT ALLOWANCE				(8) 30-DAY GS MAINT ALLOWANCE				(9) 1 YR ALW FOR 100 EQUIP ENTGRY	(10) DEPOT MAINT ALW- FOR 100 EQUIP	(11) ILLUS- TRATION					
						(a)	(b)	(c)	(d)	(e)	(f)	(g)	(h)			(i)	(j)	(k)	(l)	(m)	(n)
P F 00989	5310-270-2172	WASHER, FLAT: POINT PLATE LOCKING, No. 6 SCREW SIZE (82796) D2458	EA		1	2	4	8	2	4	8	90	100	35	33						
F 00990	5310-017-1528	WASHER, KEY: COUPLING NUT (82796) A5931B	EA		1									34	3						
F 00991	5310-044-6143	WASHER, LOCK BEARING SUPPORT SCREW, No. 8 SCREW SIZE	EA		3									34	24						
P F 00992	2920-354-0750	WICK. BREAKER ARM (82796) G2788	EA		1	2	2	4	2	2	4	50	90	35	14						
F 00993	5310-877-4947	NUT, PLAIN, HEXAGON. 1/4-20 THD SIZE (64104) 21178	EA		1																
F 00994	5310-022-5831	NUT, PLAIN, HEXAGON: MAGNETO MTG SCREW, 3/8-24 THD SIZE (64104) 21194	EA		2									35	9						
P O 00995	2920-810-7082	PLUG, SPARK (11583) XMD21	EA		6	75	50	300	75	150	300	999	600	35	17						
F 00996	5307-017-1537	STUD, PLAIN: MAGNETO MTG (64104) B291B	EA		2									35	5						
O 00997	5310-964-3648	WASHER, LOCK: MAGNETO MTG STUD, 3/8 IN. SCREW SIZE (64104) 21650	EA		2									35	8						
P F 00998	2920-779-0273	KIT, REPAIR, MAGNETO (82796) SK65-10032031	EA		1	2	4	8	2	4	8	100	192								
P F 00999	5977-733-8753	BRUSH, ELECTRICAL CONTACT AND SPRING: CENTER (82796) E2460B	EA		1	2	2	4	2	2	4	50	90	33	13						
F 01000	5910-976-0894	CONDENSER: NFT 201-1 (82796) HX2433	EA		1	2	2	4	2	2	4	50	90	35	20						
G 01001	2920-142-0888	CONTACT SET: DISTRIBUTOR (82796) A2437AX	EA		1	2	4	8	2	4	8	100	192	35	12						
P O 01002	2920-354-0758	GASKET: CAP TO BODY (82796) M2498	EA		1	2	4	8	2	4	8	90	100	33	1						
P F 01003	5330-141-4967	GASKET CORK (1) (82796) A6304	EA		1	2	4	8	2	4	8	90	100	34	13						

(1) SMR CODE INDEX NO	(2) FEDERAL STOCK NUMBER	(3) DESCRIPTION REFERENCE NO & MFR CODE USABLE ON CODE		(4) UNIT OF ISSUE	(5) QTY INC IN UNIT PACK	(6) QTY INC IN UNIT	(7) 30-DAY DS MAINT ALLOWANCE			(8) 30-DAY GS MAINT ALLOWANCE			(9) 1-YR ALW PER 100 EQUIP ONTGCT	(10) DEPOT MAINT ALW- PER 100 EQUIP	(11) ILLUS- TRATION	
							(a)	(b)	(c)	(a)	(b)	(c)			(a)	(b)
							1-20	21-50	51-100	1-20	21-50	51-100			FIG NO	ITEM NO
X1 01004	5970-656-7335	INSULATOR: DISTRIBUTOR LEAD ROD (82796) D1182		EA		1									33	7
P F 01005	5330-839-6106	PACKING, PREFORMED SEAL: CONDENSER TO CAP (82796) P2473		EA		1	2	4	8	2	4	8	90	100	35	26
P F 01006	5340-428-7565	RING, RETAINING: BEARING TO SHAFT (82796) C1498		EA		1	2	2	4	2	2	4	50	90	34	20
P F 01007	5340-205-5132	RING, RETAINING: DRIVE GEAR TO SUPPORT (82796) A1498A		EA		1	2	2	4	2	2	4	50	90	34	21
P F 01008	5315-579-7203	RING, RETAINING: SNAP PIN FULCRUM (82796) C1498G		EA		1	2	2	4	2	2	4	50	90	35	16
O 01009	5305-011-0502	SCREW, CAP, SLOTTED HEAD: END CAP ATTACHING, No. 10-24 THD SIZE, 3/4 IN. LG (82796) 10S12D		EA		4									35	31
O 01010	5305-880-9791	SCREW, CAP, SLOTTED HEAD: END CAP, No. 10-24 THD SIZE, 1 3/8 IN. LG (82796) 10S22D		EA		1									34	28
P F 01011	2920-358-7945	SHIM, THRUST BEARING (82796) C2723		EA		2	2	4	8	2	4	8	90	100	34	12
P F 01012	5310-205-7981	WASHER, FLAT: ROTOR DRIVE AND SEAL (82796) A2492C		EA		1	2	4	8	2	4	8	90	100	34	5
P F 01013	5310-095-3933	WASHER, FLAT: ROTOR DRIVE END (82796) A2492A		EA		1	2	4	8	2	4	8	90	100	34	7
F 01014	5305-880-9799	SCREW, CAP, HEXAGON HEAD: DRIVE ASSEMBLY TO ENGINE (64104) 21351		EA		2									35	29
F 01015	5307-017-1537	STUD, PLAIN: MAGNETO MTG, 3/8-16 THD SIZE, OTHER END, 3/8-24 THD SIZE, 1 7/16 IN. LG (64104) B291D		EA		2										
F 01016	5310-688-1762	WASHER, LOCK: DRIVE ASSEMBLY ATTACHING SCREW (64104) 21646		EA		2										
F 01017	5310-012-0382	WASHER, LOCK: DRIVE ASSEMBLY ATTACHING SCREW, 3/8 IN. SCREW SIZE (64104) 21729		EA		3									35	28

(1) SMR CODE INDEX NO	(2) FEDERAL STOCK NUMBER	(3) DESCRIPTION REFERENCE NO & MFR CODE USABLE ON CODE	(4) UNIT OF ISSUE	(5) QTY INC IN UNIT PACK	(6) QTY INC IN UNIT	(7) 30-DAY DS MAINT ALLOWANCE				(8) 30-DAY GS MAINT ALLOWANCE				(9) 1-YR ALW PER 100 EQUIP ENTGRY	(10) DEPOT MAINT ALW- PER 100 EQUIP	(11) ILLUS- TRATION	
						(a)		(b)		(a)		(b)				(a)	(b)
						1	2	3	4	1	2	3	4			FIG NO	TEM NO
01018		0606 ENGINE SAFETY CONTROLS															
P O 01019	5930-789-6714	SWITCH, BATTERY DISCONNECT (64104) 69604	EA		1	2	4	8	2	4	8	90	25	36	23		
P O 01020		SWITCH, SAFETY, BY-PASS (15605) 90-3813	EA		1	2	4	8	2	4	8	90	25	36	16		
01021		06607 - INSTRUMENT OR ENGINE CONTROL PANEL															
P O 01022		AMMETER: ENGINE GENERATOR (57733) 357BM	EA		1	2	2	2	2	2	2	25	90	36	1		
P O 01023	6150-810-4735	CABLE ASSEMBLY, BATTERY: STARTER TO CUTOFF SWITCH (64104) 0151712	EA		1	2	2	4	2	2	4	50	90	36	11		
P O 01024		CABLE ASSEMBLY: OIL GAGE TO WATER GAGE (64104) 0156927	EA		1	2	2	4	2	2	4	50	90	36	13		
X1 01025		WIRE: OIL GAGE TO WATER GAGE (64104) 1521088	EA		1												
X1 01026	5940-155-9670	TERMINAL LUG (64104) Y18984A	EA		2												
X1 01027		CABLE (64104) 25310N	EA		2										36	10	
X1 01028	5940-501-7530	TERMINAL LUG (64104) Y19145	EA		4												
P O 01029	6150-810-4735	CABLE ASSEMBLY: STARTER TO SWITCH (64104) 0151712	EA		1	2	2	4	2	2	4	50	90	36	12		
X1 01030		WIRE: STARTER CABLE (64104) 25380W	EA		1												
X1 01031		TERMINAL: STARTER CABLE (64104) Y18994A	EA		1												
X1 01032		TERMINAL: STARTER CABLE (64104) Y18994C	EA		1												

(1) SMR CODE INDEX NO	(2) FEDERAL STOCK NUMBER	(3) DESCRIPTION REFERENCE NO & MFR CODE USABLE ON CODE		(4) UNIT OF ISSUE	(5) QTY INC IN UNIT PACK	(6) QTY INC IN UNIT	(7) 30-DAY DS MAINT ALLOWANCE			(8) 30-DAY GS MAINT ALLOWANCE			(9) 1-YR ALW PER 100 EQUIP ONTGCTY	(10) DEPOT MAINT ALW- PER 100 EQUIP	(11) ILLUS- TRATION	
							(a)	(b)	(c)	(a)	(b)	(c)			(a) FIG NO	(b) ITEM NO
							1-20	21-50	51-100	1-20	21-50	51-100				
P O 01033	6150-810-4737	CABLE, ASSEMBLY GAGE (64104) 0155486		EA		1	2	2	4	2	2	4	50	90	36	14
X1 01034		WIRE, GAGE (64104) 25211V		EA		1										
X1 01035	5940-155-9670	TERMINAL LUG (64104) Y18984A		EA		1										
X20 01036	5940-249-7538	TERMINAL LUG (64104) Y18984B		EA		1										
P O 01037	6680-781-5836	GAGE ASSEMBLY, OIL (64104) E120844		EA		1	2	2	2	2	2	2	25	90	36	2
X1 01038	6620-706-2480	GAGE, OIL (03479) 0-27		EA		1										
X1 01039		SLEEVE (64104) 44935		EA		1										
X1 01040		WIRE (64104) 152108K		EA		1									36	15
P O 01041	6210-229-5202	LIGHT, PANEL (13445) DL5		EA		1	2	2	2	2	2	2	25	90	36	21
P O 01042		BULB: PANEL LIGHT (13445) 303		EA		1	2	4	8	2	4	8	100	192	36	22
O 01043	5310-012-0372	NUT, PLAIN, HEXAGON: GAGE MTG, 1/4-20 THD SIZE (64104) 21273		EA		2										
O 01044	5310-298-8338	NUT, PLAIN, HEXAGON: PANEL MTG SCREW, No. 10-32 THD SIZE (64104) 21264		EA		25										
O 01045	5305-095-4461	SCREW, CAP, HEXAGON HEAD: 1/4-20 THD SIZE, 3/4 IN. LG (64104) 21275		EA		2										
P O 01046	2920-779-0275	SWITCH, STARTER (13445) 9060		EA		1	2	2	2	2	2	2	25	90	36	24
P O 01047		SWITCH, IGNITION (15605) 90-26E1		EA		1	2	2	2	2	2	2	25	90	36	9

(1) SMR CODE INDEX NO	(2) FEDERAL STOCK NUMBER	(3) DESCRIPTION REFERENCE NO & MFR CODE USABLE ON CODE	(4) UNIT OF ISSUE	(5) QTY INC IN UNIT PACK	(6) QTY INC IN UNIT	(7) 70 DAY DS MAINT ALLOWANCE			(8) 30-DAY GS MAINT ALLOWANCE			(9) 1-YR ALW PER 100 EQUIP CATGORY	(10) DEPOT MAINT ALW- PER 100 EQUIP	(11) ILLUS- TRATION		
						(a)	(b)	(c)	(a)	(b)	(c)			(a)	(b)	
						1-20	21-50	51-100	1-20	21-50	51-100			FIG NO	ITEM NO	
O 01048	5905-043-1942	SCREW, CAP, HEXAGON HEAD: PANEL MTG, No. 10-32 THD SIZE, 1/2 IN. LG (64104) 21108	EA		25											
P O 01049	5940-155-9670	TERMINAL LUG (64104) Y18984A	EA		2	*	*	*	*	*	*	5				
O 01050	5310-013-8604	WASHER, LOCK: 1/4 IN. SCREW SIZE (64104) 21050	EA		2											
O 01051	5310-012-1801	WASHER, LOCK, INTERNAL TOOTH: PANEL MTG (64104) 21625	EA		25											
01052		0608 - MISCELLANEOUS ITEMS														
M O 01053		CABLE, ELECTRICAL: RECEPTACLE TO SWITCH, 18 IN. LG MANUFACTURE FROM:	EA		1										37	
P O 01054	5940-705-6730	TERMINAL LUG	EA		1	*	*	2	*	*	2	10	20	37	5	
P O 01055	6145-161-1235	WIRE, ELECTRICAL (18 IN. REQUIRED)	FT			SEE GRP 9501								37	4	
M O 01056		CABLE, ELECTRICAL: RECEPTACLE, 13 IN. LG MANUFACTURE FROM:	EA		1									37		
P O 01057	6145-161-1235	WIRE, ELECTRICAL (13 IN. REQUIRED)	FT			SEE GRP 9501								37	6	
P O 01058	5940-705-6730	TERMINAL LUG	EA		1									37	5	
X20 01059		INSULATOR: SLAVE RECEPTACLE (80684) 7720872	EA		1									37	2	
O 01060	5310-012-0372	NUT, PLAIN, HEXAGON: RECEPTACLE MTG SCP 1/4-20 THD SIZE	EA		4									37	9	
P O 01061	5935-732-1299	RECEPTACLE: BATTERY CHARGING (96906) MS75058	EA		1	*	*	2	*	*	2	10	48	37	1	

(1) SMR CODE INDEX NO	(2) FEDERAL STOCK NUMBER	(3) DESCRIPTION REFERENCE NO & MFR CODE USABLE ON CODE	(4) UNIT OF ISSUE	(5) QTY INC IN UNIT PACK	(6) QTY INC IN UNIT	(7) 30 DAY DS MAINT ALLOWANCE			(8) 30-DAY CS MAINT ALLOWANCE			(9) 1-YR ALW PER 100 EQUIP ENTGCCY	(10) DEPOT MAINT ALW- PER 100 EQUIP	(11) ILLUS- TRATION	
						(a)	(b)	(c)	(a)	(b)	(c)			(a)	(b)
						1	2	5	1-2	2	5			FIG NO	ITEM NO
0 01062	5305-558-3677	SCREW, CAP, HEXAGON: RECEPTACLE MTG, 1/4-20 THD SIZE, 3/4 IN. LG	EA		4									37	11
0 01063	5305-012-1852	SCREW, CAP, HEXAGON HEAD: TERMINAL LUG, 3/8-16 THD SIZE, 1/2 IN. LG	EA		2									37	8
0 01064	5310-017-8556	WASHER, LOCK: TERMINAL LUG, 3/8 IN. I.E.T.	EA		2									37	7
0 01065	5310-013-8604	WASHER, LOCK: RECEPTACLE MTG SCREW, 1/4 IN. SCREW SIZE	EA		4									37	10
01066		0812 - BATTERIES, STORAGE (WET OR DRY)													
P 0 01067	6140-057-2554	BATTERY: 12V (16764) 1890326	EA		2	*	*	*	*	*	*	100	192		
X20 01068		BOX ASSEMBLY, BATTERY (10941) B300-1456	EA		1									38	
X20 01069		BOLT, ANCHOR (10941) A300-1209	EA		2									38	8
X1 01070		BOX, BATTERY (10941) A300-687	EA		1									38	9
X20 01071		COVER, BATTERY (10941) B300-1455	EA		1									38	1
X1 01072		FRAME: BATTERY BOX BOTTOM WELDED TO SKID (10941) B300-1454	EA		1										
X1 01073		FRAME: BATTERY TOP (10941) B300-1204	EA		1									38	6
M 0 01074		RUBBER, SPONGE: 1/2 IN. THK, 1 IN. WIDE MANUFACTURE FROM:	EA		1									38	5
P 0 01075	9320-812-5706	RUBBER, SPONGE	FT			SEE GRP 9501									
X20 01076	5310-149-9130	WASHER, FLAT: ANCHOR BOLT, 3/8 IN. SCREW SIZE	EA		4									38	4

(1) SMR CODE INDEX NO	(2) FEDERAL STOCK NUMBER	(3) DESCRIPTION REFERENCE NO & MFR CODE USABLE ON CODE	(4) UNIT OF ISSUE	(5) QTY INC IN UNIT PACK	(6) QTY INC IN UNIT	(7) 30-DAY DS MAINT ALLOWANCE			(8) 30-DAY GS MAINT ALLOWANCE			(9) 1-YR ALW PER 100 EQUIP CNTGCT	(10) DEPOT MAINT ALW- PER 100 EQUIP	(11) ILLUS- TRATION	
						(a)	(b)	(c)	(a)	(b)	(c)			(a)	(b)
						1-20	21-50	51-100	1-20	21-50	51-100			FIG NO	ITEM NO
0 01077	5310-010-3319	WASHER, LOCK: BATTERY COVER	EA		2									38	3
0 01078	5310-012-6032	WING NUT. BATTERY ANCHOR BOLT, 3/8-16 THD SIZE	EA		4									38	2
P O 01079	6810-249-9354	ELECTROLYTE (5 GAL PER BTL) (81348) FED08801	EA		1	*	*	*	*	*	*	192	400		
M O 01080		CABLE, BATTERY: BATTERY TO STARTER, 9 FT LG MANUFACTURE FROM:	EA		1									38	7
P O 01081	6145-635-7814	CABLE (9 FT REQUIRED)	FT			SEE GRP 9501									
P O 01082	5940-678-9844	TERMINAL LUG: BATTERY END	EA		1	*	*	2	*		2	10	20		
P O 01083	5940-050-6386	TERMINAL LUG: GROUND END	EA		1	*	*	2	*	*	2	10	20		
M O 01084		CABLE, BATTERY: BATTERY TO GROUND, 2 FT LG MANUFACTURE FROM:	EA		1									38	13
P O 01085	6145-635-7814	CABLE (2 FT REQUIRED)	FT			SEE GRP 9501									
P O 01086	5940-678-9844	TERMINAL LUG: BATTERY END	EA		1	REF	REF	REF	REF	REF	REF				
P O 01087	5940-050-6386	TERMINAL LUG: GROUND END	EA		1	REF	REF	REF	REF	REF	REF				
X20 01088	6115-549-6991	CABLE, JUMPER: 12 IN. LG	EA		1									38	15
0 01089	5305-018-0122	SCREW, CAP, HEXAGON HEAD: BATTERY GROUND CABLE, 3/8-16 THD SIZE, 1 IN. LG	EA		1									38	14
0 01090	5305-639-8116	SCREW, CAP, HEXAGON HEAD: CABLE STRAP, 1/4-20 THD SIZE, 1 IN. LG	EA		5									38	12

(1) SMR CODE INDEX NO	(2) FEDERAL STOCK NUMBER	(3) DESCRIPTION REFERENCE NO & MFR CODE USABLE ON CODE	(4) UNIT OF ISSUE	(5) QTY INC IN UNIT PACK	(6) QTY INC IN UNIT	(7) 30 DAY DS MAINT ALLOWANCE			(8) 30-DAY GS MAINT ALLOWANCE			(9) 1-YR ALW PER 100 EQUIP CNTGCT	(10) DEPOT MAINT ALW- PER 100 EQUIP	(11) ILLUS- TRATION	
						(a)	(b)	(c)	(a)	(b)	(c)			(a)	(b)
						1-20	21-50	51-100	1-20	21-50	51-100			FIG NG.	ITEM NO
X20 01091		STRAP, CABLE (59730) 1210	EA		5									38	10
0 01092	5310-012-1637	WASHER, LOCK: CABLE STRAP SCREW, 1/4 IN. SCREW SIZE	EA		6									38	11
0 01093	5310-010-3319	WASHER, LOCK: BATTERY GROUND CABLE, 3/8 IN. SCREW SIZE	EA		1									38	3
01094		0615 - RADIO INTERFERENCE SUPPRESSION													
P 0 01095	2920-392-5178	CONNECTOR, STRAP: MAGNETO GROUND (64104) 0119176	EA		1	*	*	*	*	2	6	10		35	30
X1 01096		TERMINAL (64104) Y19052	EA		2										
X1 01097		SHIELD, METALLIC (64104) 119154G	EA		1										
P 0 01098	6150-643-6447	LEAD ASSEMBLY: REGULATOR TO GROUND (64104) 0120897	EA		1	2	2	2	2	2	2	24	25	28	6
X2F 01099		SHIELDING: REGULATOR (64104) 119154U	EA		1										
X1 01100		TERMINAL (64104) Y19052B	EA		2										
P 0 01101	2920-779-0272	STRAP, BOND: MAGNETO GROUND (64104) 0154559	EA		1	*	*	*	*	*	2	25	90	35	30
01102		GROUP 15 - FRAME, TOWING ATTACHMENTS AND DRAWBARS													
01103		1501 FRAME ASSEMBLY													
X20 01104		BAIL, LIFTING (10941) C6KS18-5	EA		1									39	1
X2H 01105		BASE ASSEMBLY, MAIN (10941) D6KS254-16	EA		1									39	3

(1) SMR CODE INDEX NO	(2) FEDERAL STOCK NUMBER	(3) DESCRIPTION REFERENCE NO & MFR CODE USABLE ON CODE	(4) UNIT OF ISSUE	(5) QTY INC IN UNIT PACK	(6) QTY INC IN UNIT	(7) 30-DAY DS MAINT ALLOWANCE			(8) 30-DAY GS MAINT ALLOWANCE			(9) 1-YR ALW PER 100 EQUIP CNTGCTY	(10) DEPOT MAINT ALW- PER 100 EQUIP	(11) ILLUS- TRATION	
						(a)	(b)	(c)	(a)	(b)	(c)			(a)	(b)
						1-20	21-50	51-100	1-20	21-50	51-100			FIG NO	ITEM NO
0 01106	5310-022-0088	NUT, PLAIN, HEXAGON: LIFTING BAIL TO BASE, 1-8 THD SIZE	EA		8									38	2
0 01107	5310-013-1048	WASHER, LOCK: LIFTING BAIL TO BASE, 1 IN. ID BOLT SIZE	EA		8									39	4
01108		GROUP 18 - BODY, CAB, HOOD AND HULL													
01109		1801 - BODY, CAB, HOOD AND HULL ASSEMBLIES													
0 01110	5306-089-6492	BOLT, MACHINE: ROOF MTO, 5/16-18 THD SIZE, 1/2 IN. LG (64104) 21305	EA		3									40	6
0 01111	5306-638-1459	BOLT, MACHINE, HEXAGON HEAD: HOOD ATTACHING, 5/16-18 THD SIZE, 3/4 IN. LG (64104) 21309	EA		5									40	4
0 01112	5306-089-6930	BOLT, MACHINE: INSTRUMENT PANEL, 3/8-16 THD SIZE, 3/4 IN. LG (64104) 21343	EA		4									36	18
X20 01113		DOOR ASSEMBLY: SIDE (64104) C119817U	EA		2									40	7
X1 01114		DOOR, SIDE (64104) 119817U	EA		2										
P 0 01115	4320-777-8152	FASTENER: SIDE DOOR (64104) A119812	EA		4	*	*	*	*	*	*	5			
X1 01116		FASTENER: SIDE DOOR (64104) 119812	EA		4										
X1 01117		BAR: SIDE DOOR (64104) 168715	EA		4										
X1 01118		RIVET, FLATHEAD: DOOR CATCH, 3/16 x 5/16 (64104) 26028	EA		8										
P 0 01119	5325-011-3751	GROMMET: PANEL (64104) Y6207	EA		1	2	2	4	2	2	4	48	100	36	19
X20 01120		HOOD ASSEMBLY (64104) AA151368H	EA		1									40	5

(1) SMR CODE INDEX NO	(2) FEDERAL STOCK NUMBER	(3) DESCRIPTION REFERENCE NO & MFR CODE USABLE ON CODE		(4) UNIT OF ISSUE	(5) QTY INC IN UNIT PACK	(6) QTY INC IN UNIT	(7) 30-DAY DS MAINT ALLOWANCE			(8) 30-DAY GS MAINT ALLOWANCE			(9) 1-YR ALW PER 100 EQUIP CNTGCTY	(10) DEPOT MAINT ALW- PER 100 EQUIP	(11) ILLUS- TRATION		
							(a)	(b)	(c)	(a)	(b)	(c)			(a)	(b)	
							1-20	21-50	51-100	1-20	21-50	51-100			FIG NO	ITEM NO	
X20 01121		HOOD ASSEMBLY (64104) A151368H		EA		1											
X1 01122		HOOD (64140) 151368H		EA		1											
X1 01123		ANGLE: HOOD SUPPORT (64104) 168802		EA		2											
X1 01124		BRACKET (64104) 169271		EA		2											
X1 01125		BRACKET: HOOD SUPPORT (64104) 168801		EA		3											
X1 01126		BRACKET: HOOD SUPPORT (64104) 168884		EA		1											
X1 01127		BRACKET: HOOD SUPPORT (64104) 168885		EA		1											
X1 01128		NUT, WELD: HOOD ANGLE (64104) 154579D		EA		6											
X20 01129		HOUSING, BRACKET WELDED (64104) 168779		EA		2											
X1 01130		BRACKET: REAR PANEL (64104) 168796		EA		1											
X1 01131		BRACKET: REAR PANEL (64104) 168798		EA		1											
X1 01132		BRACKET: REAR PANEL (64104) 168797		EA		1											
X1 01133		BOX, PANEL (64104) 168800		EA		1											
0 01134	5310-012-0375	NUT, PLAIN, HEXAGON: SIDE RAIL ATTACHING SCREW, 1/4-20 THD SIZE (64104) 21173		EA		10										NO	13
0 01135	5310-010-2635	NUT, PLAIN, HEXAGON: HOOD ATTACHING, 3/8-16 THD SIZE (64104) 21189		EA		2										NO	17

(1) SMR CODE INDEX NO	(2) FEDERAL STOCK NUMBER	(3) DESCRIPTION REFERENCE NO & MFR CODE USABLE ON CODE	(4) UNIT OF ISSUE	(5) QTY INC IN UNIT PACK	(6) QTY INC IN UNIT	(7) 30 DAY DS MAINT ALLOWANCE			(8) 30-DAY GS MAINT ALLOWANCE			(9) 1-YR ALW PER 100 EQUIP INTGCTY	(10) OFFPOT MAINT ALW- PER 100 EQUIP	(11) ILLUS- TRATION	
						(a)	(b)	(c)	(a)	(b)	(c)			(a)	(b)
						1-20	21-50	51-100	1-20	21-50	51-100			FIG NO	ITEM NO
0 01136	5310-638-6026	NUT, PLAIN, HEXAGON: HOOD ATTACHING SCREW, 5/16-18 THD SIZE (64104) 21181	EA		5									40	1
X2F 01137		PANEL AND COVER ASSEMBLY REAR (64104) AAT19769M	EA		1									36	
X2F 01138		PANEL ASSEMBLY: REAR (64104) A119769M	EA		1									36	
X1 01139		BAR: INSTRUMENT COVER (64104) 168715	EA		1										
P O 01140	5340-016-1541	CATCH: PANEL COVER (64104) 119813	EA		1	*	*	*	*	*	*	5		41	14
X1 01141		COVER, INSTRUMENT, PANEL (64104) 168771	EA		1									41	4
X20 01142		COVER, INSTRUMENT PANEL (64104) 168771A	EA		1									41	13
X1 01143		FASTENER ASSEMBLY: INSTRUMENT COVER (64104) A119812	EA		1										
X1 01144		FASTENER: INSTRUMENT COVER (64104) 119812	EA		1										
X2F 01145		HINGE: INSTRUMENT PANEL COVER (64104) 168793B	EA		1									41	18
X2F 01146		HINGE: PANEL COVER (64104) 168793	EA		1									41	5
F 01147	5310-520-9177	NUT, PLAIN HEXAGON: HINGE TO COVER, No. 12-28 THD SIZE	EA		8									41	9
F 01148	5310-012-1743	NUT, PLAIN, HEXAGON: CATCH TO COVER SCREW, No. 12 -24 THD SIZE	EA		2									41	12
F 01149	5310-012-0622	NUT, PLAIN, HEXAGON: PANEL COVER HINGE, No. 8-32 THD SIZE	EA		12									41	16

(1) SMR CODE INDEX NO	(2) FEDERAL STOCK NUMBER	(3) DESCRIPTION REFERENCE NO & MFR CODE USABLE ON CODE	(4) UNIT OF ISSUE	(5) QTY INC IN UNIT PACK	(6) QTY INC IN UNIT	(7) 30-DAY DS MAINT ALLOWANCE			(8) 30-DAY GS MAINT ALLOWANCE			(9) 1 YR ALW PER 100 EQUIP CATEGORY	(10) DEPOT MAINT ALW PER 100 EQUIP	(11) ILLUS- TRATION	
						(a)	(b)	(c)	(d)	(e)	(f)			(a)	(b)
						1	2	50	1	100	1			2	50
F 01150	5310-012-0614	NUT, PLAIN, HEXAGON. HINGE TO COVER, No. 10-32 THD SIZE	EA		8									41	11
X1 01151		PANEL: REAR (64104) 119769N	EA		1									36	3
X2F 01152		RIVET (64104) 26028	EA		25										
X2F 01153		ROD, SUPPORT: INSTRUMENT PANEL COVER (64104) 168774	EA		1									41	1
F 01154	5315-255-0607	PIN, COTTER. SUPPORT ROD, 1/16 x 1 IN. LG (64104) 21548	EA		1									41	2
F 01155	5310-012-5774	SCREW, MACHINE: PANEL COVER HINGE, No. 12-28 THD SIZE, 3/4 IN. LG (64104) 26763	EA		2									41	7
F 01156	5305-010-1090	SCREW, MACHINE: REAR PANEL CATCH, No. 12-24 THD SIZE, 5/8 IN. LG	EA		2									41	15
F 01157	5305-013-2908	SCREW, MACHINE: HINGE TO COVER, No. 10-32 THD SIZE, 1/2 IN. LG	EA		3									41	6
F 01158	5305-013-1563	SCREW, MACHINE: PANEL COVER HINGE, No. 8-32 THD, 3/8 IN. LG	EA		8									41	3
F 01159	5310-012-1801	WASHER, LOCK: PANEL HINGE SCREW, No. 10 SCREW SIZE	EA		8									41	10
F 01160	5310-010-6498	WASHER, LOCK: PANEL COVER SCREW, No. 12 SCREW SIZE	EA		12									41	8
F 01161	5310-010-6469	WASHER, LOCK: HINGE TO COVER SCREW, No. 8 SCREW SIZE (64104) 21049	EA		10									41	17
P O 01162	5340-016-4617	PLUG: PANEL HOLE (64104) Y19181	EA		1	2	2	4	2	2	4	48	100		
X20 01163		RAIL, SIDE. RIGHT SIDE (64104) 168745	EA		1									40	12
O (1)		RAIL, SIDE. LEFT SIDE (64104) 168745A	EA		1									40	14

(1) SMR CODE INDEX NO	(2) FEDERAL STOCK NUMBER	(3) DESCRIPTION REFERENCE NO & MFR CODE USABLE ON CODE	(4) UNIT OF ISSUE	(5) QTY INC IN UNIT PACK	(6) QTY INC IN UNIT	(7) 30-DAY DS MAINT ALLOWANCE			(8) 30-DAY GS MAINT ALLOWANCE			(9) 1-YR ALW PER 100 EQUIP CNTCTY	(10) DEPOT MAINT ALW- PER 100 EQUIP	(11) ILLUS- TRATION	
						(a)	(b)	(c)	(a)	(b)	(c)			(a)	(b)
						1-20	21-50	51-100	1-20	21-50	51-100			FIG NO	ITEM NO
0 01165	5305-207-0912	SCREW, CAP, HEXAGON HEAD: SIDE RAIL ATTACHING, 1/4-20 THD SIZE, 5/8 IN. LG (64104) 21273	EA		6									40	10
0 01166	5305-012-1887	SCREW, CAP, HEXAGON HEAD: HOOD TO BRACKET, 1/4-20 THD SIZE, 3/4 IN. LG	EA		6									40	9
0 01167	5310-877-4949	WASHER, FLAT: ROOF MTG SCREW, 5/16 IN. SCREW SIZE (64104) B277	EA		8									40	3
0 01168	5310-044-0392	WASHER, FLAT: HOOD TO BRACKET, 1/4 IN. SCREW SIZE (64104) Y188136	EA		6									40	8
0 01169	5310-010-3319	WASHER, LOCK: GAGE SUPPORT SCREW, 1/4 IN. SCREW SIZE (64104) 21050	EA		1									40	11
0 01170	5310-012-0214	WASHER, LOCK: ROOF MTG SCREW, 5/16 IN. SCREW SIZE (64104) 21051	EA		10									40	2
0 01171	5310-010-3319	WASHER, LOCK: SIDE RAIL ATTACHING SCREW, 1/4 IN. SCREW SIZE (64104) 21050	EA		10									40	11
0 01172	5310-261-7340	WASHER, LOCK: INSTRUMENT PANEL, 3/8 IN. SCREW SIZE (64104) 21052	EA		4									36	17
01173		1808 - STOWAGE RACKS, BOXES, STRAPS, CARRYING CASES, 1808 - CABLE REELS, HOSE REELS													
X20 01174	4320-929-0681	BOX, TOOL: SUB BASE (10941) K906MP	EA		1									40	15
0 01175	5310-021-4577	SCREW, CAP, HEXAGON HEAD: TOOL BOX ATTACHING, 1/4-20 THD SIZE, 1/2 IN. LG	EA		4									40	16
0 01176	5310-010-3319	WASHER, LOCK: TOOL BOX ATTACHING	EA		4									40	11
01177		GROUP 22- BODY CHASSIS OR HULL AND ACCESSORY ITEMS													
01178		2210 - DATA PLATES AND INSTRUCTION HOLDERS													
X2H 01179		CHART, TIMING (64104) 55818	EA		1										

(1) SMR CODE INDEX NO	(2) FEDERAL STOCK NUMBER	(3) DESCRIPTION REFERENCE NO & MFR CODE USABLE ON CODE		(4) UNIT OF ISSUE	(5) QTY INC IN UNIT PACK	(6) QTY INC IN UNIT	(7) 30 DAY OS MAINT ALLOWANCE			(8) 30-DAY GS MAINT ALLOWANCE			(9) 1-YR ALW PER 100 EQUIP CNTGCV	(10) DEPOT MAINT ALW- PER 100 EQUIP	(11) ILLUS- TRATION		
							(a)	(b)	(c)	(a)	(b)	(c)			(a)	(b)	
							1-20	21-50	51-100	1-20	21 50	51-100			FIG NG	ITEM NO	
X20 01180		DECAL: INLET, OIL FILTER (73370) 154100		EA		1											
X20 01181		DECAL: OIL FILTER COVER (73370) 166803		EA		1											
X20 01182		DECAL: OIL FILTER BODY (73370) 104917		EA		1											
O 01183	5310-012-0622	NUT, PLAIN, HEXAGON: INSTRUCTION PLATE MTG, No. 8-32 THD SIZE		EA		4											
H 01184	5315-429-3851	PIN, DRIVE: NAMEPLATE ATTACHING, 1/8 IN. DIA, 5/16 IN. LG, BRASS (64104) B557A		EA		4										2	9
O 01185	5315-429-3851	PIN, DRIVE: VALVE COVER NAMEPLATE MTG (64104) B557A		EA		6										8	10
X2F 01186		PLATE: CAUTION (64104) 162407		EA		1											
X20 01187		PLATE, IDENTIFICATION (10941) A300-1488		EA		1											
X20 01188		PLATE, IDENTIFICATION: BLOCK DRAIN (10941) A300-1353		EA		1											
X20 01189		PLATE, IDENTIFICATION: CRANKCASE DRAIN (10941) A300-1352		EA		1											
X20 01190		PLATE, IDENTIFICATION: FUEL DRAIN (10941) A300-1469		EA		1											
X20 01191		PLATE, IDENTIFICATION: RADIATOR DRAIN (10941) A300-1351		EA		1											
X20 01192		PLATE: IDENTIFICATION (82796) A195		EA		1											
X20 01193		PLATE, INSTRUCTION: PRIMING (10941) A300-1064		EA		1											
X20 01194		NAMEPLATE (64104) 156060A		EA		1										2	10

(1) SMR CODE INDEX NO	(2) FEDERAL STOCK NUMBER	(3) DESCRIPTION REFERENCE NO & MFR CODE USABLE ON CODE	(4) UNIT OF ISSUE	(5) QTY INC IN UNIT PACK	(6) QTY INC IN UNIT	(7) 30-DAY DS MAINT ALLOWANCE			(8) 30-DAY GS MAINT ALLOWANCE			(9) 1-YR ALW PER 100 EQUIP CNTGCT	(10) DEPOT MAINT ALW- PER 100 EQUIP	(11) ILLUS- TRATION		
						(a)	(b)	(c)	(a)	(b)	(c)			(a)	(b)	
						1-20	21-50	51-100	1-20	21-50	51-100			FIG NO	ITEM NO	
X20 01195		PLATE, NAME (64104) 119827	EA		2											
X20 01195A		PLATE, NAME: BATTERY DISCONNECT (10941) A300-1319	EA		1											
X20 01196		PLATE, NAME: CHOKE (64104) 955595X	EA		1											
X20 01197		PLATE, NAME: DISCHARGE PRESSURE GAGE (10941) A300-1341	EA		1											
X20 01198		NAMEPLATE: ENGINE VALVE COVER (64104) 152171	EA		1									8	17	
X20 01199		PLATE, NAME: FUEL PRIMER (10941) A300-1320	EA		1											
X20 01200		PLATE, NAME: IGNITION (64104) 956469B	EA		1											
X20 01201		PLATE, NAME: OIL GAGE (64104) 955204M	EA		1											
X20 01202		NAMEPLATE: RADIATOR (64104) 119798	EA		1											
X20 01203		PLATE, NAME: SAFETY BY-PASS SWITCH (10941) A300-1665	EA		1											
X20 01204		PLATE, NAME: STARTER (64104) 955204P	EA		1											
P O 01205	9905-935-3983	PLATE: STARTING INSTRUCTION (10941) A300-1464	EA		1	*	*	*	*	*	*	3				
X20 01206		PLATE, NAME: SUCTION PRESSURE GAGE (10941) A300-1340	EA		1											
X20 01207		PLATE, NAME: THROTTLE (64104) 955598N	EA		1											
X20 01208		PLATE, NAME: WATER GAGE (64104) 955204R	EA		1											

(1) SMR CODE INDEX NO	(2) FEDERAL STOCK NUMBER	(3) DESCRIPTION REFERENCE NO & MFR CODE USABLE ON CODE		(4) UNIT OF ISSUE	(5) QTY INC IN UNIT PACK	(6) QTY INC IN UNIT	(7) 30-DAY DS MAINT ALLOWANCE			(8) 30-DAY GS MAINT ALLOWANCE			(9) 1-YR ALW PER 100 EQUIP CNTGCT	(10) DEPOT MAINT ALW- PER 100 EQUIP	(11) ILLUS- TRATION	
							(a)	(b)	(c)	(a)	(b)	(c)			(a)	(b)
							1-20	21-50	51-100	1-20	21-50	51-100			FIG NO.	ITEM NO
O 01209	5305-014-5372	SCREW, SHEET METAL: NAMEPLATE MTG, No. 4-40, 1/4 IN. LG		EA		14										
P F 01210	5305-014-5365	SCREW, DRIVE: IDENTIFICATION PLATE ATTACHING		EA		2	*	*	*	*	*	*	5			
X20 01211		SCREW, DRIVE: NAMEPLATE MTG, No. 4 x 3/8 IN. LG (64104) 21767		EA		12										
P O 01212	5305-014-5372	SCREW, DRIVE: IDENTIFICATION PLATE		EA		8	*	*	*	*	*	*	10			
X20 01213	5305-043-6690	SCREW, MACHINE: INSTRUCTION PLATE MTG, No. 8-32 THD SIZE, 5/16 IN. LG		EA		4										
O 01214	5310-012-0380	WASHER, LOCK: INSTRUCTION PLATE MTG SCREW		EA		4										
01215		GROUP #7 - GAGES														
01216		4701 TACHOMETER														
P F 01217	6680-830-3807	ADAPTER: TACHOMETER, RIGHT ANGLE (64104) 74541		EA		1	*	*	*	*	*	*	2	42		3
P O 01218	3040-774-5944	CABLE: TACHOMETER (05662) 2FS8L43-1-21N		EA		1	2	2	2	2	2	2	25	48	42	2
P F 01219	6680-865-7603	DRIVE ASSEMBLY, TACHOMETER (64104) C161520		EA		1	*	*	*	*	*	*	2	42		
P O 01220	2920-354-4128	GASKET: TACHOMETER MTG (64104) 116292		EA		1	2	4	8	2	4	8	90	100	42	7
X1 01221	6680-790-3396	GEAR, SPUR: TACHOMETER DRIVE (64104) 161518		EA		1									42	6
X1 01222		HOUSING: TACHOMETER DRIVE (64104) 161520		EA		1									42	5
X1 01223		PIN, ROLL: GEAR TO SHAFT (64104) 26552		EA		1									42	8

(1) SMR CODE INDEX NO	(2) FEDERAL STOCK NUMBER	(3) DESCRIPTION REFERENCE NO & MFR CODE USABLE ON CODE	(4) UNIT OF ISSUE	(5) QTY INC IN UNIT PACK	(6) QTY INC IN UNIT	(7) 30 DAY DS MAINT ALLOWANCE				(8) 30-DAY GS MAINT ALLOWANCE			(9) 1-YR ALW PER 100 EQUIP CNTGCCY	(10) DEPOT MAINT ALW- PER 100 EQUIP	(11) ILLUS- TRATION	
						(a)	(b)	(c)	(a)	(b)	(c)	(a)			(b)	
						1-20	21-50	51-100	1-20	21-50	51-100	FIG NO.			ITEM NO	
X1 01224		SHAFT: TACHOMETER DRIVE (64104) 161519A	EA		1										42	4
O 01225	5305-012-0222	SCREW, MACHINE, ROUND HEAD: FLEXIBLE SHAFT ATTACHING, No. 10-24 IN. THD SIZE, 5/8 IN. LG (64104) 26051	EA		2										42	10
P O 01226		TACHOMETER (50380) B35C24	EA		1	2	2	4	2	2	4	48	25	42		1
O 01227	5310-350-0136	WASHER, LOCK: FLEXIBLE SHAFT ATTACHING SCREW, No. 10 SCREW SIZE (64104) 26420	EA		4										42	9
01228		4702 - GAGES, MOUNTINGS, LINES AND FITTINGS														
P O 01229	4820-287-4305	COCK: SHUTOFF, PERMAGAGE LINE (30327) NO104HD1-4NPT	EA		2	2	2	4	2	2	4	50	48	44		8
P O 01230	4820-287-4305	COCK: SHUTOFF, PERMAGAGE LINE (30327) NO104HD1-4NPT	EA		1	REF	REF	REF	REF	REF	REF					12
O 01231	4730-187-7595	COUPLING, PIPE: PERMAGAGE LINE, 1/4-18 THD SIZE	EA		2										44	4
P O 01232	6685-580-4116	DAMPENER: FLUID PRESSURE (54399) NO11068	EA		2	2	2	4	2	2	4	100	48	43		6
P O 01233	6685-580-4116	DAMPENER: FLUID PRESSURE (54399) NO11068	EA		1	REF	REF	REF	REF	REF	REF				44	7
O 01234	4730-253-4412	ELBOW, PIPE: PERMAGAGE LINE, 1/4-18 THD SIZE, 90 DEG	EA		4										43	10
O 01235	4730-253-4412	ELBOW, PIPE: PERMAGAGE LINE, 1/4-18 THD SIZE, 90 DEG	EA		4										44	6
O 01236	4730-253-4412	ELBOW, STREET: PERMAGAGE LINE, 1/4-18 THD SIZE, 90 DEG	EA		1										43	5
O 01237	4730-253-4412	ELBOW, STREET: PERMAGAGE LINE, 1/4-18 THD SIZE	EA		1										44	21

(1) SMR CODE INDEX NO	(2) FEDERAL STOCK NUMBER	(3) DESCRIPTION REFERENCE NO & MFR CODE USABLE ON CODE		(4) UNIT OF ISSUE	(5) QTY INC IN UNIT PACK	(6) QTY INC IN UNIT	(7) 90 DAY DS MAINT ALLOWANCE			(8) 30-DAY GS MAINT ALLOWANCE			(9) 1-YR ALW PER 100 EQUIP CNTGCTY	(10) DEPOT MAINT ALW- PER 100 EQUIP	(11) ILLUS- TRATION	
							(a)	(b)	(c)	(a)	(b)	(c)			(a)	(b)
							1-20	21-50	51-100	1-20	21	50			51-100	FIG NO
P O 01238		GAGE, FUEL: LIQUID LEVEL (96452) 5-62		EA		1	*	*	*	*	*	*	5		18	5
P O 01239	6685-735-1697	GAGE ASSEMBLY: WATER TEMPERATURE (64104) E120843		EA		1	2	2	2	2	2	2	25	90	36	20
X1 01240	6685-628-9303	GAGE, WATER TEMPERATURE (03479) SR21		EA		1										
X1 01241		SLEEVE (64104) 44935		EA		1										
X1 01242		WIRE (64104) 152108K		EA		1										
P O 01243	6685-949-5040	GAGE: PRESSURE DISCHARGE, 0 TO 300 PSI (72100) 41-2FIG1760PA		EA		1	2	2	4	2	2	4	48	50	43	3
P O 01244	6685-924-9434	GAGE: SUCTION PRESSURE, 0 TO 30 IN. HG (72100) 41-2FIG1760PA		EA		1	2	2	4	2	2	4	50	48	44	2
O 01245	4730-192-9472	NIPPLE, CLOSE, PIPE: PERMAGAGE LINE, 1/4-18 THD SIZE, 2 1/2 IN. LG		EA		3									44	18
O 01246	4730-188-1855	NIPPLE, CLOSE, PIPE: PERMAGAGE LINE, 1/4 IN. 18 THD SIZE, 1 3/4 IN. LG		EA		1									44	22
O 01247	4730-192-9469	NIPPLE, PIPE: ELBOW TO GAGE COUPLING, 1/4-18 THD SIZE, 1 IN. LG		EA		1									44	14
O 01248	4730-136-2055	NIPPLE, PIPE: PERMAGAGE LINE, 1/4 IN. NPT, 7/8 IN. LG		EA		2									43	13
O 01249	4730-136-2055	NIPPLE, PIPE: PERMAGAGE LINE, VALVE TO TEE, 1/4-18 THD SIZE, 7/8 IN. LG		EA		1									44	5
O 01250	4730-188-1855	NIPPLE, PIPE: ELBOW TO GAGE ELBOW, 1/4-18 THD SIZE, 1 3/4 IN. LG		EA		1									43	18
O 01251	4730-278-3566	NIPPLE, PIPE: TEE TO ELBOW, 1/4-18 THD SIZE, 3 1/2 IN. LONG		EA		1									43	16
O 01252	4730-188-1857	NIPPLE, PIPE: UNION TO ELBOW, 1/4-18 THD SIZE, 3 IN. LG		EA		1									43	9

(1) SMR CODE INDEX NO	(2) FEDERAL STOCK NUMBER	(3) DESCRIPTION REFERENCE NO & MFR CODE USABLE ON CODE	(4) UNIT OF ISSUE	(5) QTY INC IN UNIT PACK	(6) QTY INC IN UNIT	(7) 30-DAY DS MAINT ALLOWANCE			(8) 30-DAY GS MAINT ALLOWANCE			(9) 1-YR ALW PER 100 EQUIP ENTGCTY	(10) DEPOT MAINT ALW- PER 100 EQUIP	(11) ILLUS- TRATION	
						(a)	(b)	(c)	(a)	(b)	(c)			(a)	(b)
						1-20	21-50	51-100	1-20	21-50	51-100			FIG NO	ITEM NO
0 01253	4730-249-9736	NIPPLE, PIPE: PERMAGAGE LINE, 1/4-18 THD SIZE, 1 1/8 IN. LG	EA		2									3	11
0 01254	4730-249-9736	NIPPLE, PIPE: PERMAGAGE LINE, 1/4-18 THD SIZE, 1 1/8 IN. LG	EA		1									4	9
0 01255	4730-340-5049	NIPPLE, PIPE: ELBOW TO ELBOW, 1/4-18 THD SIZE, 7 11/16 IN. LG	EA		1									3	17
0 01256	4730-278-0084	NIPPLE, PIPE: PERMAGAGE LINE, UNION TO DAMPENER, 1/4-18 THD SIZE, 5 1/2 IN. LG	EA		1									3	7
M O 01257		NIPPLE, PIPE: ELBOW TO ELBOW, 1/4-18 THD SIZE, 16 IN. LG MANUFACTURE FROM:	EA		1									4	20
P O 01258	4710-278-5379	PIPE, STEEL (16 IN. REQUIRED)	FT			SEE GRP 9501									
M O 01259		NIPPLE, PIPE: UNION TO ELBOW, 1/4-18 THD SIZE, 26 IN. LG MANUFACTURE FROM:	EA		1									4	19
P O 01260	4710-278-5379	PIPE, STEEL (26 IN. REQUIRED)	FT		1	SEE GRP 9501									
0 01261	4730-425-0961	NIPPLE, PIPE: UNION TO TEE, 1/4-18 THD SIZE, 2 3/4 IN. LG	EA		1									4	1
0 01262	5310-012-3179	NUT, PLAIN, HEXAGON: PERMAGAGE TO PANEL SCREW, 1/4-20 THD SIZE	EA		3									4	3
0 01263	5310-012-0375	NUT, PLAIN, HEXAGON: PERMAGAGE TO PANEL SCREW, 1/4-20 THD SIZE	EA		3									3	1
0 01264	4730-202-9170	PLUG, PIPE: PERMAGAGE LINE, 1/4-18 THD SIZE	EA		2									3	4
0 01265	4730-202-9170	PLUG, PIPE: PERMAGAGE LINE, 1/4-18 THD SIZE	EA		1									4	2
0 01266	5305-012-1900	SCREW, CAP, HEXAGON HEAD: PERMAGAGE TO PANEL, 1/4-20 THD SIZE, 1 IN. LG	EA		3									3	4
0 01267	5305-012-1900	SCREW, CAP, HEXAGON HEAD: PERMAGAGE TO PANEL, 1/4-20 THD SIZE, 1 IN. LG	EA		3									4	1

(1) SMR CODE INDEX NO	(2) FEDERAL STOCK NUMBER	(3) DESCRIPTION REFERENCE NO & MFR CODE USABLE ON CODE		(4) UNIT OF ISSUE	(5) QTY INC IN UNIT PACK	(6) QTY INC IN UNIT	(7) 30-DAY DS MAINT ALLOWANCE			(8) 30-DAY GS MAINT ALLOWANCE			(9) 1-YR ALW PER 100 EQUIP CONTGCT	(10) DEPOT MAINT ALW- PER 100 EQUIP	(11) ILLUS- TRATION	
							(a)	(b)	(c)	(a)	(b)	(c)			(a)	(b)
							1-20	21-50	51-100	1-20	21-50	51-100			FIG NO	ITEM NO
0 01268	5305-637-4028	SCREW, CAP, HEXAGON HEAD: PIPE SUPPORT COUPLING TO SKID, 1/4-20 THD SIZE, 1/2 IN. LG		EA		2									44	15
P 0 01269	4320-781-5157	SUPPORT, COUPLING: PERMAGAGE LINE TO SKID 1/4 IN. NPT (10941) A300-1487		EA		1	*	*	*	*	*	*	4		44	17
0 01270	4730-809-3293	TEE, PIPE: PERMAGAGE LINE, 1/4-18 THD SIZE, FEMALE		EA		2									43	15
0 01271	4730-809-3293	TEE, PIPE: PERMAGAGE LINE, 1/4-18 THD SIZE, FEMALE		EA		1									44	13
0 01272	4730-277-9228	UNION, PIPE: PERMAGAGE LINE, 1/4 IN. NPT		EA		3									43	8
0 01273	4730-277-9228	UNION, PIPE: PERMAGAGE LINE, 1/4 IN. NPT		EA		2									44	10
0 01274	5310-013-8604	WASHER, LOCK: SUPPORT COUPLING TO SKID SCREW, 1/4 IN. SCREW SIZE		EA		2									44	16
0 01275	5310-013-8604	WASHER, LOCK: PERMAGAGE TO PANEL SCREW, 1/4 IN. SCREW SIZE		EA		3									43	2
01276		GROUP 55 PUMPS														
01277		5500 PUMP ASSEMBLY														
X20 01278		BAIL, LIFTING ASSEMBLY (10941) B6KS18-4		EA		1									45	
X1 01279		EYE: LIFTING BAIL (10941) B300-1215		EA		1									45	1
X1 01280		RING: LIFTING BAIL (10941) B300-1211		EA		1									45	14
X2F 01281		COVER: STUFFING BOX (10941) D6KS86C1		EA		1									47	6
X2F 01282		INTERMEDIATE: SHAFT AND BEARING (10941) D6KS3C1		EA		1									49	1

(1) SNR CODE INDEX NO.	(2) FEDERAL STOCK NUMBER	(3) DESCRIPTION REFERENCE NO & MFR CODE USABLE ON CODE	UNIT OF ISSUE	(5) QTY INC IN UNIT PACK	(6) QTY INC IN UNIT	(7) 30-DAY DS MAINT ALLOWANCE			(8) 30-DAY GS MAINT ALLOWANCE			(9) 1-YR ALW PER 100 EQUIP ENTGCTY	(10) DEPOT MAINT ALW- PER 100 EQUIP	(11) ILLUS- TRATION	
						(a)	(b)	(c)	(a)	(b)	(c)			(a)	(b)
						1-20	21-50	51-100	1-20	21-50	51-100			FIG NO	ITEM NO
0 01283	5310-012-0238	NUT, PLAIN, HEXAGON: BAIL TO PLATE, 1/2-13 THD SIZE	EA		4									45	12
0 01284	5310-012-0238	NUT, PLAIN, HEXAGON: GLAND STUD, 1/2-13 THD SIZE	EA		4									47	18
0 01285	5310-012-4847	NUT, PLAIN, HEXAGON: VOLUTE STUD, 5/8-11 THD SIZE	EA		12									49	14
0 01286	5310-045-1519	NUT, PLAIN, HEXAGON: INTERMEDIATE TO FLYWHEEL HOUSING, 3/8-16 THD SIZE	EA		12									49	15
0 01287	5310-655-9285	NUT, PLAIN, HEXAGON: SUCTION HEAD, 3/4-10 THD SIZE	EA		12									48	14
P O 01288	4730-278-3413	PLUG, PIPE: FILL, 1 1/4 - 1 1/2 THD SIZE, SQ HD	EA		1	*	*	*	*	*	*	5		46	2
0 01289	4730-202-9170	PLUG, PIPE: GLAND, 1/4-18 THD SIZE, SQ HD	EA		1									47	13
0 01290	4730-278-3048	PLUG, PIPE: PUMP HOUSING SIDE DRAIN, 1-1 1/2 THD SIZE	EA		1									46	8
0 01291	4730-010-3875	PLUG, PIPE: PUMP HOUSING DRAIN, 3/4-14 THD SIZE, SQUARE HEAD	EA		1									46	5
P F R 01292	4320-812-6935	PUMP, CENTRIFUGAL (10491) K906MPO1	EA		1	*	*	*	*	*	*	2			
P O 01293	4320-781-5158	REPAIR KIT: PUMP REPAIR (10941) A300-1471	EA		1	4	8	16	4	8	16	100	192		
X1 01294		GASKET: GLAND (10941) A6KS220-4	EA		1	SEE GRP 5501								47	8
X1 01295	5330-912-5828	GASKET: SUCTION DISCHARGE (10941) A6KS36-1	EA		2									45	9
X1 01296		GASKET: VOLUTE FRONT AND REAR (10941) A6KS37-3	EA		1									47	5
X1 01297		GASKET: VOLUTE SUCTION (10941) A6KS37-4	EA		1									48	17

(1) SMR CODE INDEX NO.	(2) FEDERAL STOCK NUMBER	(3) DESCRIPTION REFERENCE NO & MFR CODE USABLE ON CODE		(4) UNIT OF ISSUE	(5) QTY INC IN UNIT PACK	(6) QTY INC IN UNIT	(7) 30-DAY DS MAINT ALLOWANCE			(8) 30-DAY GS MAINT ALLOWANCE			(9) 1-YR ALW PER 100 EQUIP CNTGCT	(10) DEPOT MAINT ALW- PER 100 EQUIP	(11) ILLUS- TRATION	
							(a)	(b)	(c)	(a)	(b)	(c)			(a) FIG NO.	(b) ITEM NO.
							1-20	21-50	51-100	1-20	21-50	51-100				
X1 01298		O RINGS SHAFT SLEEVE (10941) TT5640		EA		1									49	2
X1 01299		SEAL, MECHANICAL (10941) B300-1453		EA		1									47	7
X1 01300		SEAL, OIL; GLAND (10941) TT5878		EA		1									47	12
X1 01301		GASKET; CHECK VALVE (10941) B6KS22-3		EA		1									48	7
0 01302	5305-260-5436	SCREW, CAP, HEXAGON; PUMP TO BASE, 3/4-10 THD SIZE, 2 IN. LG		EA		4									46	6
0 01303	5307-781-7049	STUD, PLAIN; VOLUTE, 5/8-11 THD SIZE, 3 IN. LG		EA		12									46	9
0 01304	5707-550-3352	STUD, PLAIN; VOLUTE ELBOW, 3/4-10 THD SIZE, 4 1/4 IN. LG		EA		12									46	3
0 01305	5307-171-2804	STUD, PLAIN; VOLUTE TO SUCTION HEAD, 5/8-11 THD SIZE, 2 1/2 IN. LG		EA		12									46	4
0 01306	5307-514-8943	STUD, PLAIN; GLAND, 1/2-13 THD SIZE, 2 IN. LG		EA		4									47	9
X2F 01307		VOLUTE; PUMP (10941) D6KS4D1		EA		1									46	1
0 01308	5310-013-8549	WASHER, LOCK; GLAND STUD, 1/2 IN. SCREW SIZE		EA		4									47	17
0 01309	5310-012-0381	WASHER, LOCK; PUMP DRIVE COUPLING TO FLYWHEEL, 3/8 IN. SCREW SIZE		EA		12									49	16
0 01310	5310-010-3326	WASHER, LOCK; VOLUTE STUD, 3/4 IN. STUD SIZE		EA		12									48	13
0 01311	5310-050-2346	WASHER, LOCK; PUMP TO BASE SCREW, 3/4 IN. SCREW SIZE		EA		8									46	7
0 01312	5310-010-3325	WASHER, LOCK; VOLUTE STUD, 5/8 IN. STUD SIZE		EA		24									49	13

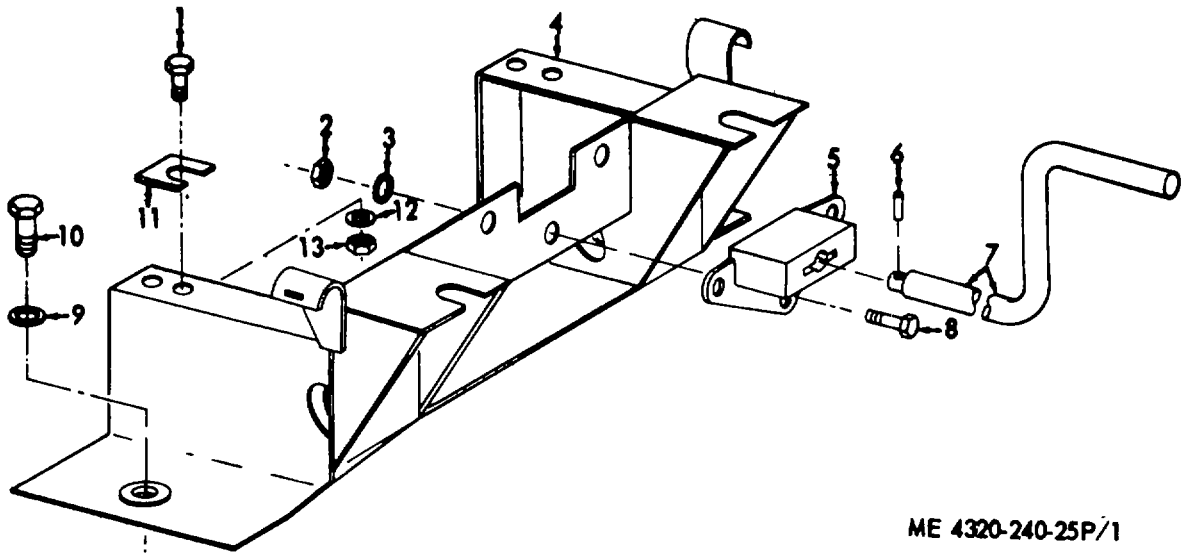
(1) SMR CODE INDEX NO	(2) FEDERAL STOCK NUMBER	(3) DESCRIPTION REFERENCE NO & MFR CODE USABLE ON CODE	(4) UNIT OF ISSUE	(5) QTY INC IN UNIT PACK	(6) QTY INC IN UNIT	(7) 30-DAY DS MAINT ALLOWANCE			(8) 30-DAY GS MAINT ALLOWANCE			(9) 1-YR ALW PER 100 EQUIP CNTGCT	(10) DEPOT MAINT ALW- PER 100 EQUIP	(11) ILLUS- TRATION	
						(a)	(b)	(c)	(a)	(b)	(c)			(a)	(b)
						1-20	21-50	51-100	1-20	21-50	51-100			FIG NO	ITEM NO
0 01313	5310-012-0239	WASHER, LOCK: BAIL TO PLATE, 1/2 IN. BOLT SIZE	EA		2									45	13
01314		5501 - SHAFTS, ROTORS, IMPELLERS													
P F 01315		BEARING: IMPELLER SHAFT (38443) 310SZZG	EA		1	4	8	16	4	8	16	186	100	49	7
P F 01316	3110-227-3381	BEARING: IMPELLER SHAFT (38443) 310SZZ	EA		1	4	8	16	4	8	16	186	100	49	3
X2F 01317		CAP, BEARING: IMPELLER SHAFT (10941) B6KST6CT	EA		1									49	10
X1 01318		GASKET: GLAND TO SEAL PLATE (10941) A6KS220-4 (COMPONENT OF REPAIR KIT, STOCK No. (10941) A300-1471 (SEE GROUP 5500)	EA											47	8
X2F 01319		GLAND: SEAL ASSEMBLY TO PLATE ATTACHING (10941) B6KS24C2	EA		1									47	14
P F 01320	4320-781-5159	IMPELLER: PUMP (10941) C6KS1E1	EA		1	2	2	4	2	2	4	48	10	47	3
P F 01321	5315-054-2683	KEY, SQUARE: IMPELLER SHAFT COUPLING, 3/8 x 3/8 x 1 1/4 IN. LG	EA		1	*	*	*	*	*	*	2		49	6
P F 01322	5315-054-2693	KEY, SQUARE: IMPELLER TO SHAFT, 3/8 x 3/8 x 2 1/2 IN. LONG	EA		1	*	*	*	*	*	*	2		49	4
P F 01323	3110-185-6462	LOCKNUT, PLAIN, ROUND: IMPELLER SHAFT BEARING (38443) N10	EA		1	2	2	4	2	2	4	48	10	49	11
F 01324	5310-834-4843	NUT, SELF-LOCKING, HEXAGON: IMPELLER SHAFT, 7/8-14 THD SIZE (38443) 31FK1414	EA		1									47	1
X1 01325		O RING: SHAFT SLEEVE (10941) TT5640 (COMPONENT OF REPAIR KIT, STOCK No. (10941) A300-1471, (SEE GROUP 5500)	EA		1									49	2

(1) SMR CODE INDEX NO	(2) FEDERAL STOCK NUMBER	(3) DESCRIPTION REFERENCE NO & MFR CODE USABLE ON CODE		(4) UNIT OF ISSUE	(5) QTY INC IN UNIT PACK	(6) QTY INC IN UNIT	(7) 30-DAY DS MAINT ALLOWANCE			(8) 30-DAY GS MAINT ALLOWANCE			(9) 1-YR ALW PER 100 EQUIP CNTGCTY	(10) DEPOT MAINT ALW- PER 100 EQUIP	(11) ILLUS- TRATION	
							(a)	(b)	(c)	(a)	(b)	(c)			(a)	(b)
							1-20	21-50	51-100	1-20	21-50	51-100			FIG NO	ITEM NO
P F 01326	5340-016-6152	RING, IMPELLER (10941) A6KS93-1	EA		1	2	2	4	2	2	4	10	48	47	4	
O 01327	5305-266-6283	SCREW, CAP, HEXAGON HEAD: SUB BASE TO COUPLING, 3/8-16 THD SIZE, 1 IN. LG	EA		4									49	8	
X1 01328		SEAL, OIL (10941) TT5878 (COMPONENT OF REPAIR KIT, STOCK No. (10941) A300-1471 (SEE GROUP 5500)	EA		1									47	12	
X1 01329		SEAL, MECHANICAL (10941) B300-1453 (COMPONENT OF REPAIR KIT, STOCK No. (10941) A300-1471 (SEE GROUP 5500)	EA		1									47	7	
P F 01330	4320-781-5167	SHAFT, IMPELLER (10941) C6KS17-9	EA		1	*	*	*	*	*	*	2		49	5	
P F 01331	4320-781-5168	SLEEVE: IMPELLER SHAFT (10941) B6KS30-3	EA		1	*	*	*	*	*	*	2		47	10	
P F 01332	5340-017-1534	SLINGER: IMPELLER SHAFT (10941) A6KS81-1	EA		1	*	*	*	*	*	*	5		47	11	
F 01333	5310-010-3327	WASHER, FLAT: IMPELLER LOCKNUT, 7/8 IN. SHAFT SIZE	EA		1									47	2	
P F 01334	3110-186-0969	WASHER, LOCK, KEY: IMPELLER SHAFT BEARING (38443) W10	EA		1	2	2	4	2	2	4	48	10	49	12	
O 01335	5310-012-0381	WASHER, LOCK: SUB BASE TO COUPLING, 3/8 IN. SCREW SIZE	EA		4									49	9	
01336		5505 - SUCTION AND/OR DISCHARGE ASSEMBLY														
P O 01337	4730-014-4051	BUSHING, REDUCER: VALVE TO EXHAUST LINE CONNECTING, 1/2 IN. TO 1/4 IN. (30327) 1108	EA		1	*	*	*	*	*	*	5		45	3	
P O 01338	4730-293-7482	CONNECTOR, MALE: EXHAUST LINE, 1/4 IN. TO 1/4 IN.	EA		1	*	*	*	*	*	*	5		45	4	

(1) SMR CODE INDEX NO	(2) FEDERAL STOCK NUMBER	(3) DESCRIPTION REFERENCE NO & MFR CODE USABLE DN CODE	(4) UNIT OF ISSUE	(5) QTY INC IN UNIT PACK	(6) QTY INC IN UNIT	(7) 30 DAY DS MAINT ALLOWANCE			(8) 30 DAY US MAINT ALLOWANCE			(9) 1 YR ALW PER 100 EQUIP ENTGCTY	(10) DEPCT MAINT ALW PER 100 EQUIP	(11) ILLUS- TRATION	
						(a) 1-20	(b) 21-51	(c) 51-100	(a) 1-20	(b) 21-50	(c) 51-100			(a) FIG NG	(b) ITEM NO
P O 01339	4730-781-5175	ELBOW AND FLANGE: DISCHARGE END (10941) B6KS13-1	EA		1	*	*	*	*	*	*	1		45	8
P O 01340		FLANGE, SUCTION (10941) C6KS7B1	EA		1	*	*	*	*	*	*	1		48	5
X1 01341		GASKET: CHECK VALVE (10941) B6KS22-3 (COMPONENT OF REPAIR KIT, STOCK No. (10941) A30C-1471, SEE GROUP 5500	EA		1									48	7
X1 01342	5330-912-5828	GASKET: SUCTION HEAD (10941) A6KS36-1 (COMPONENT OF REPAIR KIT, STOCK No. (10941) A300-1471, SEE GROUP 5500	EA		1									48	4
X1 01343	5330-912-5828	GASKET: DISCHARGE ELBOW (10941) A6KS36-1 (COMPONENT OF REPAIR KIT, STOCK No. (10941) A30C-1471, SEE GROUP 5500	EA		1									45	9
P F 01344	4320-781-5173	HEAD, SUCTION (10941) D6KS193D1	EA		1	*	*	*	*	*	*	1		48	12
O 01345	4730-188-1877	NIPPLE, CLOSE: VALVE TO ELBOW, 1/2-1 1/4 THD SIZE, 1 1/2 IN. LG	EA		1									45	7
X20 01346		NIPPLE AND FLANGE: SUCTION END (10941) B6KS7-1	EA		1									48	3
O 01347	5310-022-0086	NUT, PLAIN, HEXAGON: DISCHARGE ELBOW TO VOLUTE, 3/4-10 THD SIZE	EA	12	REF	REF	REF	REF	REF	REF	REF			45	11
P O 01348	5310-022-0086	NUT, PLAIN, HEXAGON: SUCTION FLANGE STUD, 3/4-10 THD SIZE	EA	8	*	*	*	*	*	*	*	5		48	16
P F 01349	4320-781-5161	RING, WEAR: IMPELLER, BACK (10941) B6KS310-1	EA	1	*	*	2	*	*	2	10	48	47	4	
P F 01350	4320-781-5160	RING, WEAR: IMPELLER SUCTION END, FRONT (10941) B6KS180-2	EA	1	*	*	2	*	*	2	10	48	48	11	
P O 01351	5305-297-0768	SCREW, CAP, HEXAGON HEAD: SUCTION FLANGE NIPPLE, 3/4-10 THD SIZE, 2 3/4 IN. LG (96906) MS35297-190	EA	12	10	21	42	10	21	42	600	500	48	1	

(1) SMR CODE INDEX NO	(2) FEDERAL STOCK NUMBER	(3) DESCRIPTION REFERENCE NO & MFR CODE USABLE ON CODE	(4) UNIT OF ISSUE	(5) QTY INC IN UNIT PACK	(6) QTY INC IN UNIT	(7) 30-DAY DS MAINT ALLOWANCE			(8) 30-DAY GS MAINT ALLOWANCE			(9) 1-YR ALW PER 100 EQUIP CNTGCTY	(10) DEPOT MAINT ALW- PER 100 EQUIP	(11) ILLUS- TRATION	
						(a)	(b)	(c)	(a)	(b)	(c)			(a)	(b)
						1-20	21-50	51-100	1-20	21-50	51-100			FIG NO	ITEM NO
F 01352	5305-013-3049	SCREW, ROUNDHEAD: CHECK VALVE WEIGHT, 1/4-20 THD SIZE, 1 IN. LG	EA		1									48	9
F 01353	5305-014-0918	SETSCREW, SOCKET HEAD: WEAR RING, No. 10-32 THD SIZE, 1/4 IN. LG	EA		2									47	16
F 01354	5315-014-0918	SETSCREW: WEAR RING, No. 10-32 THD SIZE, 1/4 IN. LG	EA		2	REF	REF	REF	REF	REF	REF			48	10
P O 01355	5307-261-0393	STUD, PLAIN: SUCTION FLANGE, 3/4-10 THD SIZE, 3 1/4 IN. LG	EA		8	*	*	*	*	*	*	5		48	15
M O 01356		TUBE, COPPER: PUMP BLEED OFF, 1/4 IN. OD, 1 1/4 IN. LG MANUFACTURE FROM:	EA		1									45	6
P O 01357	4710-277-5525	TUBE, COPPER (1 1/4 IN. REQUIRED)	FT			SEE GRP 9501									
P O 01358	4730-287-1539	NUT, HEXAGON: TUBE UNION, PUMP BLEED OFF TUBE (30327) 41F	EA		1	*	*	*	*	*	*	5		45	5
X20 01359		VALVE, ANGLE: 125 No. x 1/4 NPT (75364) 578	EA		1									45	2
X2F 01360	4320-427-6340	WEIGHT, OUTER: CHECK VALVE (10941) 610	EA		1									48	8
X2F 01361	4320-427-6341	WEIGHT, INNER: CHECK VALVE (10941) 611	EA		1									48	6
P O 01362	5310-010-3326	WASHER, LOCK: DISCHARGE ELBOW, 3/4 IN. STUD SIZE	EA		12	REF	REF	REF	REF	REF	REF			45	10
P O 01363	5310-010-3326	WASHER, LOCK: SUCTION FLANGE STUD, 3/4 IN. STUD SIZE	EA		8	*	*	*	*	*	*	5		48	2
01364		5598 - LUBRICATORS													
P O 01365	4320-777-8158	CUP, OIL: GLAND, 1/4 IN. NPT (10491) 1005	EA		1	*	*	*	*	*	*	5		47	15

(1) SMR CODE INDEX NO	(2) FEDERAL STOCK NUMBER	(3) DESCRIPTION REFERENCE NO & MFR CODE USABLE ON CODE	(4) UNIT OF ISSUE	(5) QTY INC IN UNIT PACK	(6) QTY INC IN UNIT	(7) 30-DAY DS MAINT ALLOWANCE			(8) 30-DAY GS MAINT ALLOWANCE			(9) 1-YR ALW PER 100 EQUIP CNTGCV	(10) DEPOT MAINT ALW- PER 100 EQUIP	(11) ILLUS- TRATION		
						(a)	(b)	(c)	(a)	(b)	(c)			(a)	(b)	
						1-20	21-50	51-100	1-20	21-50	51-100			FIG NO	ITEM NO	
01366		58811- COUPLINGS														
P F 01367	3010-727-2660	COUPLING, FLEXIBLE BORE (75665) CF226	EA		1	*	*	*	*	*	*	2		50		
P F 01368		LOAD CUSHIONS: 5XB (75665) 031068c4	EA		6	6	11	22	6	11	22	265	600	50		6
X1 01369		COLLAR (75665) 031068c5	EA		1									50		2
X1 01370		FLANGE HALF: COUPLING (75665) 031068c2	EA		1									50		3
X1 01371		COUPLING BODY HALF (75665) 031068c3	EA		1									50		5
X2F 01372		FLANGE (75665) 031068c1	EA		1									50		10
X1 01373		SNAP RING (75665) 031068c6	EA		1									50		1
X1 01374		INSIDE SLEEVE (75665) 031068c7	EA		2									50		4
F 01375	5305-017-9839	SCREW, CAP, HEXAGON HEAD: PLATE TO COUPLING, 3/8-16 THD SIZE, 1 IN. LG	EA		6									50		9
F 01376	5305-021-4389	SCREW, CAP, HEXAGON HEAD: COUPLING PLATE TO FLYWHEEL, 3/8-16 THD SIZE, 1 1/4 IN. LG	EA		8									50		11
F 01377	5305-013-9876	SETSCREW: COUPLING TO SHAFT, 1/2-13 THD SIZE, 3/4 IN. LG, HEXAGON SOCKET HEAD	EA		2									50		7
F 01378	5310-019-0358	WASHER, LOCK: COUPLING PLATE TO FLYWHEEL SCREW, 3/8 IN. SCREW SIZE	EA		16									50		8
01379		GROUP 95 GENERAL USE STANDARDIZED PARTS														
01380		9501 HARDWARE SUPPLIES AND BULK MATERIAL, COMMON														
P O 01381	4720-277-8994	HOSE, RUBBER: 5/8 IN.	FT			*	*	*	*	*	*	10	5			

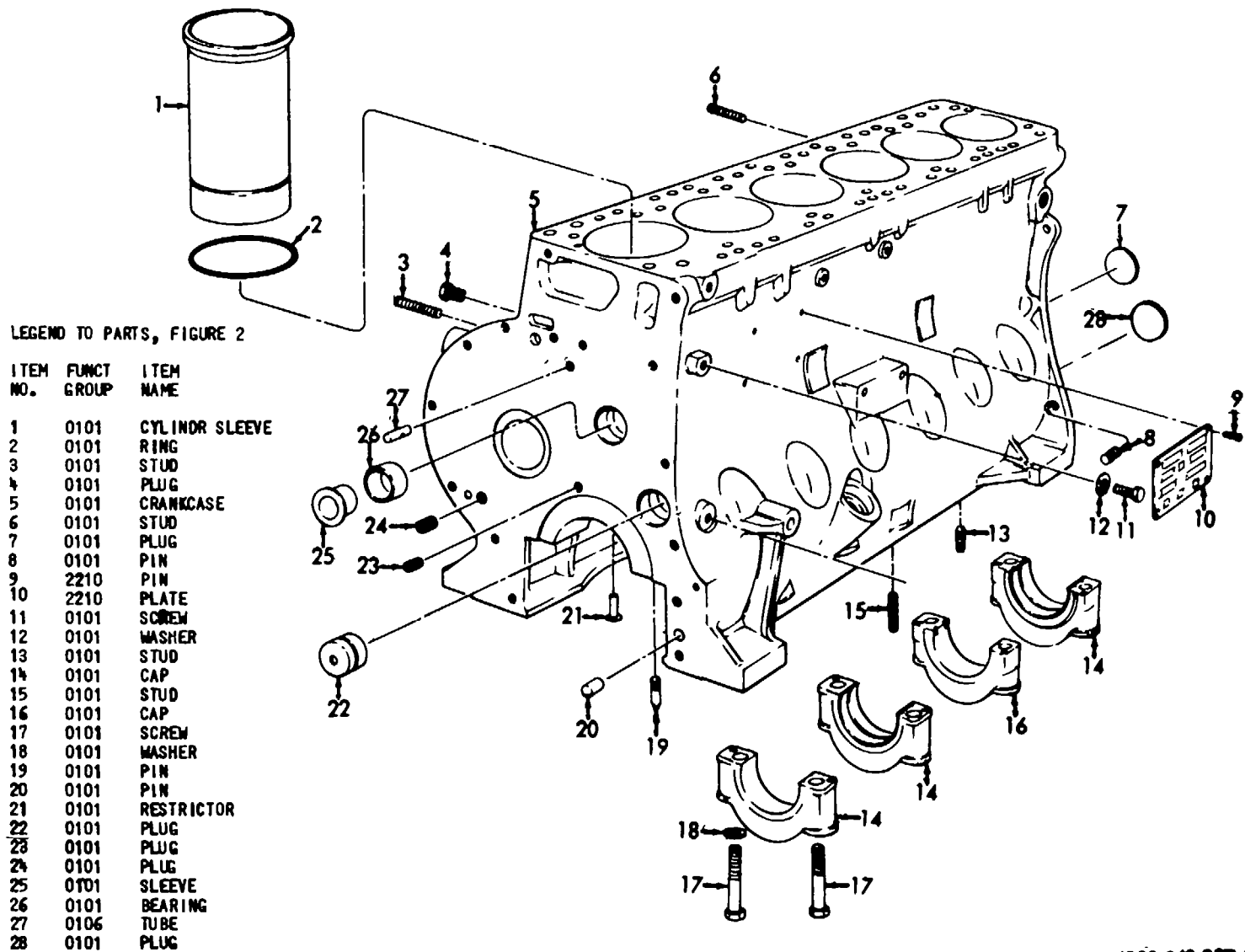


ME 4320-240-25P/1

Figure No. 1 Front Support-Hand Crank

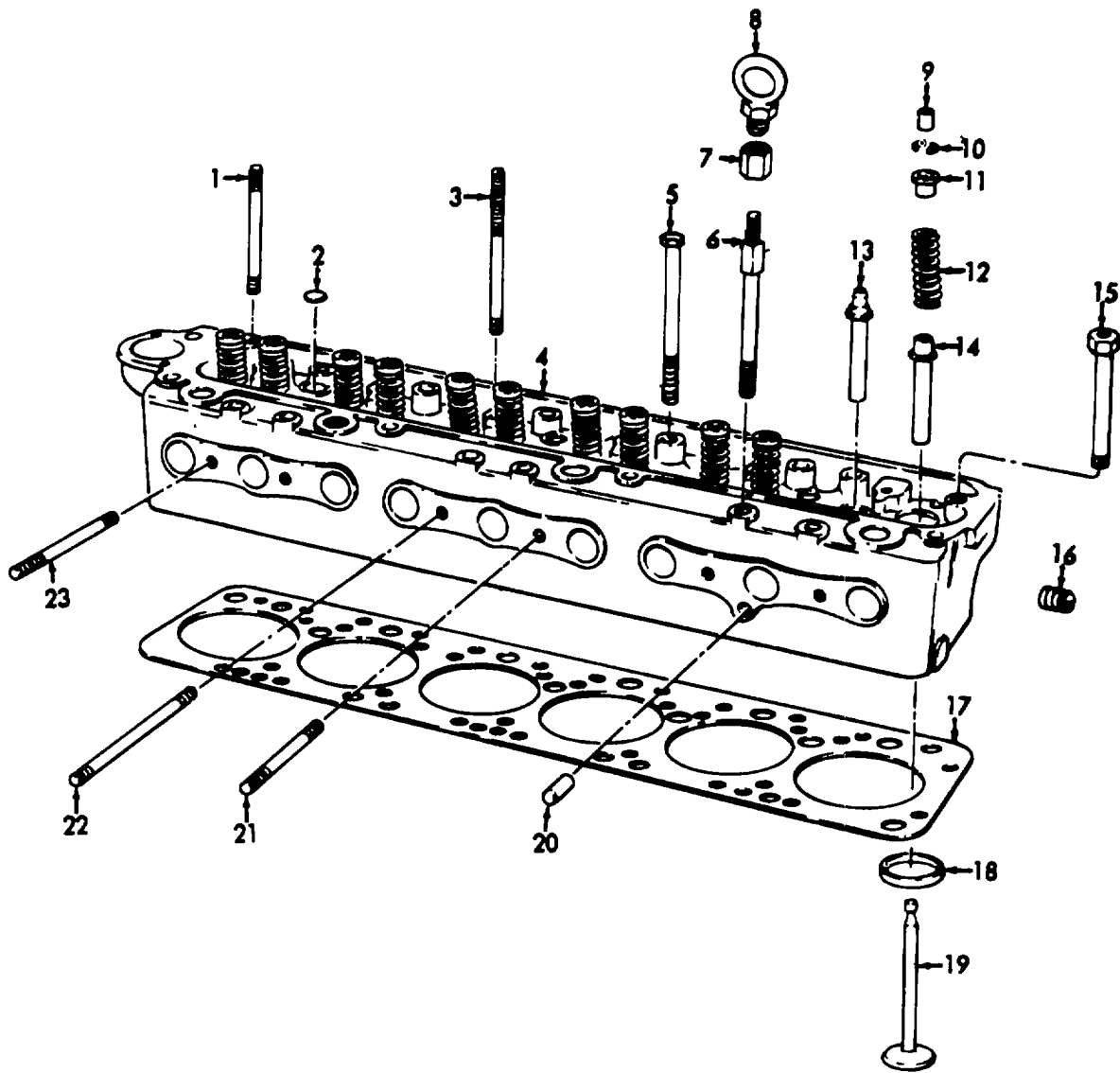
LEGEND TO PARTS, FIGURE 1

ITEM NO.	FUNCT GROUP	ITEM NAME
1	0100	SCREW
2	0107	NUT
3	0107	WASHER
4	0100	SUPPORT
5	0107	BEARING
6	0107	PIN
7	0707	CRANK
8	0107	SCREW
9	0100	WASHER
10	0100	SCREW
11	0100	SHIM



ME 4320-240-25P/2

Figure No. 2 Crankcase Block, Cylinder Head



ME 4320-240-25P/3

Figure No. 3 Cylinder Head

LEGEND TO PARTS, FIGURE 3

ITEM NO.	FUNCT GROUP	ITEM NAME	ITEM NO.	FUNCT GROUP	ITEM NAME	ITEM NO.	FUNCT GROUP	ITEM NAME
1	0101	STUD	9	0105	CAP	17	0101	GASKET
2	0101	PLUG	10	0105	LOCK	18	0105	SEAT
3	0101	STUD	11	0105	RETAINER	19	0105	VALVE
4	0101	HEAD AY	12	0105	SPRING	20	0101	PIN
5	0101	SCREW	13	0105	GUIDE	21	0101	STUD
6	0101	SCREW	14	0105	GUIDE	22	0101	STUD
7	0101	ADAPTE R	15	0101	SCREW	23	0101	STUD
8	0101	BOLT	16	0101	PLUG			

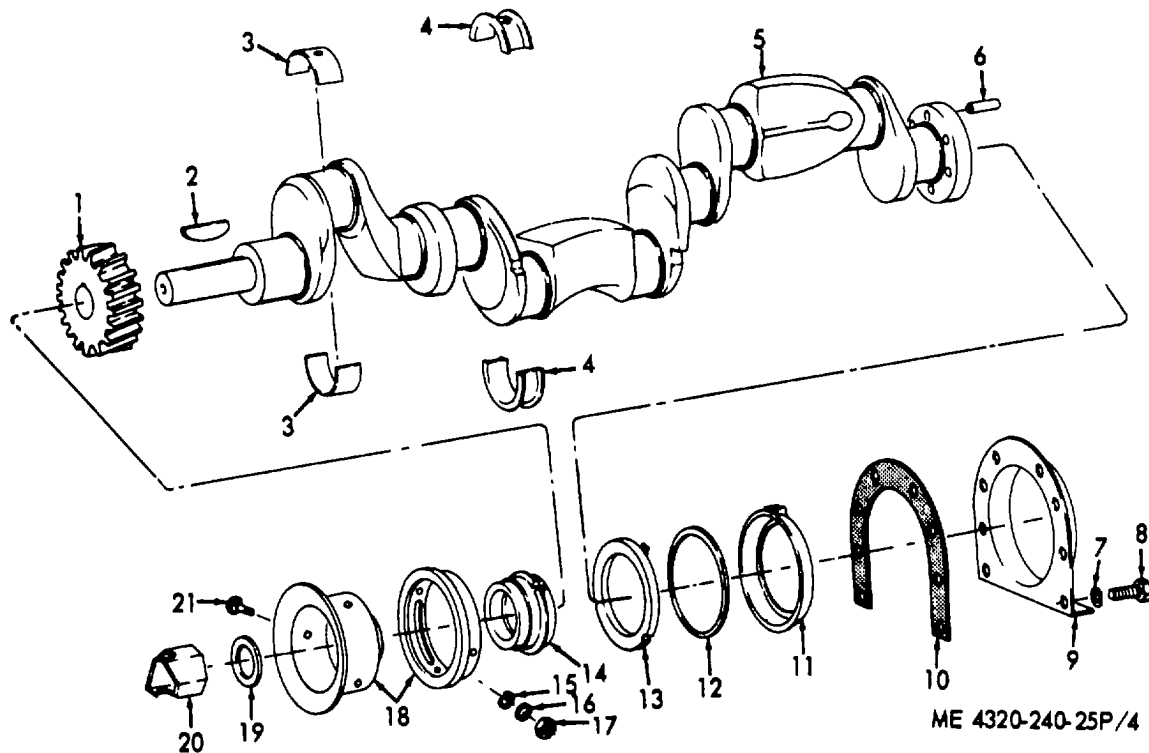
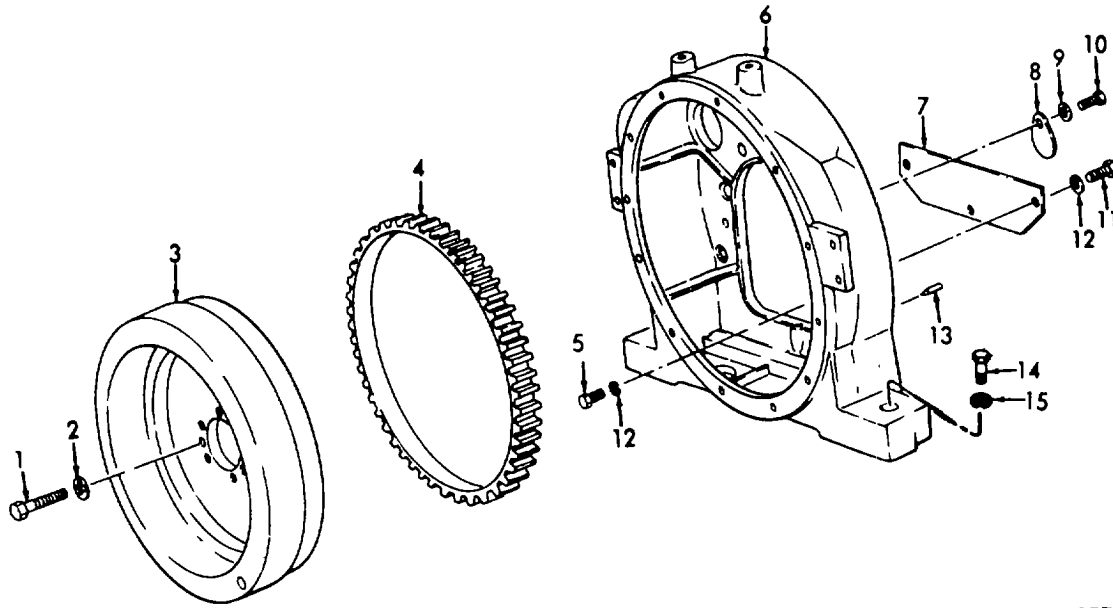


Figure No. 4 Crankshaft

LEGEND TO PARTS, FIGURE 4

ITEM NO.	FUNCT GROUP	ITEM NAME	ITEM NO.	FUNCT GROUP	ITEM NAME
1	0105	GEAR	12	0102	WASHER
2	0102	KEY	13	0102	SEAL
3	0102	BEARING	14	0102	SEAL
4	0102	BEARING	15	0102	WASHER
5	0102	CRANKSHAFT	16	0102	WASHER
6	0102	PIN	17	0102	NUT
7	0102	WASHER	18	0102	PULLEY
8	0102	BOLT	19	0102	WASHER
9	0102	RETAINER	20	0102	JAW
10	0102	GASKET	21	0102	BOLT
11	0102	RETAINER			

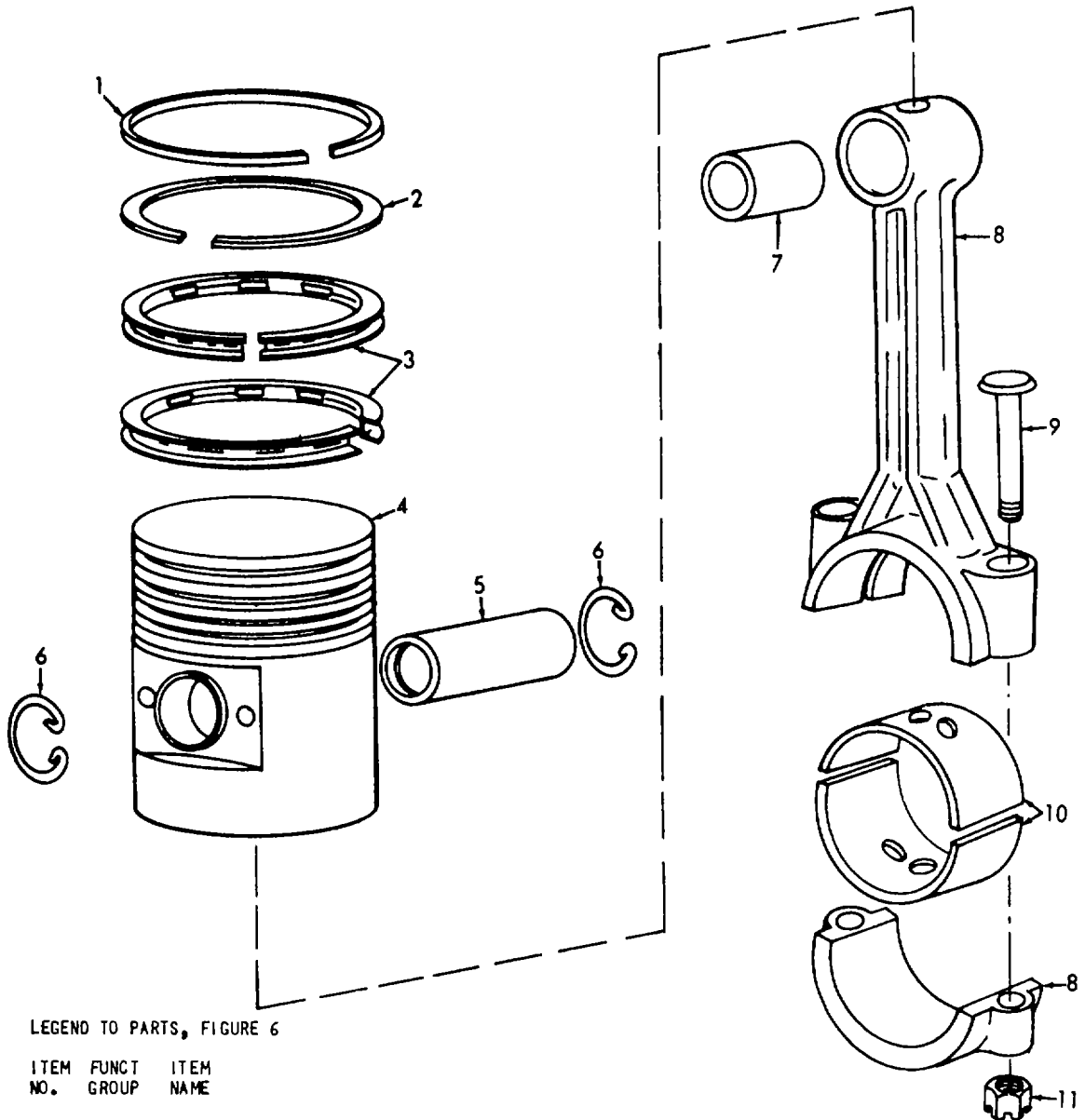


ME 4320-240-25P/5

Figure No. 5 Flywheel And Housing

LEGEND TO PARTS, FIGURE 5

ITEM NO.	FUNCT GROUP	ITEM NAME	ITEM NO.	FUNCT GROUP	ITEM NAME
1	0103	SCREW	9	0103	WASHER
2	0103	WASHER	10	0103	BOLT
3	0103	FLYWHEEL	11	0103	BOLT
4	0103	GEAR	12	0103	WASHER
5	0103	BOLT	13	0103	POINTER
6	0103	HOUSING	14	0100	SCREW
7	0103	PLATE	15	0100	WASHER
8	0103	COVER			

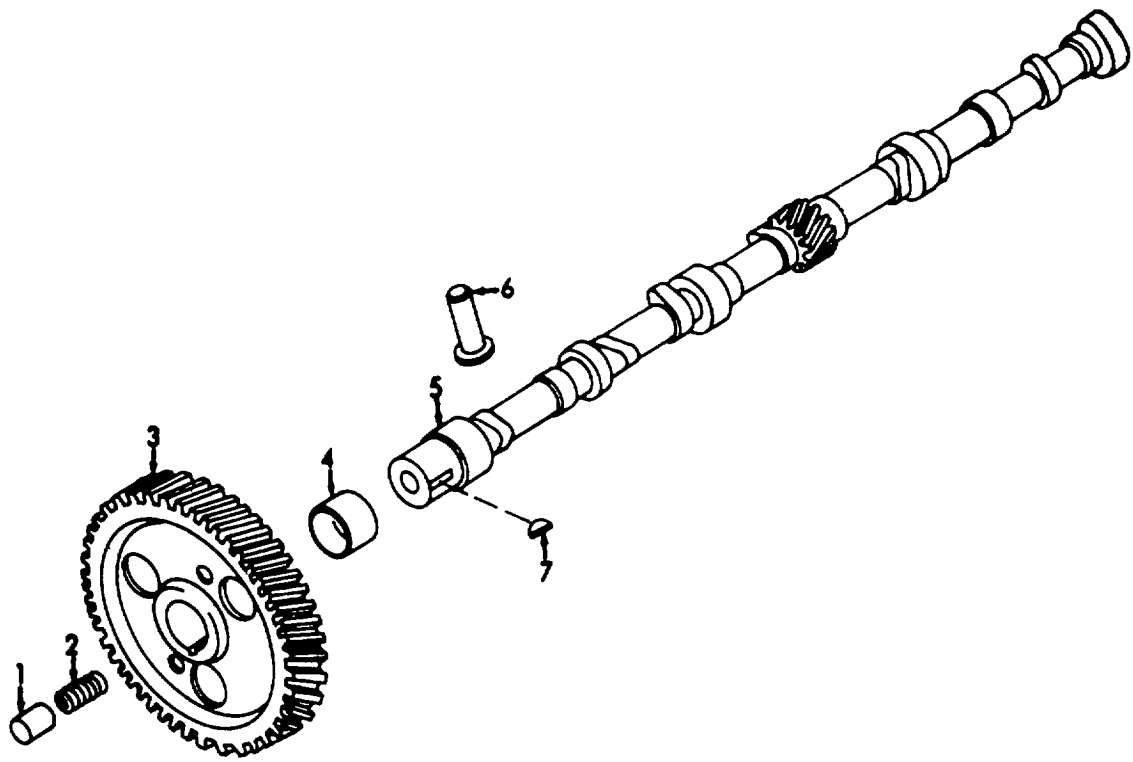


LEGEND TO PARTS, FIGURE 6

ITEM NO.	FUNCT GROUP	ITEM NAME
1	0104	RING
2	0104	RING
3	0104	RING
4	0104	PISTON AY
5	0104	PIN
6	0104	RING
7	0104	BEARING
8	0104	ROD
9	0104	BOLT
10	0104	BEARING
11	0104	NUT

ME 4320-240-25P/6

Figure No. 6 Piston And Connecting Rod

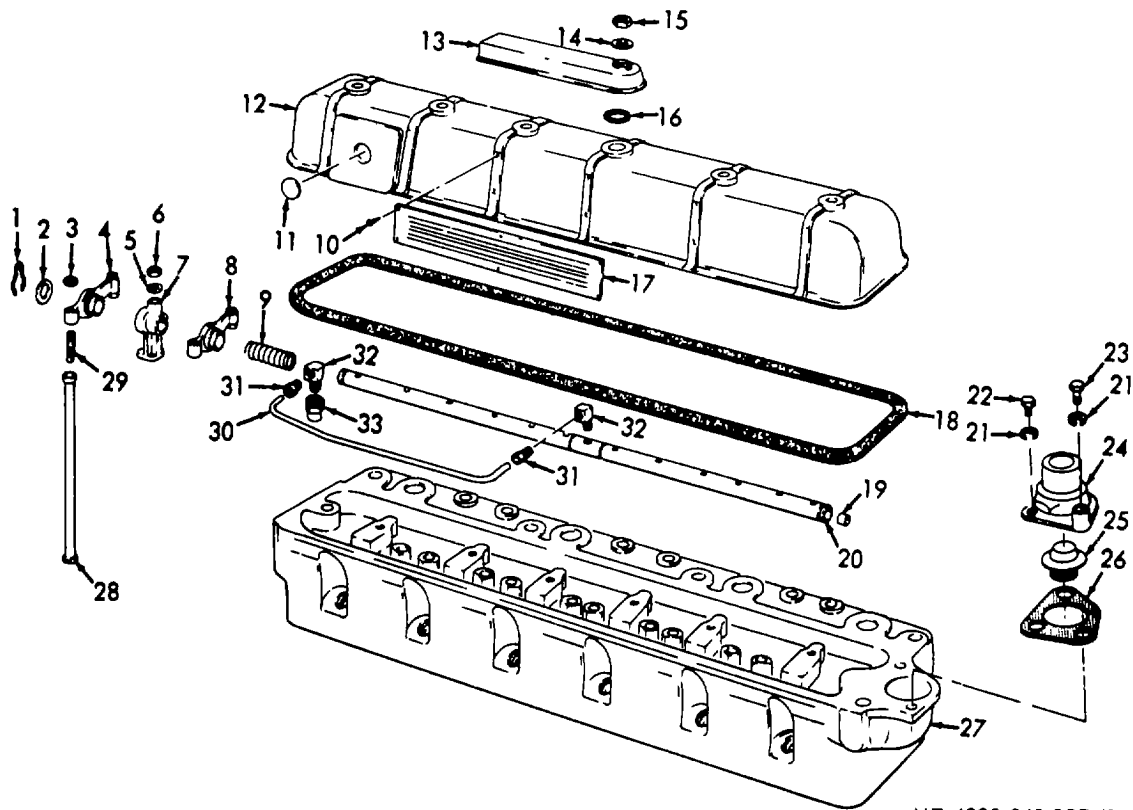


ME 4320-240-25P/7

Figure No. 7 Camshaft, Gear And Lifter

LEGEND TO PARTS, FIGURE 7.

ITEM NO.	FUNCT GROUP	ITEM NAME
1	0105	BUTTON
2	0105	SPRING
3	0105	GEAR
4	0105	BUSHING
5	0105	CAMSHAFT
6	0105	LIFTER
7	0105	KEY

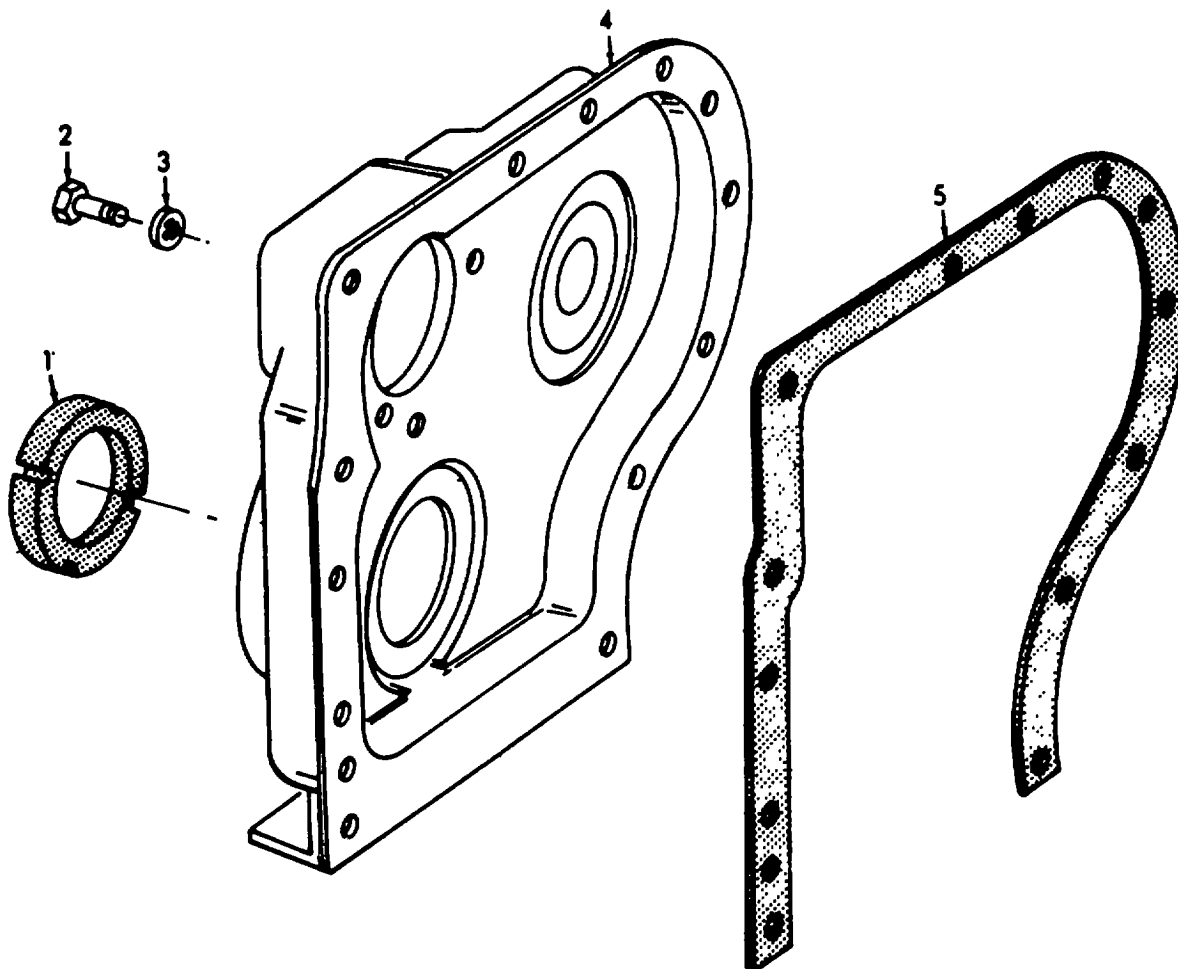


ME 4320-240-25P/8

Figure No. 8 Rocker Arms and Cover

LEGEND TO PARTS, FIGURE 8

ITEM NO.	FUNCT GROUP	ITEM NAME	ITEM NO.	FUNCT GROUP	ITEM NAME	ITEM NO.	FUNCT GROUP	ITEM NAME
1	0105	CLIP	12	0105	COVER	23	0503	SCREW
2	0105	WASHER	13	0106	BREATHER	24	0503	HOUSING
3	0105	NUT	14	0105	WASHER	25	0503	THERMOSTAT
4	0105	ARM	15	0105	NUT	26	0503	GASKET
5	0105	WASHER	16	0106	WASHER	27	0101	HEAD
6	0105	NUT	17	2210	NAME PLATE	28	0105	ROD
7	0105	SUPPORT	18	0105	GASKET	29	0105	SCREW
8	0105	ARM AY	19	0105	PLUG	30	0106	TUBE
9	0105	SPRING	20	0105	SHAFT	31	0106	NUT
10	2210	PIN	21	0503	WASHER	32	0106	CONNECTOR
11	0105	PLUG	22	0503	SCREW	33	0105	PLUG

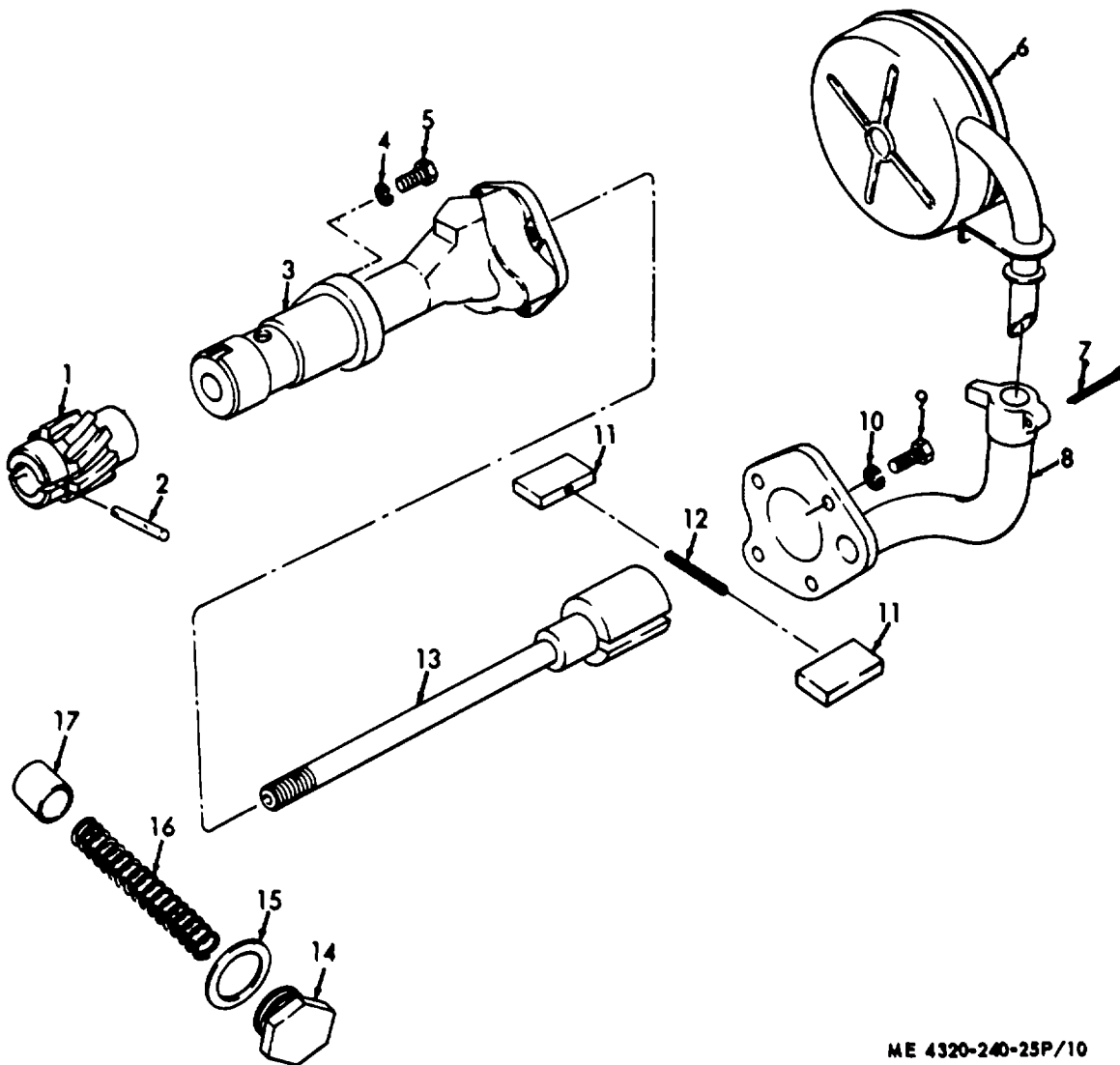


ME 4320-240-25P/9

Figure No. 9 Timing Gear Cover

LEGEND TO PARTS, FIGURE 9

ITEM NO.	FUNCT GROUP	ITEM NAME
1	0102	FELT
2	0105	BOLT
3	0105	WASHER
4	0105	COVER
5	0105	GASKET

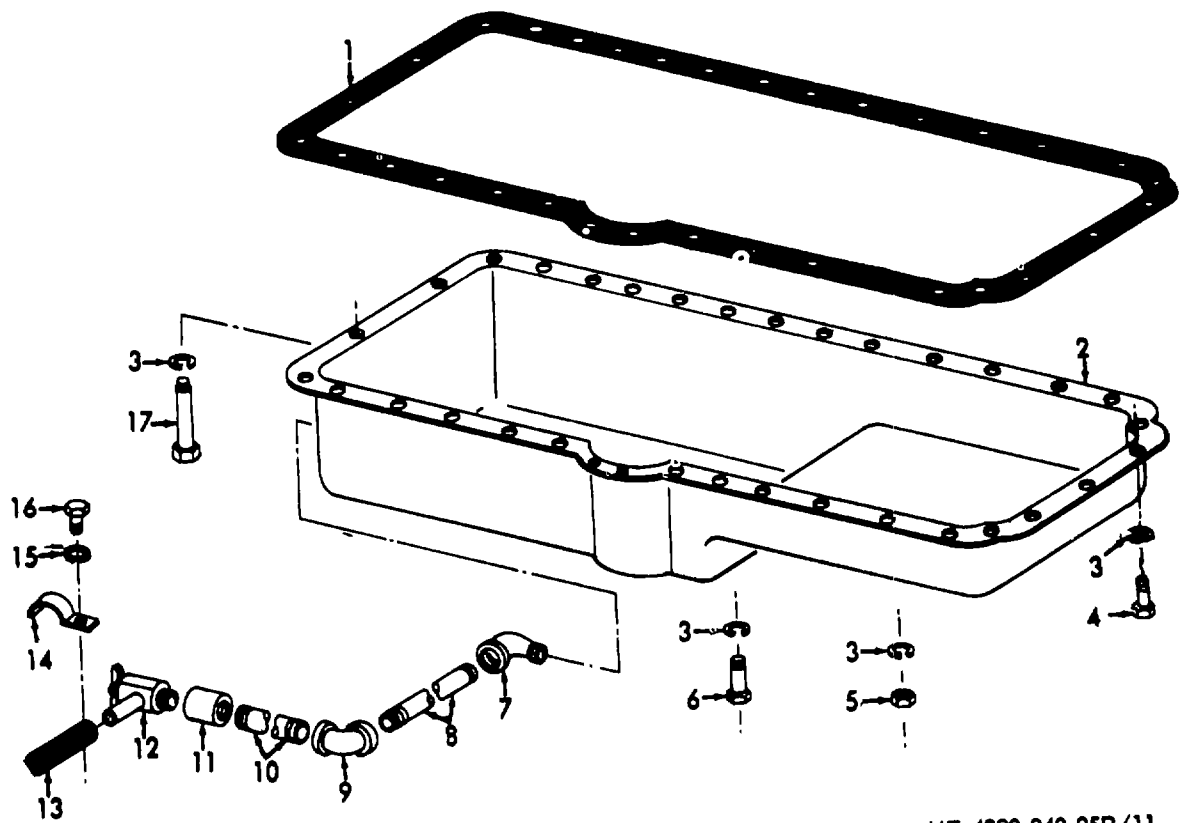


ME 4320-240-25P/10

Figure No. 10 Oil Pump And Relief Valve

LEGEND TO PARTS, FIGURE 10

ITEM NO.	FUNCT GROUP	ITEM NAME	ITEM NO.	FUNCT GROUP	ITEM NAME	ITEM NO.	FUNCT GROUP	ITEM NAME
1	0106	GEAR	7	0106	PIN	18	0106	SHAFT
2	0106	PIN	8	0106	COVER	14	0106	SCREW
3	0106	SHAFT	9	0106	BOLT	15	0106	GASKET
4	0106	WASHER	10	0106	WASHER	16	0106	SPRING
5	0106	SCREW	11	0106	VANE	17	0106	PLUNGER
6	0106	SCREEN	12	0106	SPRING			

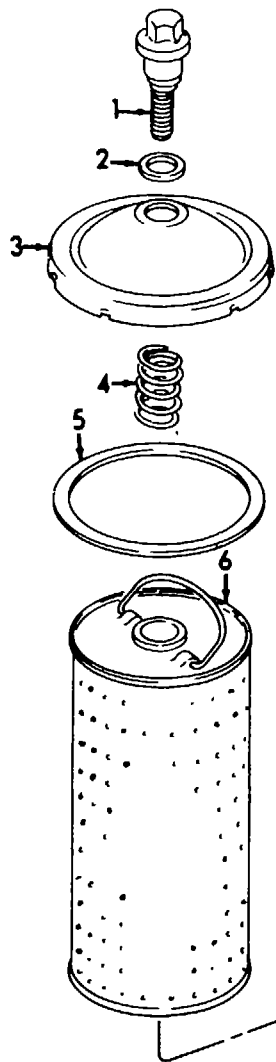


ME 4320-240-25P/11

Figure No. 11 Oil Pan And Drain

LEGEND TO PARTS, FIGURE 11

ITEM NO.	FUNCT GROUP	ITEM NAME	ITEM NO.	FUNCT GROUP	ITEM NAME
1	0106	CASKET	10	0106	NIPPLE
2	0106	PAN	11	0106	COUPLING
3	0106	WASHER	12	0106	COCK
4	0106	BOLT	13	0106	HOSE
5	0106	NUT	14	0106	CLAMP
6	0106	BOLT	15	0106	WASHER
7	0105	ELBOW	16	0106	SCREW
8	0106	NIPPLE	17	0106	SCREW
9	0106	ELBOW			



LEGEND TO PARTS, FIGURE 12

ITEM NO.	FUNCT GROUP	ITEM NAME
1	0106	BOLT
2	0106	GASKET
3	0106	COVER
4	0106	SPRING
5	0106	GASKET
6	0106	CARTRIDGE
7	0106	LINE AY
8	0106	ELBOW
9	0106	RESTRICTOR
10	0106	FILTER AY
11	0106	GASKET
12	0106	ADAPTER
13	0106	SCREW
14	0106	BRACKET
15	0106	NUT
16	0106	BOLT
17	0106	WASHER
18	0106	WASHER
19	0106	SCREW
20	0106	SCREW
21	0106	BOLT
22	0106	STRAP
23	0106	WASHER
24	0106	NUT
25	0106	ADAPTER
26	0106	PLUG
27	0106	LINE AY

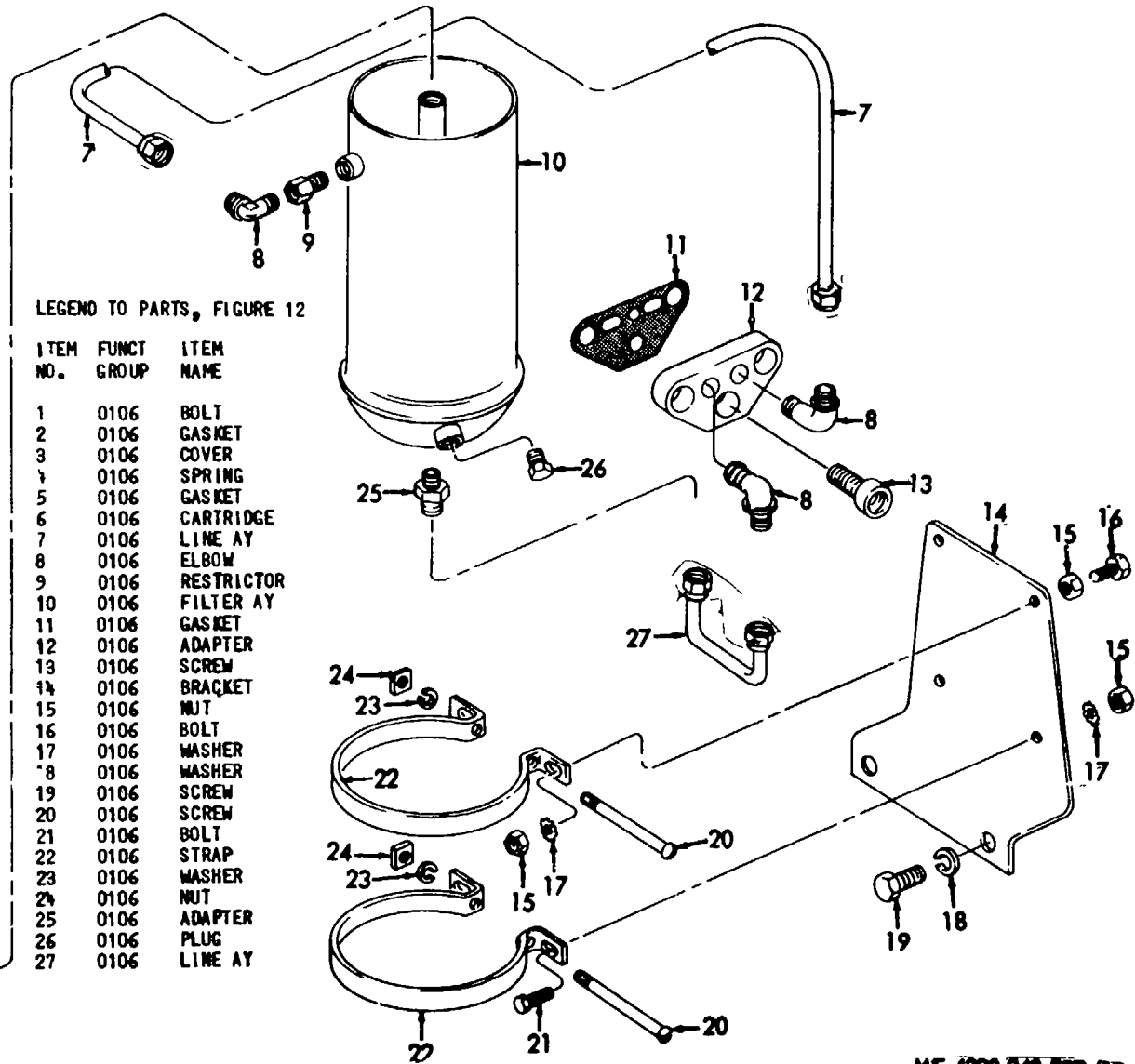


Figure No. 12 Oil Filter

ME 4320-240-25P/12

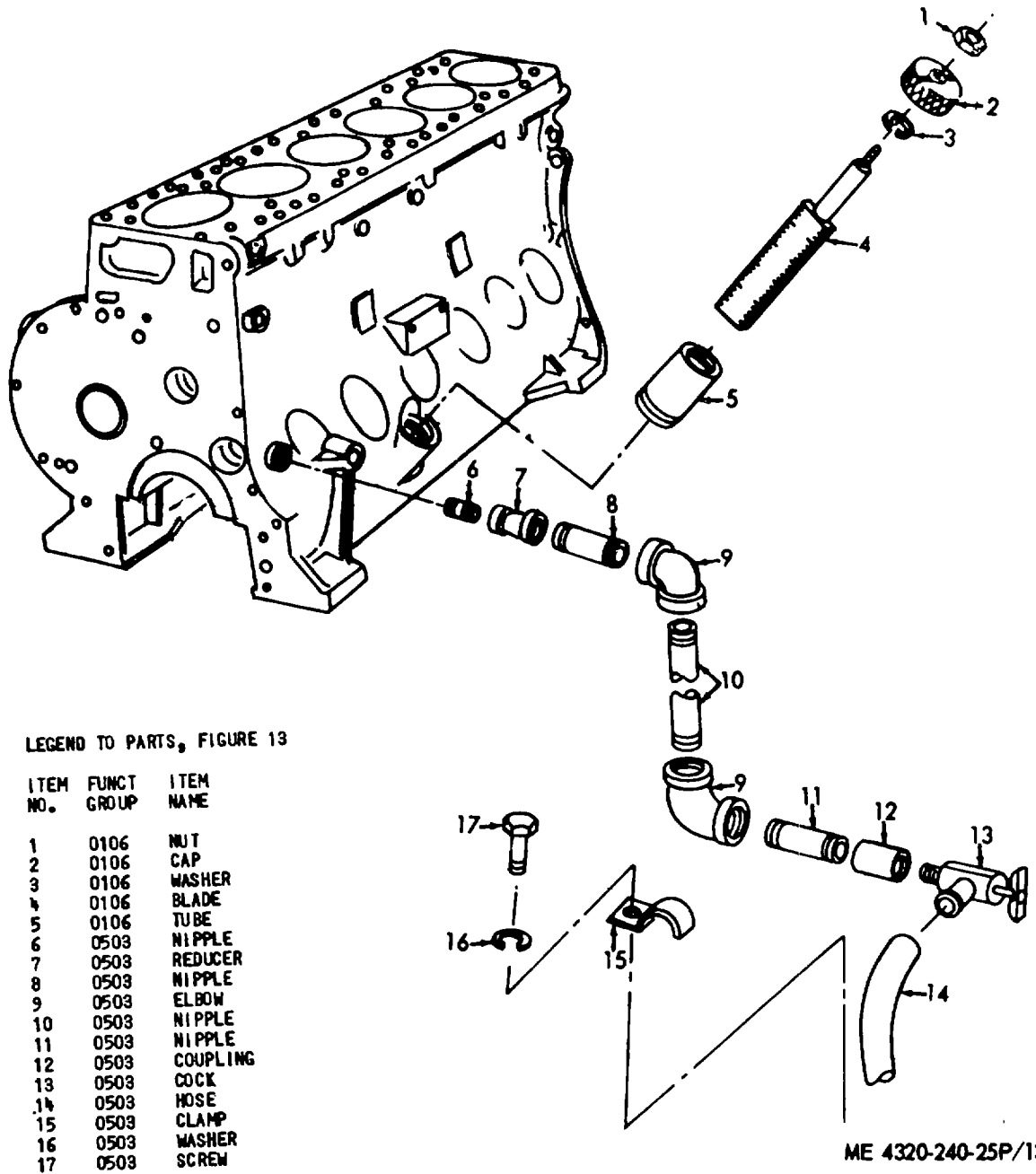


Figure No. 13 Oil Level Gage & Block Drain

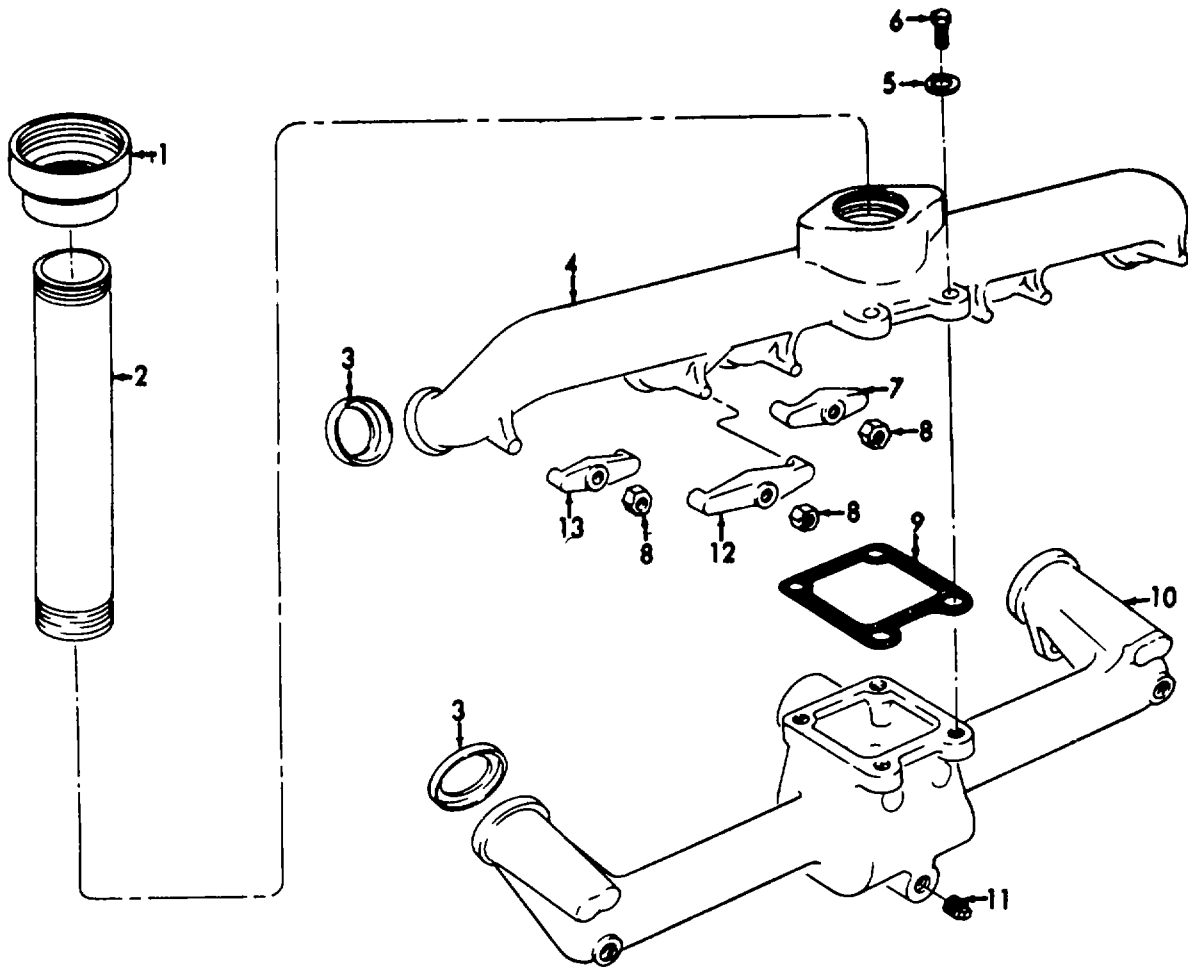


Figure No. 14 Manifold And Exhaust Pipe

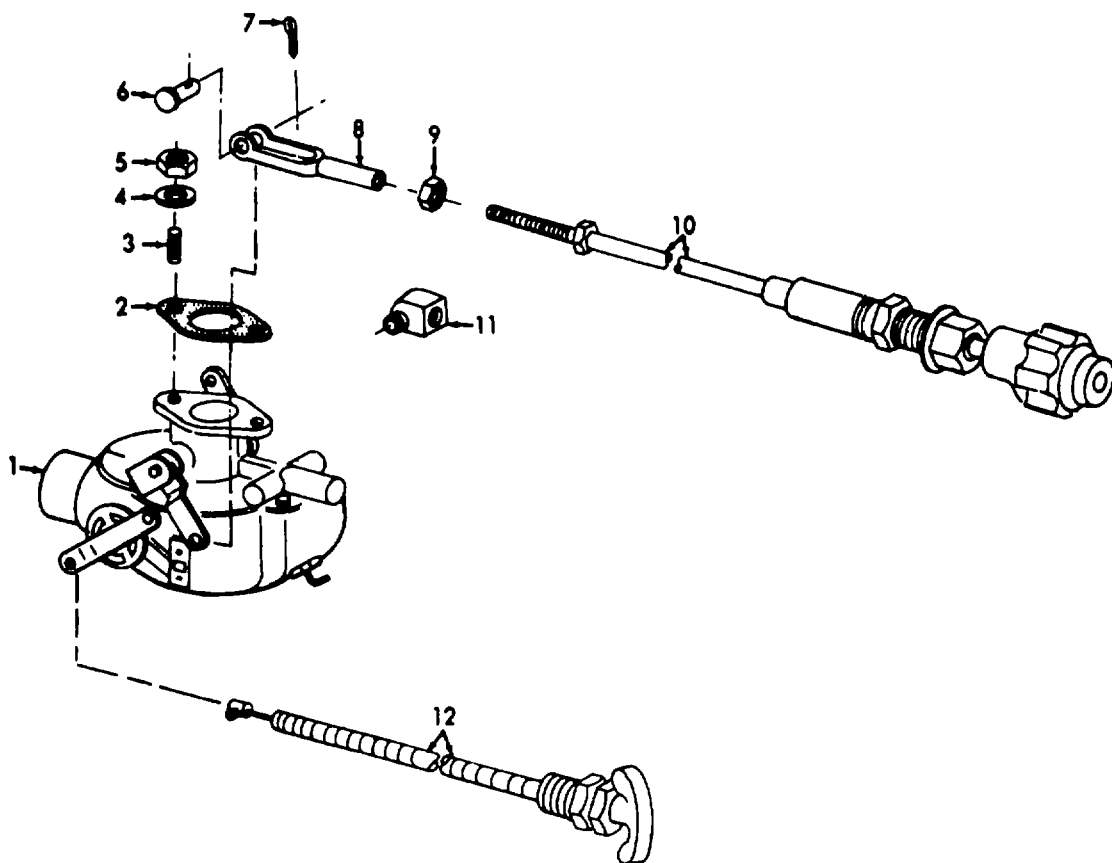
ME 4320-240-25P/14

LEGEND TO PARTS, FIGURE 14

ITEM NO.	FUNCT GROUP	ITEM NAME
1	0401	COUPLING
2	0401	PIPE
3	0108	GASKET
4	0108	MANIFOLD

ITEM NO.	FUNCT GROUP	ITEM NAME
6	0108	BOLT
7	0108	CLAMP
8	0108	NUT
9	0108	GASKET

ITEM NO.	FUNCT GROUP	ITEM NAME
10	0108	MANIFOLD
11	0401	PLUG
12	0401	CLAMP
13	0108	CLAMP



ME 4320-240-25P/15

Figure No. 15 Carburetor

LEGEND TO PARTS, FIGURE 15

ITEM NO.	FUNCT GROUP	ITEM NAME	ITEM NO.	FUNCT GROUP	ITEM NAME
1	0301	CARBURETOR	7	0312	PIN
2	0301	GASKET	8	0312	CLEVIS
3	0301	STUD	9	0312	NUT
4	0301	WASHER	10	0312	THROTTLE
5	0301	NUT	11	0306	ELBOW
6	0312	PIN	12	0312	CONTROL

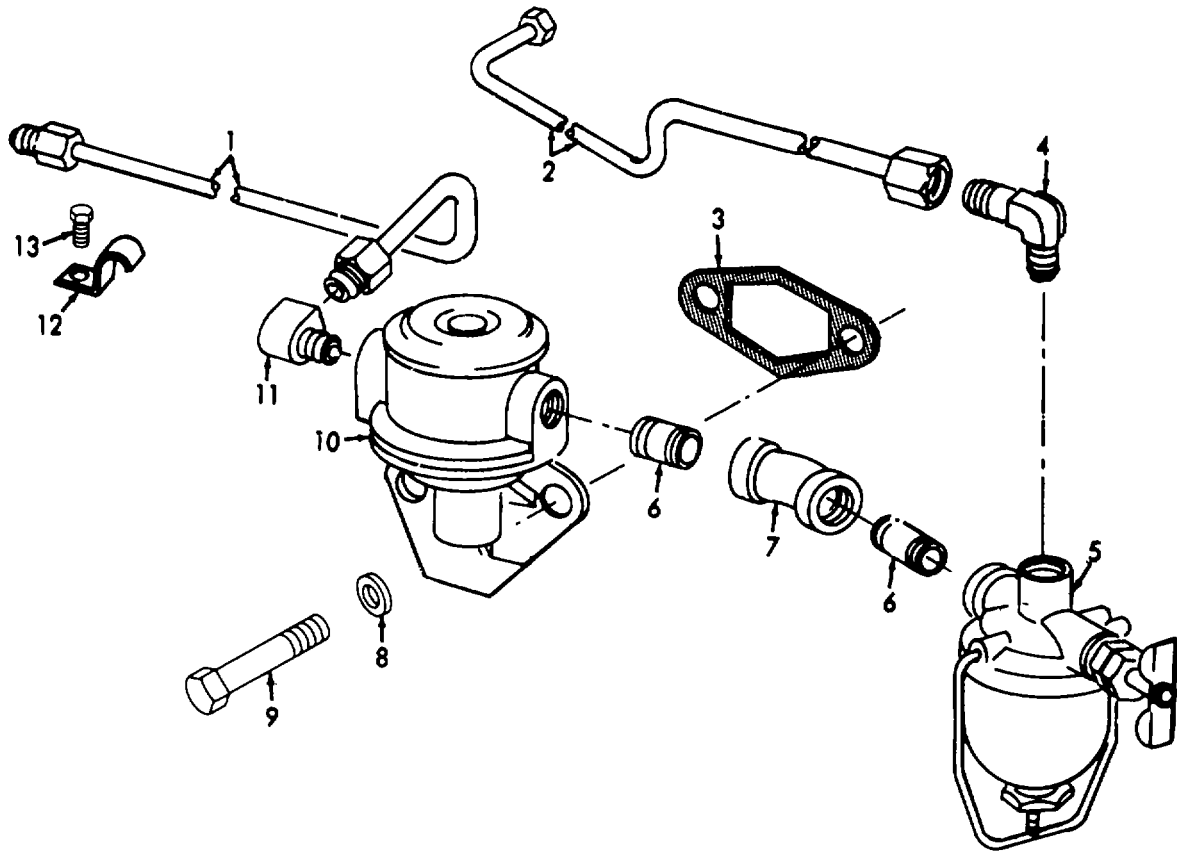
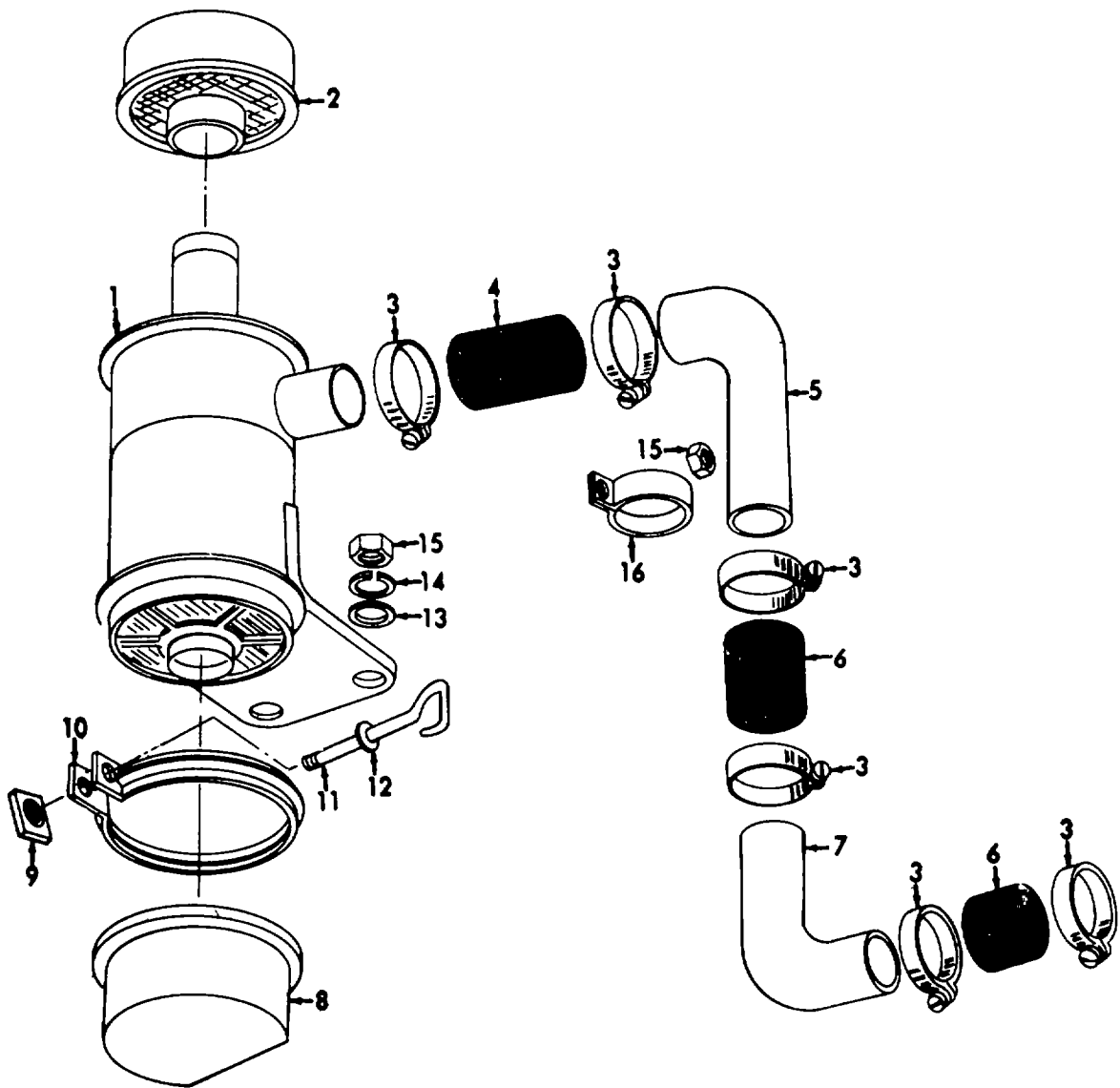


Figure No. 16 Fuel Pump And Strainer

ME 4320-240-25P/16

LEGEND TO PARTS, FIGURE 16

ITEM NO.	FUNCT GROUP	ITEM NAME	ITEM NO.	FUNCT GROUP	ITEM NAME
1	0306	LINE AY	8	0302	WASHER
2	0306	TUBE AY	9	0302	BOLT
3	0302	GASKET	10	0302	PUMP AY
4	0306	ELBOW	11	0306	ELBOW
5	0309	STRAINER AY	12	0306	CLIP
6	0306	NIPPLE	13	0306	SCREW
7	0306	ELBOW			

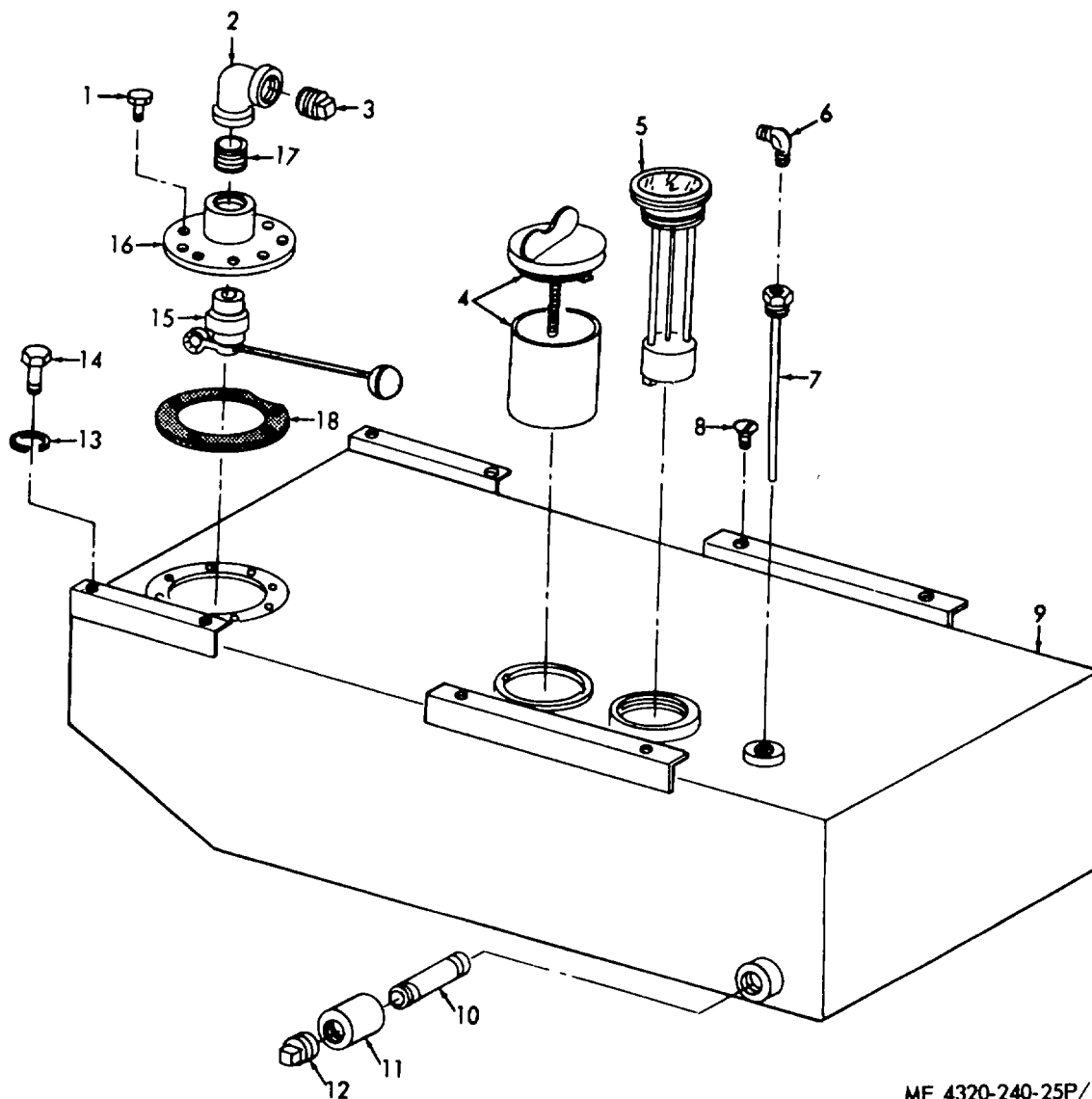


ME 4320-240-25P/17

Figure No. 17 Air Cleaner

LEGEND TO PARTS, FIGURE 17

ITEM NO.	FUNCT GROUP	ITEM NAME	ITEM NO.	FUNCT GROUP	ITEM NAME
1	0804	BODY AY	9	0804	NUT
2	0804	CAP	10	0804	CLAMP
3	0804	CLAMP	11	0804	BOLT
4	0804	HOSE	12	0804	WASHER
5	0804	ELBOW	13	0804	WASHER
6	0804	HOSE	14	0804	WASHER
7	0804	ELBOW	15	0804	NUT
8	0804	CUP AY	16	0804	CLAMP

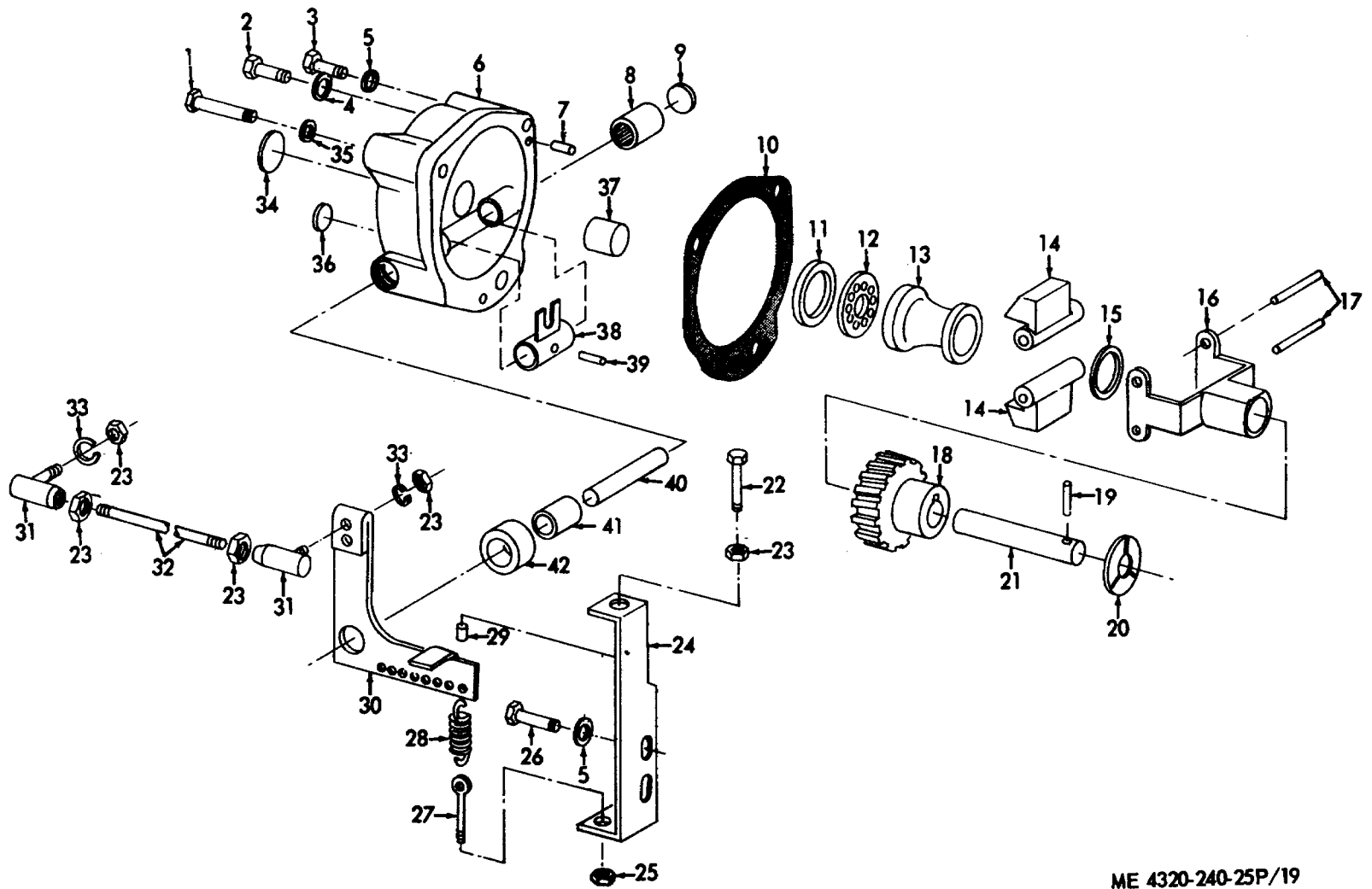


ME 4320-240-25P/18

Figure No. 18 Fuel Tank

LEGEND TO PARTS, FIGURE 18

ITEM NO.	FUNCT GROUP	ITEM NAME	ITEM NO.	FUNCT GROUP	ITEM NAME	ITEM NO.	FUNCT GROUP	ITEM NAME
1	0306	SCREW	7	0306	RISER	13	0306	WASHER
2	0306	ELBOW	8	0306	SCREW	14	0306	SCREW
3	0306	PLUG	9	0306	TANK EYE	15	0306	VALVE
4	0306	CAP	10	0306	NIPPLE	16	0306	FLANGE AY
5	4702	GAGE	11	0306	COUPLING	17	0306	NIPPLE
6	0306	ELBOW	12	0306	PLUG	18	0306	GASKET

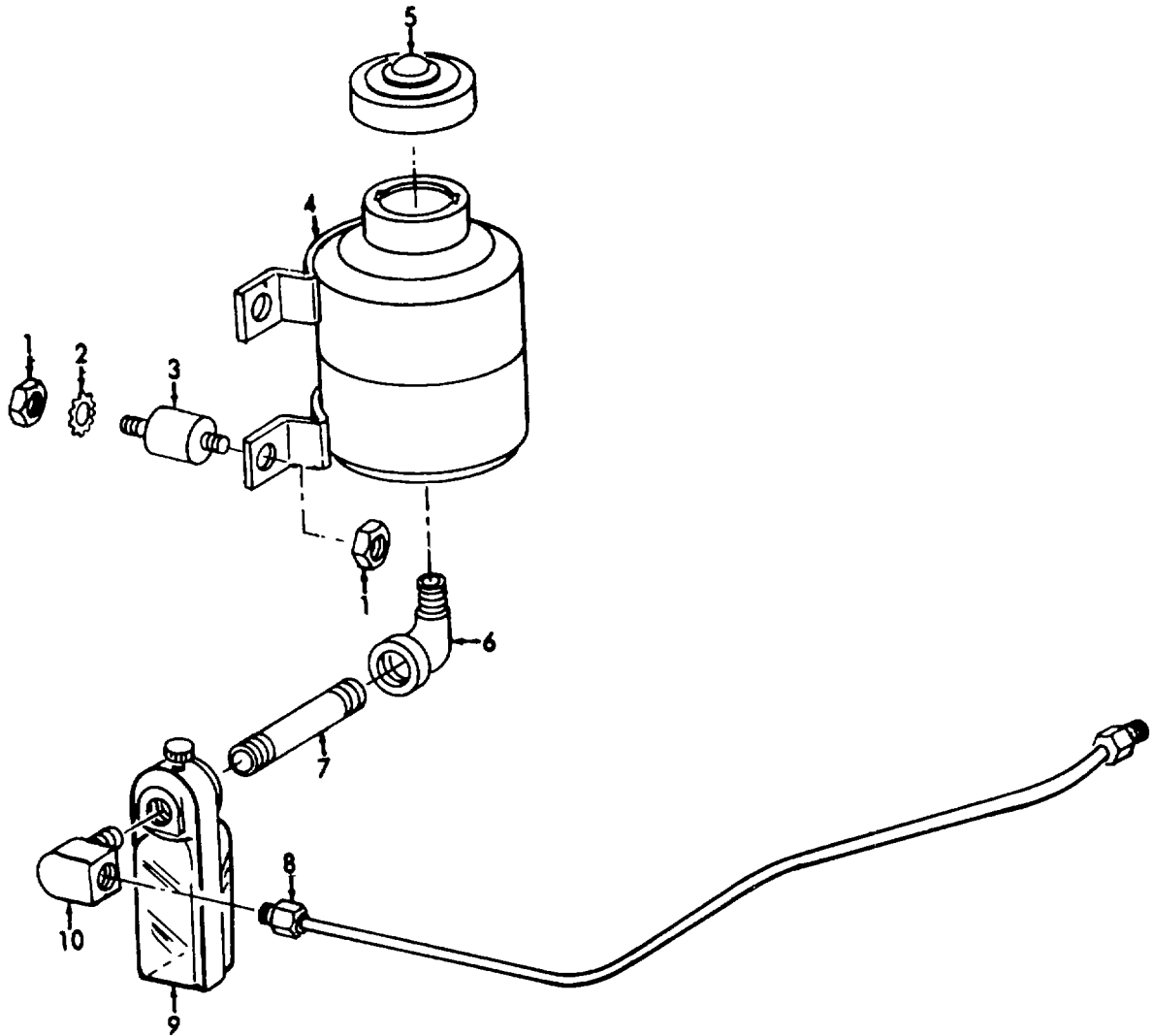


ME 4320-240-25P/19

Figure No. 19 Governor and Controls

LEGEND TO PARTS, FIGURE 19

ITEM NO.	FUNCT GROUP	ITEM NAME	ITEM NO.	FUNCT GROUP	ITEM NAME	ITEM NO.	FUNCT GROUP	ITEM NAME
1	0308	BOLT	15	0308	RING	29	0308	LEVER
2	0308	SCREW	16	0308	SPIDER	30	0308	LEVER
3	0308	BOLT	17	0308	PIN	31	0312	JOINT
4	0308	WASHER	18	0308	GEAR	32	0312	ROD
5	0308	WASHER	19	0308	PIN	33	0312	WASHER
6	0308	HOUSING AY	20	0308	WASHER	34	0308	PLUG
7	0308	PIN	21	0308	SHAFT	35	0308	WASHER
8	0308	BEARING	22	0308	SCREW	36	0308	PLUG
9	0308	PLUG	23	0308	NUT	37	0308	BUSHING
10	0308	GASKET	24	0308	BRACKET	38	0308	YOKE
11	0308	WASHER	25	0308	NUT	39	0308	PIN
12	0308	BEARING	26	0308	BOLT	40	0308	SHAFT
13	0308	THRUST SPOOL	27	0308	SCREW	41	0308	BEARING
14	0308	WEIGHT	28	0308	SPRING	42	0308	SEAL

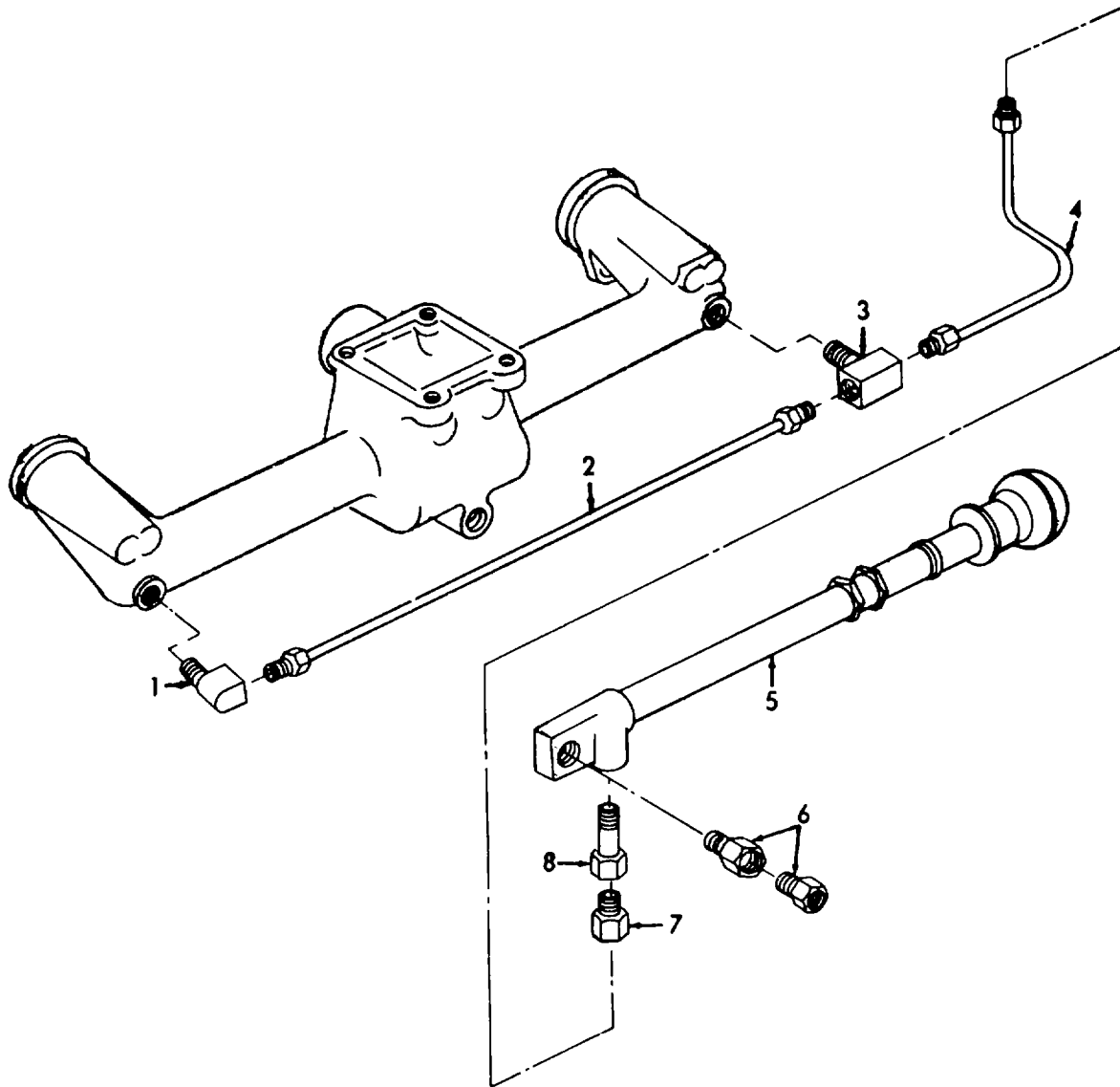


ME 4320-240-25P/20

Figure No. 20 Hand Primer Tank

LEGEND TO PARTS, FIGURE 20

ITEM NO.	FUNCT GROUP	ITEM NAME	ITEM NO.	FUNCT GROUP	ITEM NAME
1	0311	NUT	6	0311	ELBOW
2	0311	WASHER	7	0311	NIPPLE
3	0311	MOUNT	8	0311	TUBE AY
4	0311	TANK	9	0309	FILTER AY
5	0311	CAP	10	0311	ELBOW

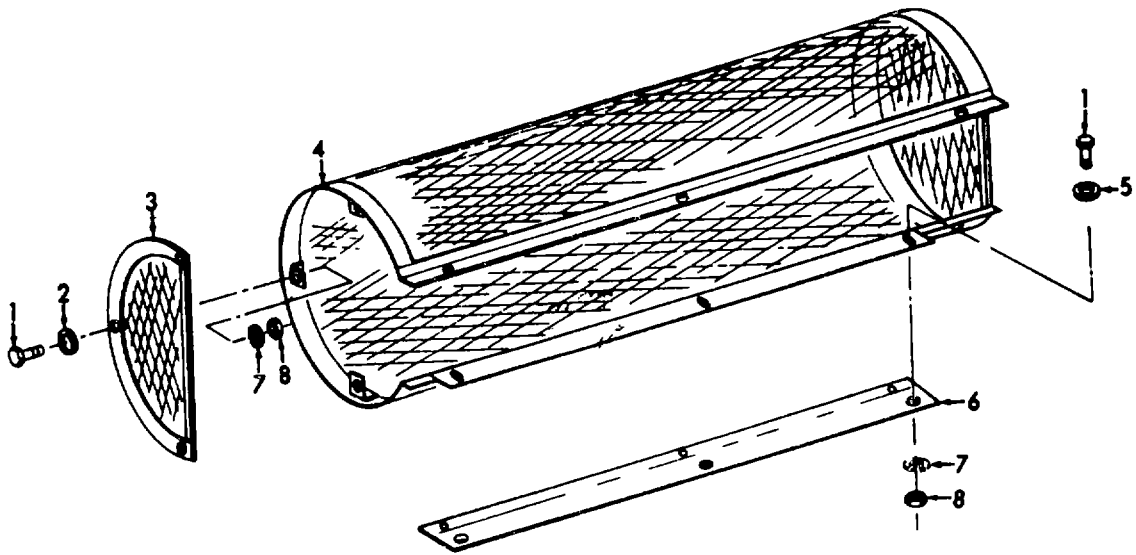


ME 4320-240-25P/21

Figure No. 21 Hand Primer

LEGEND TO PARTS, FIGURE 21

ITEM NO.	FUNCT GROUP	ITEM NAME	ITEM NO.	FUNCT GROUP	ITEM NAME
1	0311	ELBOW	5	0311	PRIMER AY
2	0311	LINE AY	6	0311	CONNECTOR
3	0311	TEE AY	7	0311	CONNECTOR
4	0311	LINE AY	8	0311	ADAPTER

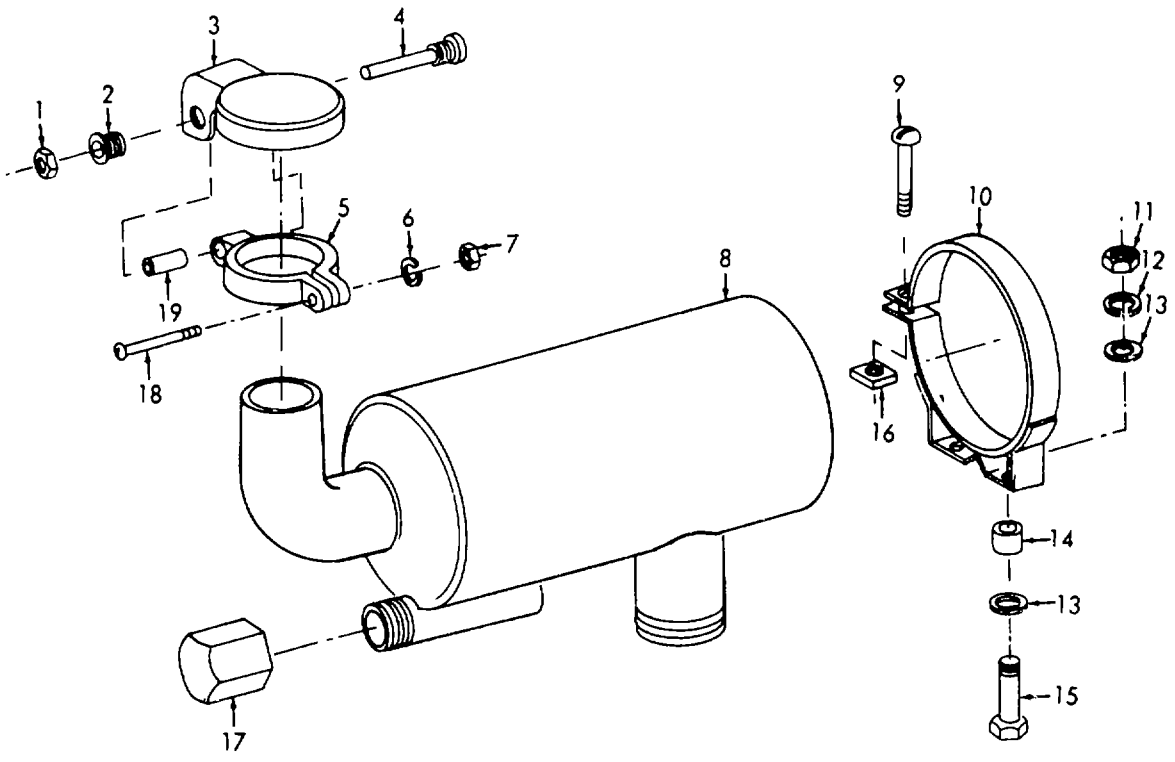


ME 4320-240-25P/22

Figure No. 22 Muffler Guards

LEGEND TO PARTS, FIGURE 22

ITEM NO.	FUNCT GROUP	ITEM NAME
1	0401	SCREW
2	0401	WASHER
3	0401	END
4	0401	GUARD
5	0401	WASHER
6	0401	SPACER
7	0401	WASHER
8	0401	NUT

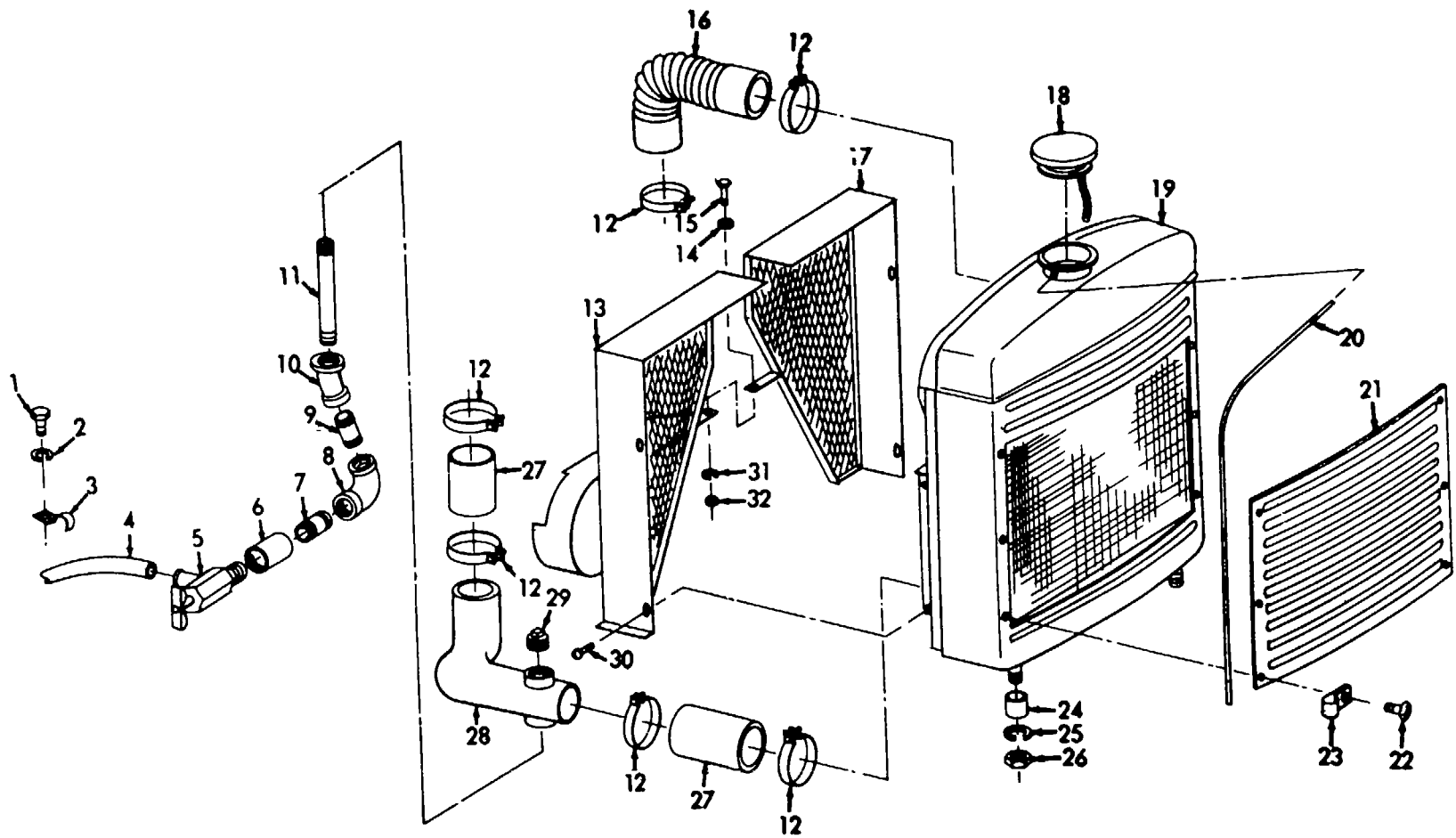


ME 4320-240-25P/23

Figure No. 23 Snubber

LEGEND TO PARTS, FIGURE 23

ITEM NO.	FUNCT GROUP	ITEM NAME	ITEM NO.	FUNCT GROUP	ITEM NAME
1	0401	NUT	11	0401	NUT
2	0401	BUSHING	12	0401	WASHER
3	0401	CAP	13	0401	WASHER
4	0401	SCREW	14	0401	SPACER
5	0401	BRACKET	15	0401	BOLT
6	0401	WASHER	16	0401	NUT
7	0401	NJT	17	0401	CAP
8	0104	SNUBBER	18	0401	SCREW
9	0401	SCREW	19	0401	BUSHING
10	0401	STRAP			



ME 4320-240-25P/24

Figure No. 24 Radiator And Related Parts

ITEM NO.	FUNCT GROUP	ITEM NAME	ITEM NO.	FUNCT GROUP	ITEM NAME	ITEM NO.	FUNCT GROUP	ITEM NAME
1	0503	SCREW	12	0503	CLAMP	23	0501	CLIP
2	0503	WASHER	13	0505	GUARD	24	0501	SPACER
3	0503	CLAMP	14	0505	WASHER	25	0501	WASHER
4	0503	HOSE	15	0505	SCREW	26	0501	NUT
5	0503	COCK	16	0503	HOSE	27	0503	HOSE
6	0503	COUPLING	17	0505	GUARD	28	0503	ELBOW
7	0503	NIPPLE	18	0501	CAP	29	0503	PLUG
8	0503	ELBOW	19	0501	RADIATOR AY	30	0505	SCREW
9	0503	NIPPLE	20	0501	TUBE	31	0505	WASHER
10	0503	ELBOW	21	0501	GRILLE	32	0505	NUT
11	0503	NIPPLE	22	0501	SCREW			

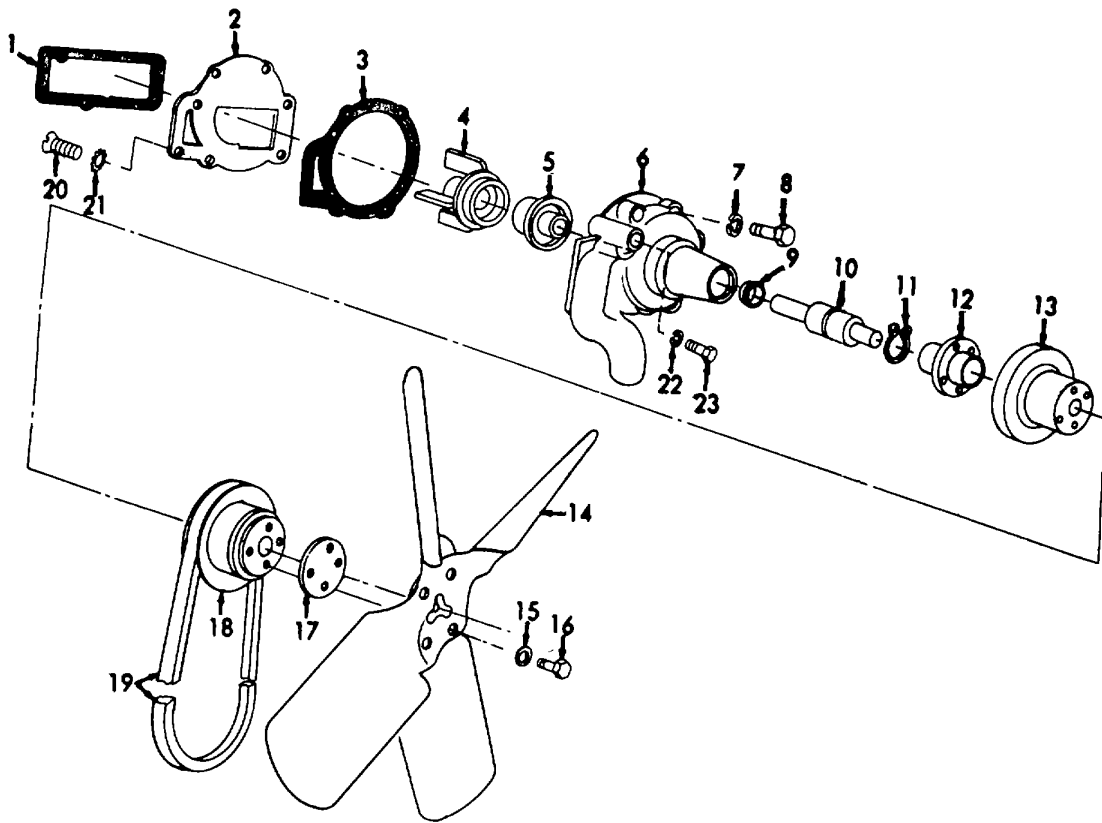
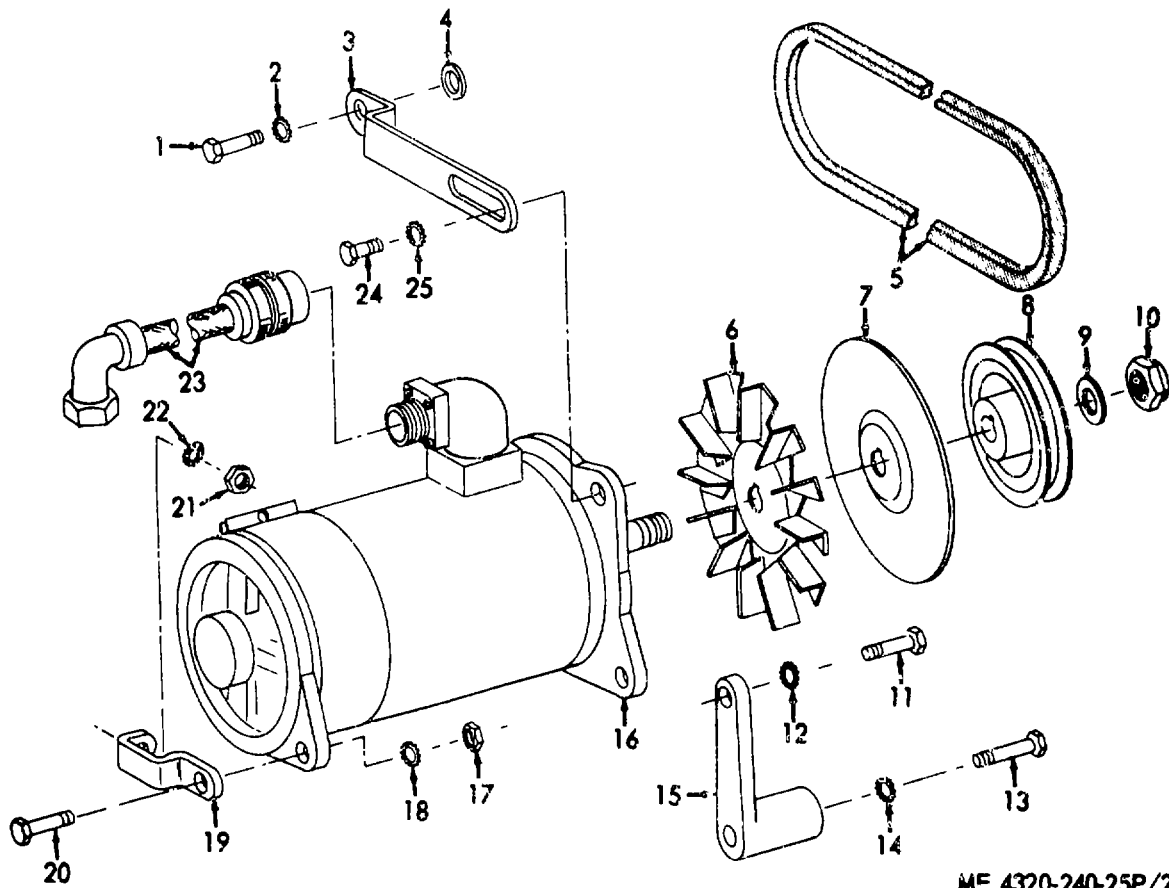


Figure No. 25 Water Pump

ME 4320-240-25P/25

LEGEND TO PARTS, FIGURE 25

ITEM NO.	FUNCT GROUP	ITEM NAME	ITEM NO.	FUNCT GROUP	ITEM NAME	ITEM NO.	FUNCT GROUP	ITEM NAME
1	0504	GASKET	9	0504	DEFLECTOR	17	0505	SPACE
2	0504	COVER	10	0504	SHAFT-BEARING	18	0505	PULLEY
3	0504	GASKET	11	0504	RING	19	0505	BELT
4	0504	IMPELLER	12	0504	HUB	20	0504	SCREW
5	0504	SEAL	13	0505	PULLEY	21	0504	WASHER
6	0504	BODY	14	0505	FAN	22	0504	WASHER
7	0504	WASHER	15	0505	WASHER	23	0504	SCREW
8	0504	SCREW	16	0505	BOLT			

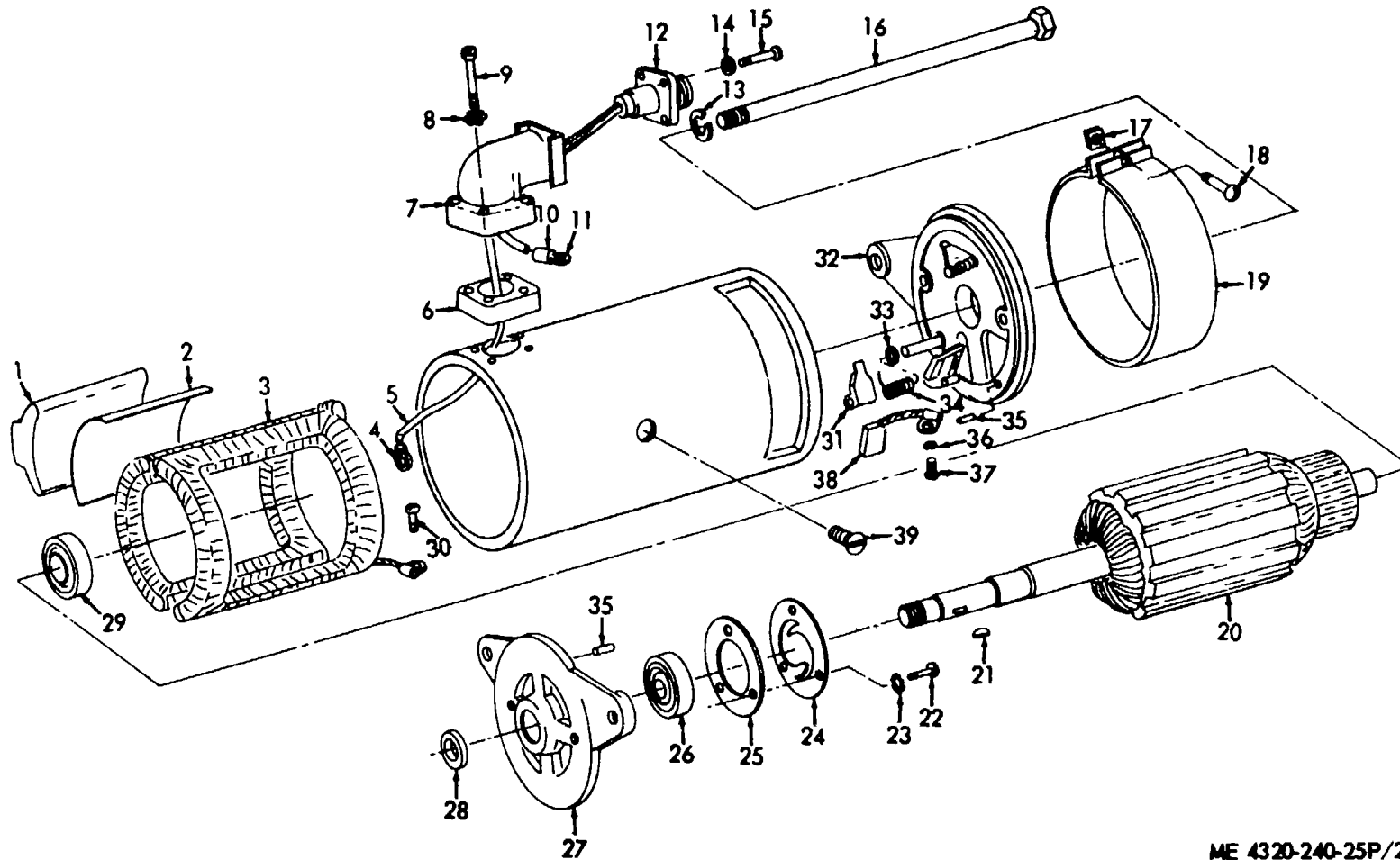


ME 4320-240-25P/26

Figure No. 26 Generator and Related Parts

LEGEND TO PARTS, FIGURE 26

ITEM NO.	FUNCT GROUP	ITEM NAME	ITEM NO.	FUNCT GROUP	ITEM NAME	ITEM NO.	FUNCT GROUP	ITEM NAME
1	0601	SCREW	10	0601	NUT	18	0601	WASHER
2	0601	WASHER	11	0601	BOLT	19	0601	SUPPORT
3	0601	STRAP	12	0601	WASHER	20	0601	SCREW
4	0601	WASHER	13	0601	SCREW	21	0601	NUT
5	0601	BELT	14	0601	WASHER	22	0601	WASHER
6	0601	FAN	15	0601	SUPPORT	23	0601	CABLE AY
7	0601	BAFFLE	16	0601	GENERATOR AY	24	0601	SCREW
8	0601	PULLEY	17	0601	NUT	25	0601	WASHER
9	0601	WASHER						

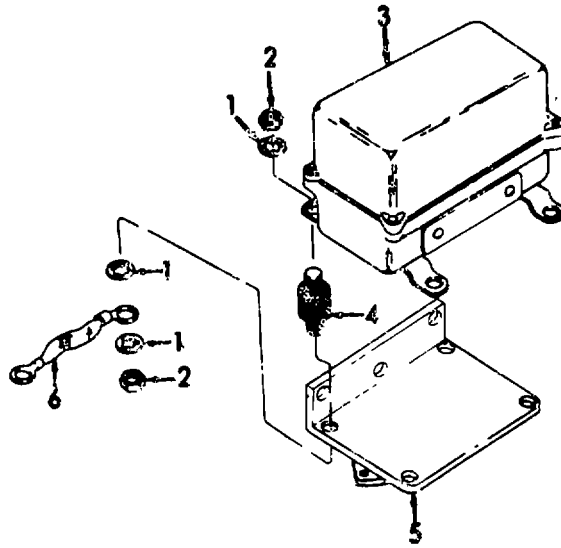


ME 4320-240-25P/27

Figure No. 27 Generator

LEGEND TO PARTS, FIGURE 27

ITEM NO.	FUNCT GROUP	ITEM NAME	ITEM NO.	FUNCT GROUP	ITEM NAME	ITEM NO.	FUNCT GROUP	ITEM NAME
1	0601	SHOE	14	0601	WASHER	27	0601	FRAME
2	0601	INSULATOR	15	0601	SCREW	28	0601	WASHER
3	0601	WINDING	16	0601	BOLT	29	0601	BEARING
4	0601	TERMINAL	17	0601	NUT	30	0601	SCREW ASMD WHR
5	0601	LEAD	18	0601	SCREW	31	0601	ARM
6	0601	ADAPTER	19	0601	COVER BAND AY	32	0601	FRAME
7	0601	ELBOW	20	0601	ARMATURE	33	0601	WASHER
8	0601	WASHER	21	0601	KEY	34	0601	SPRING
9	0601	SCREW	22	0601	SCREW	35	0601	PIN
10	0601	INSULATION	23	0601	WASHER	36	0601	WASHER
11	0601	TERMINAL LUG	24	0601	COLLECTOR	37	0601	SCREW
12	0601	CONNECTOR	25	0601	PLATE	38	0601	BRUSH
13	0601	WASHER	26	0601	BEARING	39	0601	SCREW



ME 4320-240-25P/28

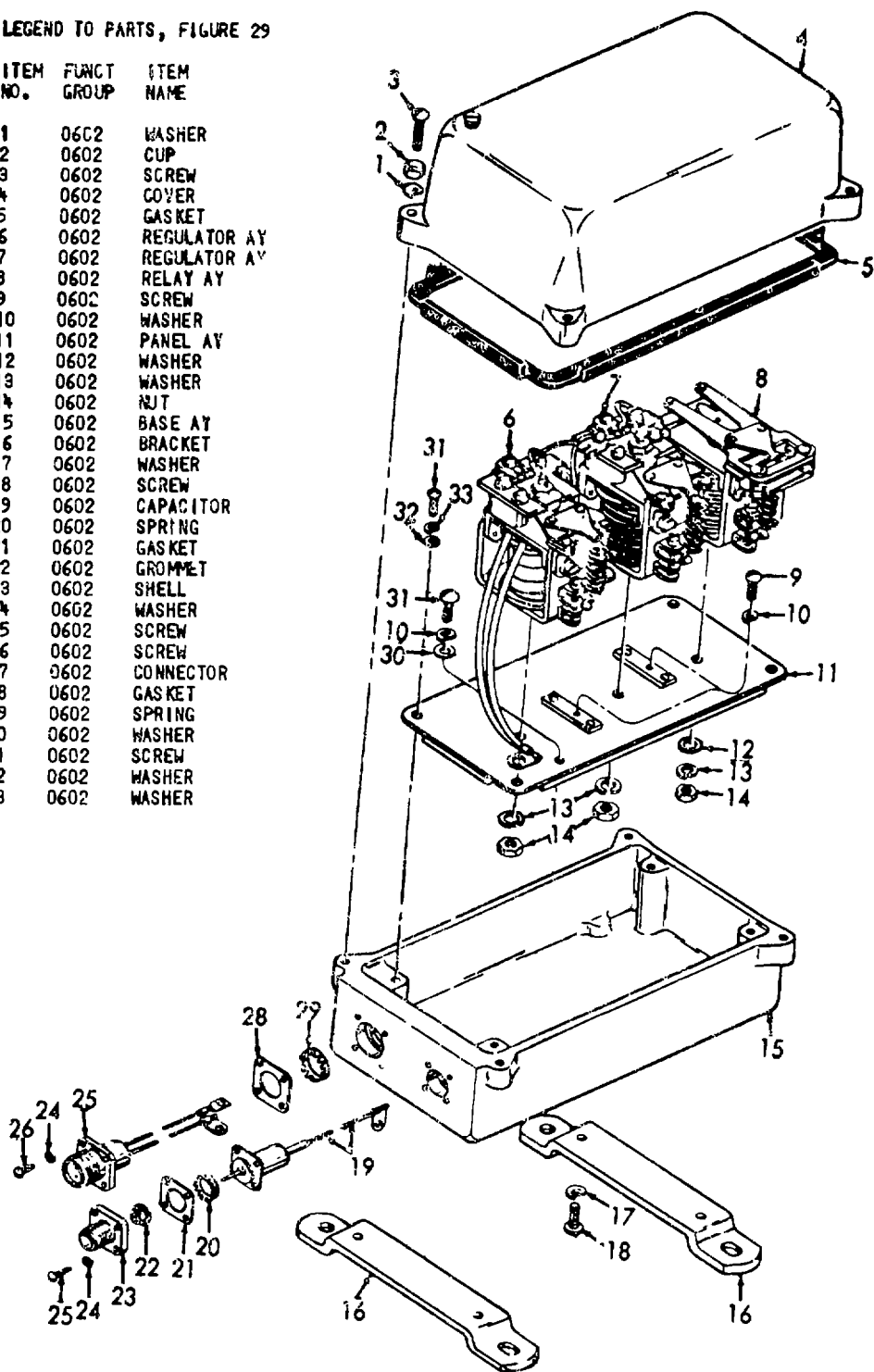
LEGEND TO PARTS, FIGURE 28

ITEM NO.	FUNCT GROUP	ITEM NAME
1	0602	WASHER
2	06C2	NUT
3	0602	REGULATOR
4	0602	MOUNT
5	0602	BRACKET
6	0615	LEAD WY

Figure No. 28 Voltage Regulator

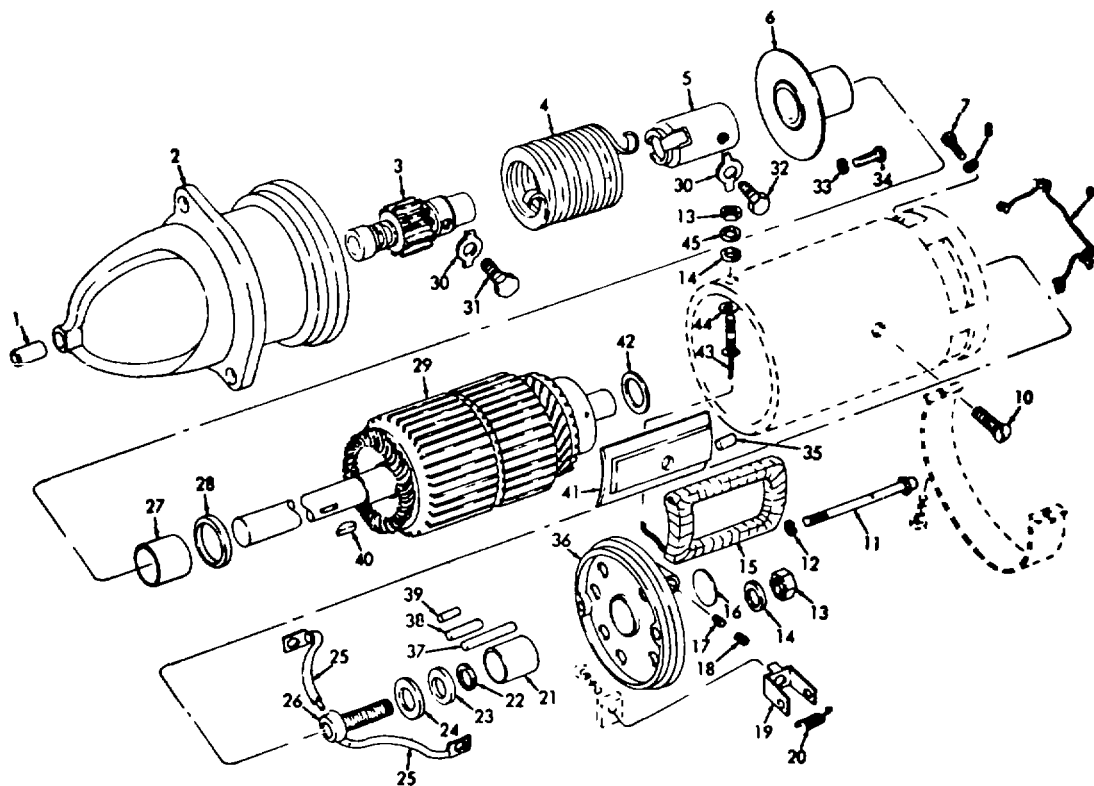
LEGEND TO PARTS, FIGURE 29

ITEM NO.	FUNCT GROUP	ITEM NAME
1	0602	WASHER
2	0602	CUP
3	0602	SCREW
4	0602	COVER
5	0602	GASKET
6	0602	REGULATOR AY
7	0602	REGULATOR AY
8	0602	RELAY AY
9	0602	SCREW
10	0602	WASHER
11	0602	PANEL AY
12	0602	WASHER
13	0602	WASHER
14	0602	NUT
15	0602	BASE AY
16	0602	BRACKET
17	0602	WASHER
18	0602	SCREW
19	0602	CAPACITOR
20	0602	SPRING
21	0602	GASKET
22	0602	GROMMET
23	0602	SHELL
24	0602	WASHER
25	0602	SCREW
26	0602	SCREW
27	0602	CONNECTOR
28	0602	GASKET
29	0602	SPRING
30	0602	WASHER
31	0602	SCREW
32	0602	WASHER
33	0602	WASHER



ME 4320-240-25P/29

Figure No. 29 Regulator

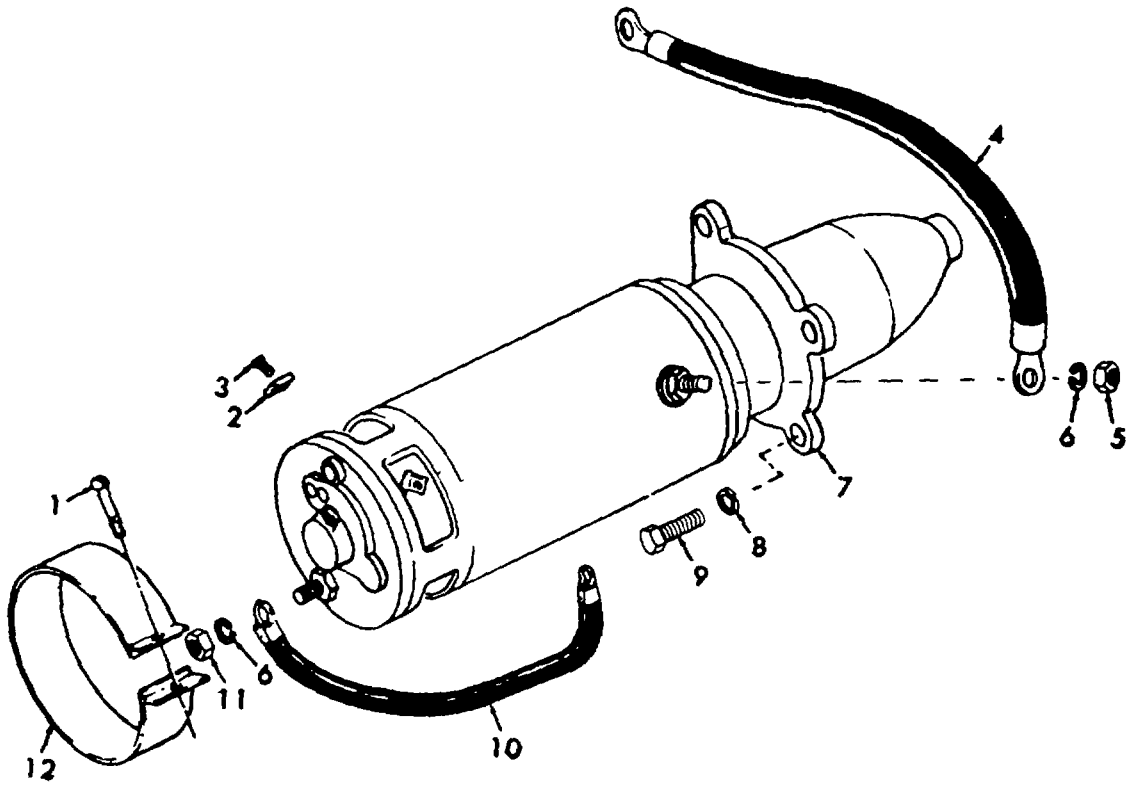


ME 4320-240-25P/30

Figure No. 30 Starter

LEGEND TO PARTS, FIGURE 30

ITEM NO.	FUNCT GROUP	ITEM NAME	ITEM NO.	FUNCT GROUP	ITEM NAME	ITEM NO.	FUNCT GROUP	ITEM NAME
1	0603	BEARING	16	0603	PLUG	31	0603	BOLT
2	0603	HOUSING	17	0603	WICK	32	0603	SETSCREW
3	0603	SHAFT	18	0603	PLUG	33	0603	WASHER
4	0603	SPRING	19	0603	HOLDER	34	0603	SCREW
5	0603	SLEEVE	20	0603	SPRING	35	0603	PIN
6	0603	RETAINER	21	0603	BEARING	36	0603	FRAME
7	0603	SCREW	22	0603	WASHER	37	0603	PIN
8	0603	WASHER	23	0603	WASHER	38	0603	PIN
9	0603	LEAD AY	24	0603	INSULATOR	39	0603	PIN
10	0603	SCREW	25	0603	LEAD	40	0603	KEY
11	0603	BOLT	26	0603	STUD	41	0603	SHOE
12	0603	WASHER	27	0603	BEARING	42	0603	WASHER
13	0603	NUT	28	0603	WASHER	43	0603	STUD
14	0603	WASHER	29	0603	ARMATURE	44	0603	INSULATOR
15	0603	WINDING	30	0603	WASHER	45	0603	WASHER

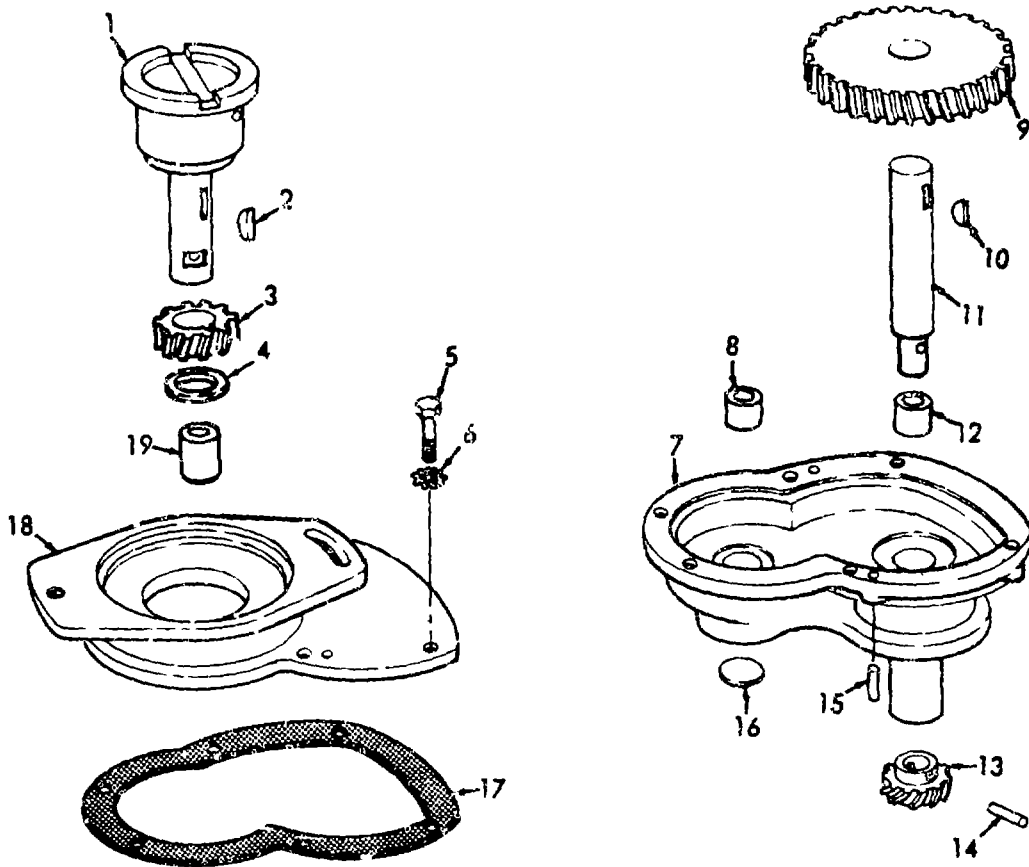


ME 4320-240-25P/31

Figure No. 31 Starter

LEGEND TO PARTS, FIGURE 31

ITEM NO.	FUNCT GROUP	ITEM NAME	ITEM NO.	FUNCT GROUP	ITEM NAME
1	0603	SCREW	7	0603	STARTER
2	0603	BRUSH	8	0603	WASHER
3	0603	SCREW	9	0603	BOLT
4	0603	CABLE AY	10	0603	CABLE AY
5	0603	NUT	11	0603	NUT
6	0603	WASHER	12	0608	COVER



ME 4320-240-25P/32

Figure No. 32 Magneto Drive

LEGEND TO PARTS, FIGURE 32

ITEM NO.	FUNCT GROUP	ITEM NAME	ITEM NO.	FUNCT GROUP	ITEM NAME	ITEM NO.	FUNCT GROUP	ITEM NAME
1	0605	SHAFT	8	0605	BUSHING	14	0605	PIN
2	0605	KEY	9	0605	GEAR	15	0605	PIN
3	0605	GEAR	10	0605	KEY	16	0605	PLUG
4	0605	COLLAR	11	0605	SHAFT	17	0605	GASKET
5	0605	BOLT	12	0605	BUSHING	18	0605	COVER
6	0605	WASHER	13	0605	GEAR	19	0605	BUSHING
7	0605	CASE						

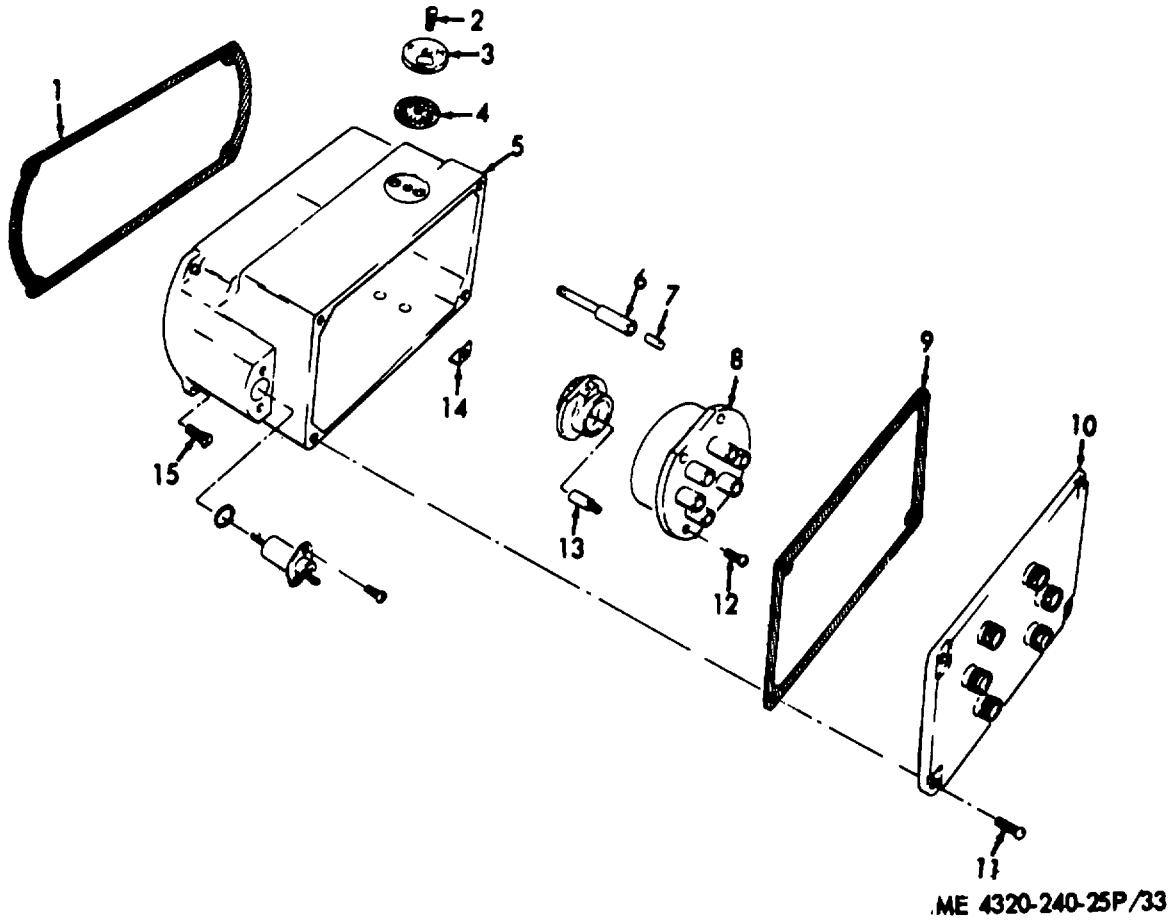


Figure No. 33 Magneto Cap And Block

LEGEND TO PARTS, FIGURE 33

ITEM NO.	FUNCT GROUP	ITEM NAME	ITEM NO.	FUNCT GROUP	ITEM NAME
1	0605	GASKET	9	0605	GASKET
2	0605	SCREW	10	0605	COVER
3	0605	SCREW	11	0605	SCREW ASMD MHR
4	0605	SCREEN	12	0605	SCREW ASMD MHR
5	0605	CAP	13	0605	BRUSH
6	0605	SUPPRESSOR	14	0605	CLIP
7	0605	INSULATOR	15	0605	SCREW ASMD MHR
8	0605	BLOCK			

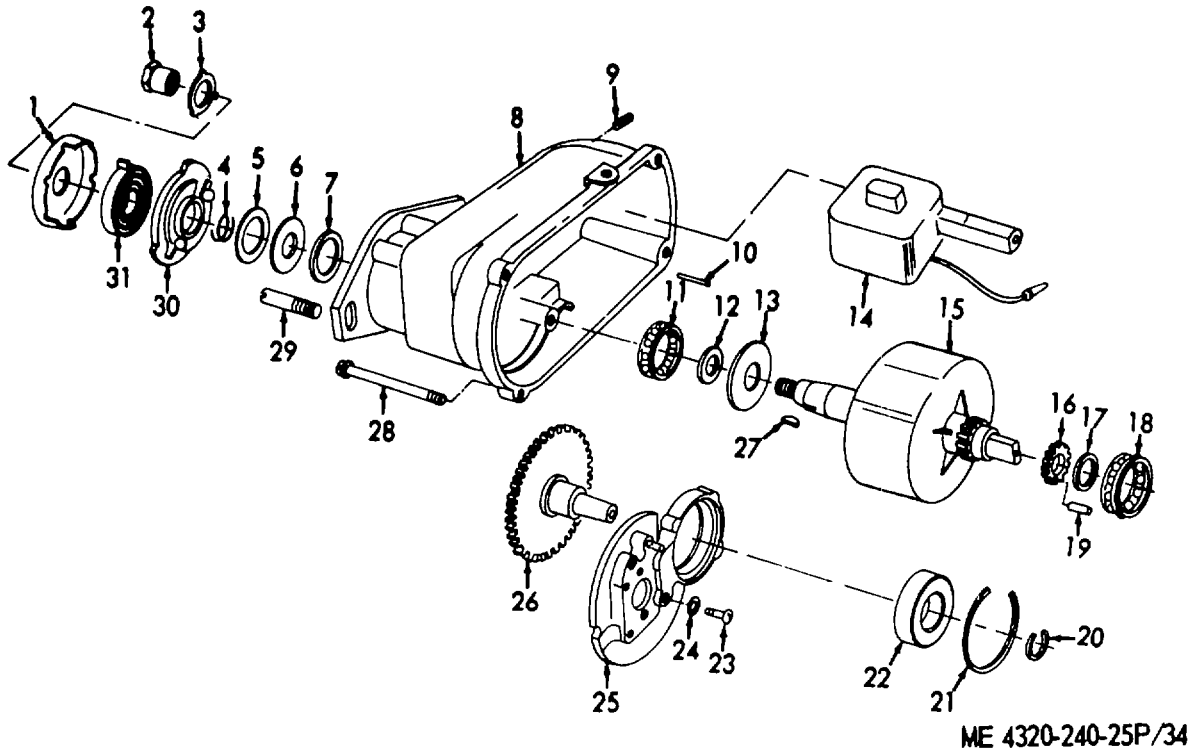


Figure No. 34 Magneto Housing And Rotor

LEGEND TO PARTS, FIGURE 34

ITEM NO.	FUNCT GROUP	ITEM NAME	ITEM NO.	FUNCT GROUP	ITEM NAME	ITEM NO.	FUNCT GROUP	ITEM NAME
1	0605	SHELL	12	0605	SHIM	22	0605	BEARING
2	0605	NUT	13	0605	GASKET	23	0605	SCREW
3	0605	WASHER	14	0605	COIL	24	0605	WASHER
4	0605	SPRING	15	0605	ROTOR	25	0605	SUPPORT
5	0605	WASHER	16	0605	GEAR	26	0605	SHAFT-GEAR
6	0605	SEAL	17	0605	SPACER	27	0605	KEY
7	0605	WASHER	18	0605	BEARING	28	0605	SCREW
8	0605	HOUSING	19	0605	PIN	29	0605	PIN
9	0605	SETSCREW	20	0605	RING	30	0605	HUB AY
10	0605	PIN	21	0605	RING	31	0605	SPRING
11	0605	BEARING						

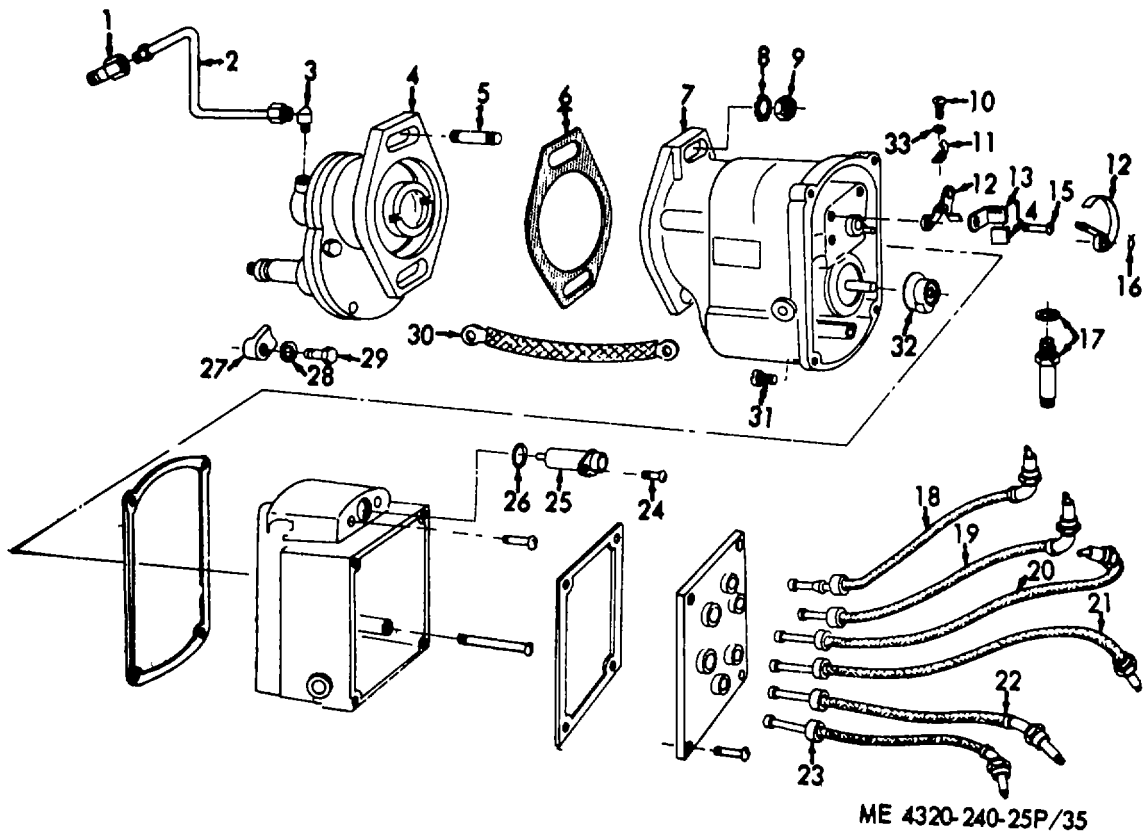


Figure No. 35 Magneto Wiring And Spark Plug

LEGEND TO PARTS, FIGURE 35

ITEM NO.	FUNCT GROUP	ITEM NAME	ITEM NO.	FUNCT GROUP	ITEM NAME	ITEM NO.	FUNCT GROUP	ITEM NAME
1	0605	COUPLING	12	0605	CONTACT SET	23	0605	CABLE AY
2	0605	LINE AY	18	0605	HOLDER AY	24	0605	SCREW ASMD WHR
3	0605	ELBOW	14	0605	WICK	25	0605	CONDENSER
4	0605	DRIVE AY	15	0605	SCREW ASMD WHR	26	0605	PACKING
5	0605	STUD	16	0605	RING	27	0605	CLAMP
6	0605	GASKET	17	0605	PLUG	28	0605	WASHER
7	0605	MAGNETO AY	18	0605	CABLE AY	29	0605	SCREW
8	0605	WASHER	19	0605	CABLE AY	30	0615	CONNECTOR STRP
9	0605	NUT	20	0605	CABLE AY	31	0605	SCREW
10	0605	SCREW ASMD WHR	21	0605	CABLE AY	32	0605	ROTOR
11	0605	SPRING	22	0605	CABLE AY	33	0605	WASHER

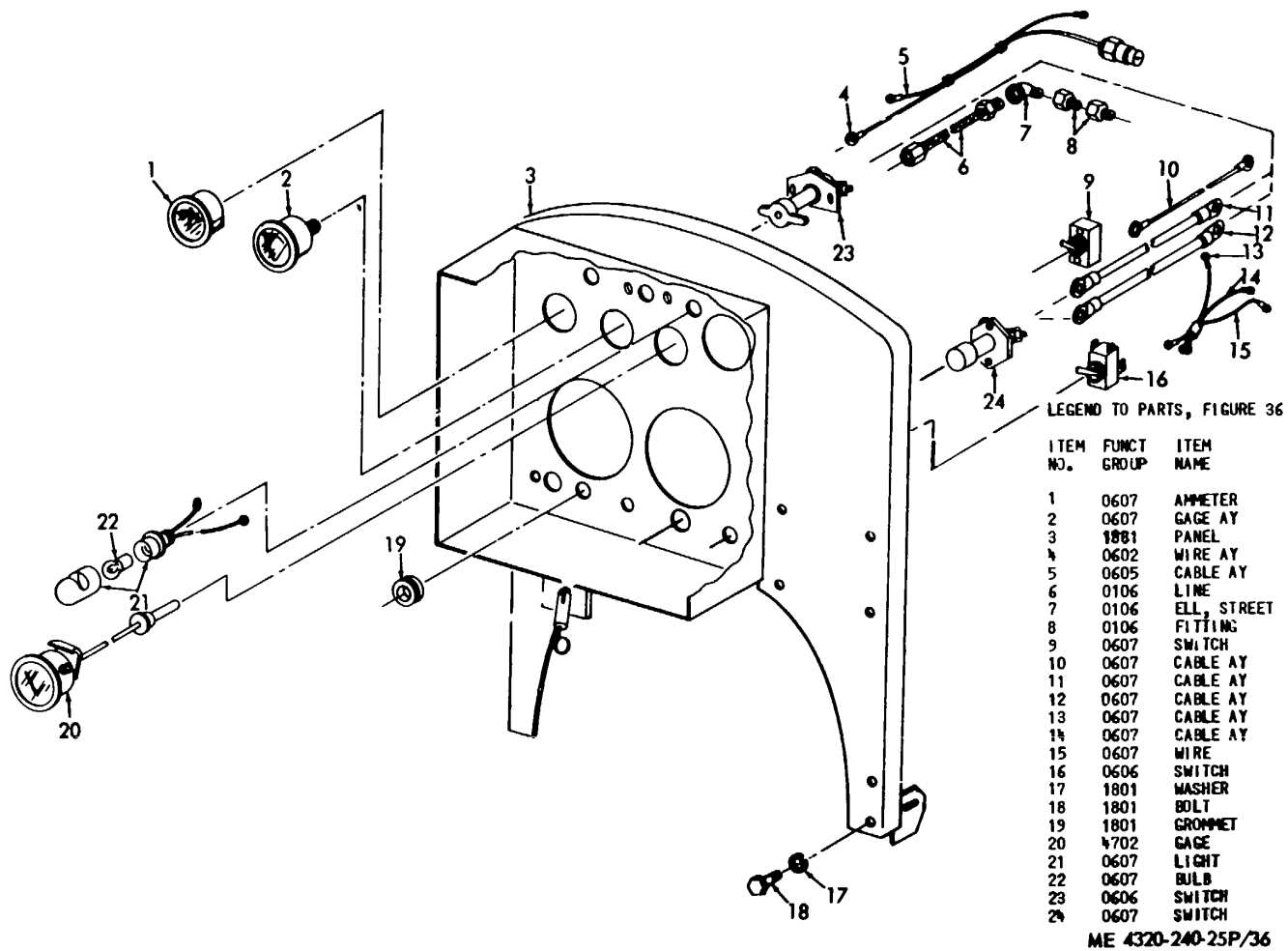
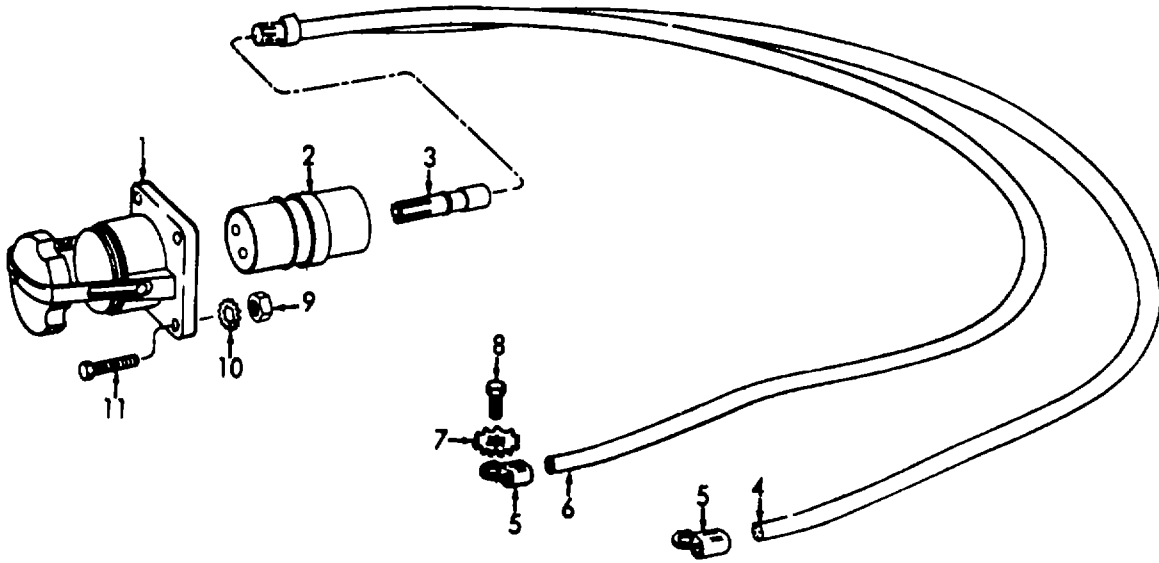


Figure No. 36 Instrument Panel



ME 4320-240-25P/37

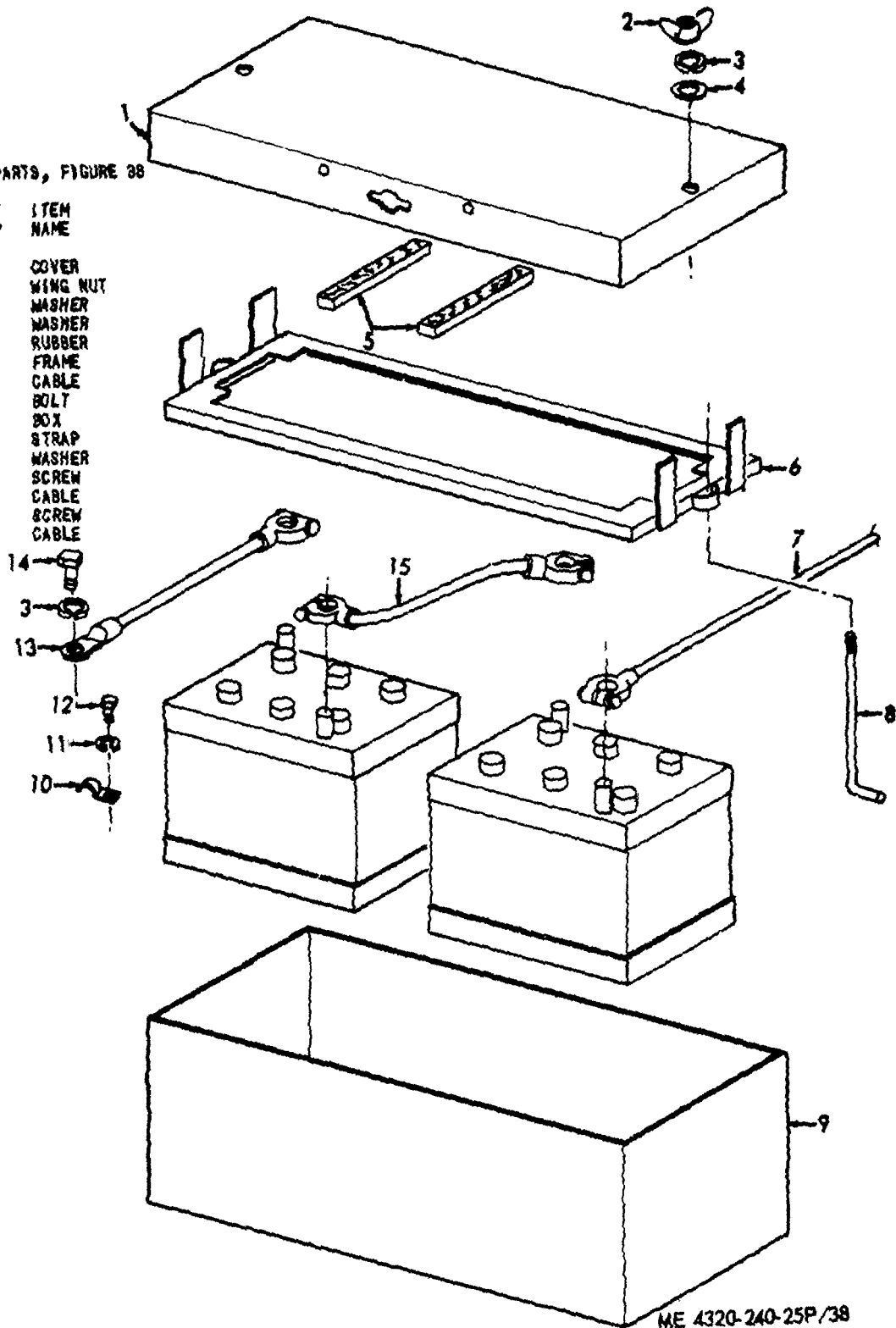
Figure No. 37 Slave Receptacle

LEGEND TO PARTS, FIGURE 37

ITEM NO.	FUNCT GROUP	ITEM NAME
1	0608	RECEPTACLE
2	0608	INSULATOR
3	0608	TERMI NAL
4	0608	WIRE
5	0608	TERMINAL LUG
6	0608	WIRE
7	0608	WASHER
8	0608	SCREW
9	0608	NUT
10	0608	WASHER
11	0608	SCREW

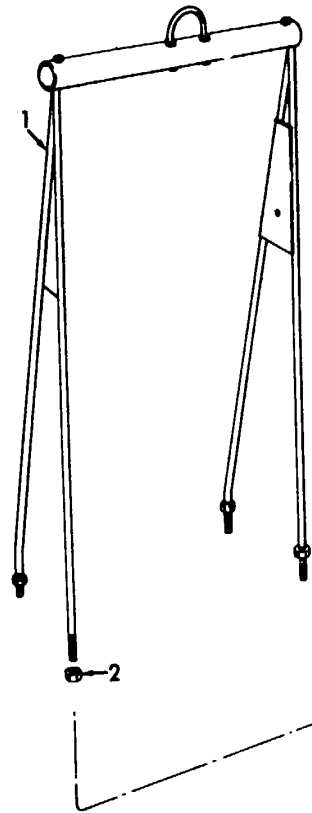
LEGEND TO PARTS, FIGURE 38

ITEM NO.	FUNCT GROUP	ITEM NAME
1	0612	COVER
2	0612	WING NUT
3	0612	WASHER
4	0612	WASHER
5	0612	RUBBER
6	0612	FRAME
7	0612	CABLE
8	0612	BOLT
9	0612	BOX
10	0612	STRAP
11	0612	WASHER
12	0612	SCREW
13	0612	CABLE
14	0612	SCREW
15	0612	CABLE



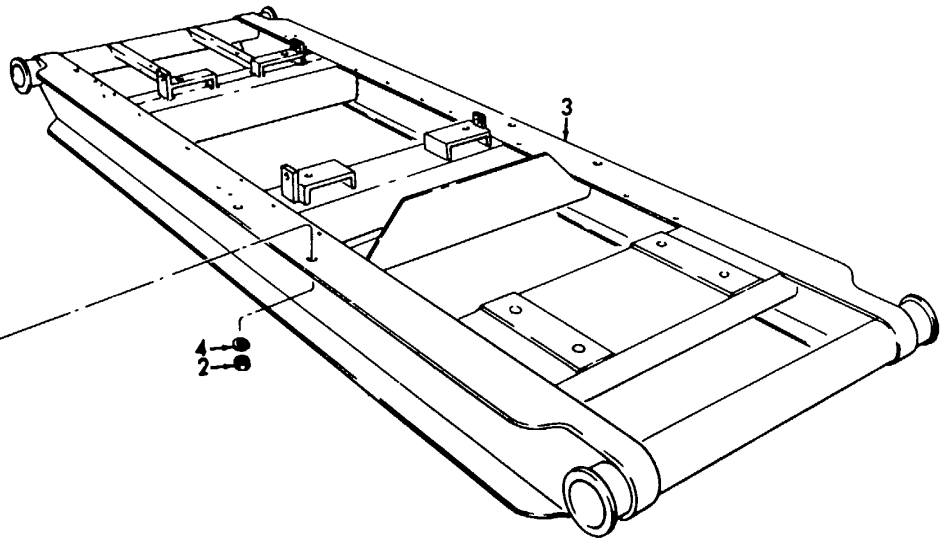
ME 4320-240-25P/38

Figure No. 38 Battery Box



LEGEND TO PARTS, FIGURE 39

ITEM NO.	FUNCT GROUP	ITEM NAME
1	1501	BAIL
2	1501	NUT
3	1501	BASE
4	1501	WASHER



ME 4320-240-25P/39

Figure No. 39 Lifting Bail and Skid

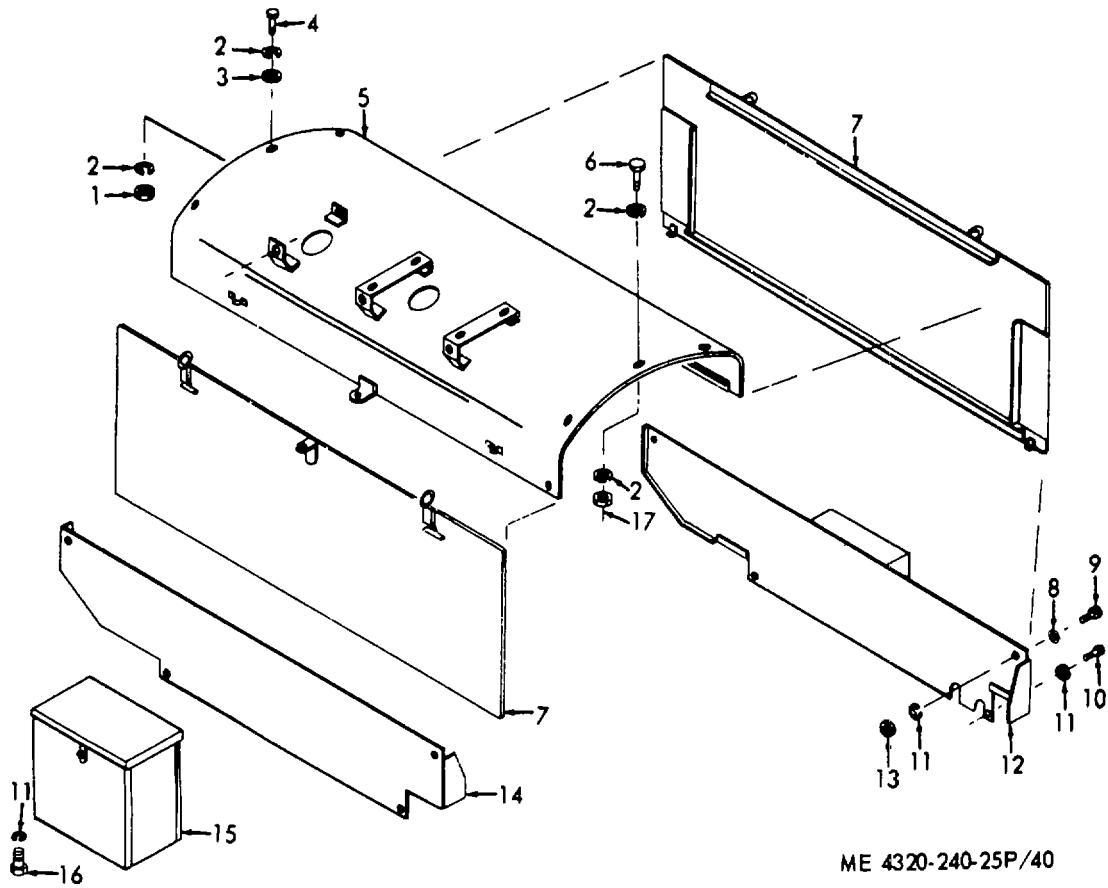
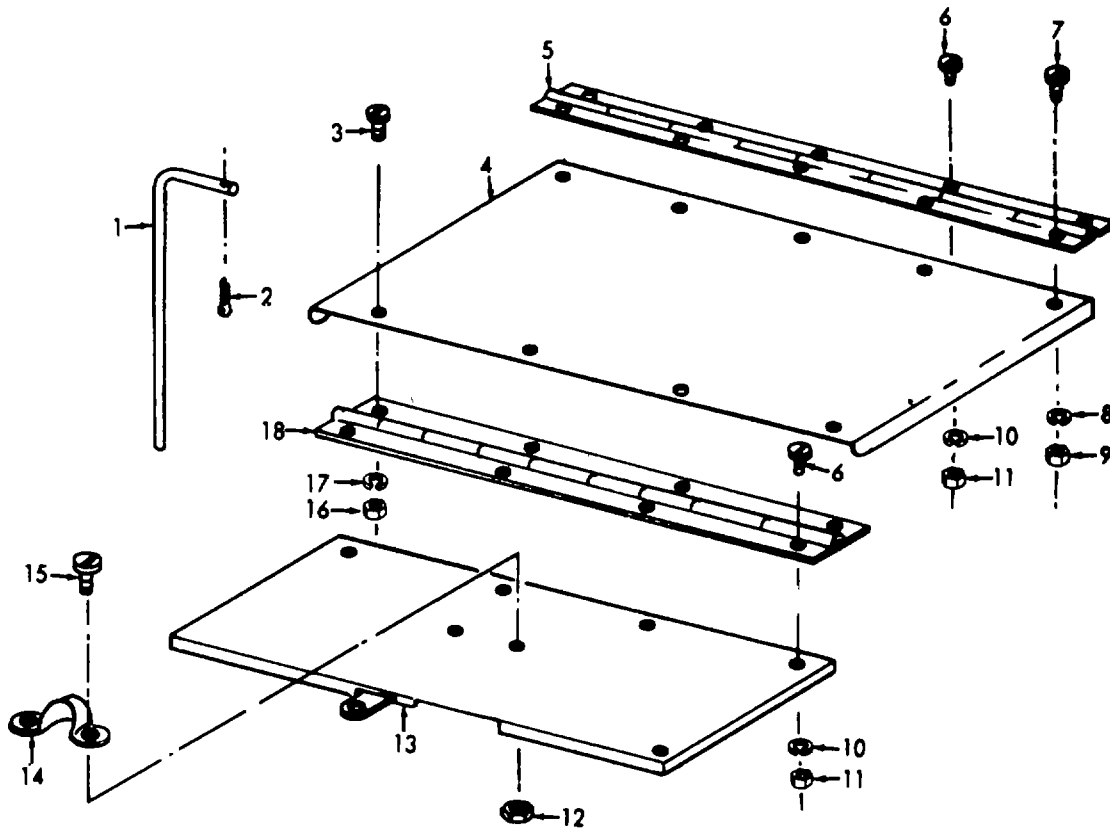


Figure No. 40 Hood And Side Panels

LEGEND TO PARTS, FIGURE 40

ITEM NO.	FUNCT GROUP	ITEM NAME	ITEM NO.	FUNCT GROUP	ITEM NAME
1	1801	NUT	10	1801	SCREW
2	1801	WASHER	11	1801	WASHER
3	1801	WASHER	11	1808	WASHER
4	1801	BOLT	12	1801	RAIL
5	1801	HOOD AY	13	1801	NUT
6	1801	BOLT	14	1801	RAIL
7	1801	DOOR AY	15	1808	BOX
8	1801	WASHER	16	1808	SCREW
9	1801	SCREW	17	1801	NUT



ME 4320-240-25P/41

Figure No. 41 Panel Cover

LEGEND TO PARTS, FIGURE 41

ITEM NO.	FUNCT GROUP	ITEM NAME	ITEM NO.	FUNCT GROUP	ITEM NAME	ITEM NO.	FUNCT GROUP	ITEM NAME
1	1801	ROD	7	1801	SCREW	13	1801	COVER
2	1801	PIN	8	1801	WASHER	14	1801	CATCH
3	1801	SCREW	9	1801	NUT	15	1801	SCREW
4	1801	COVER	10	1801	WASHER	16	1801	NUT
5	1801	HINGE	11	1801	NUT	17	1801	WASHER
6	1801	SCREW	12	1801	NUT	18	1801	HINGE

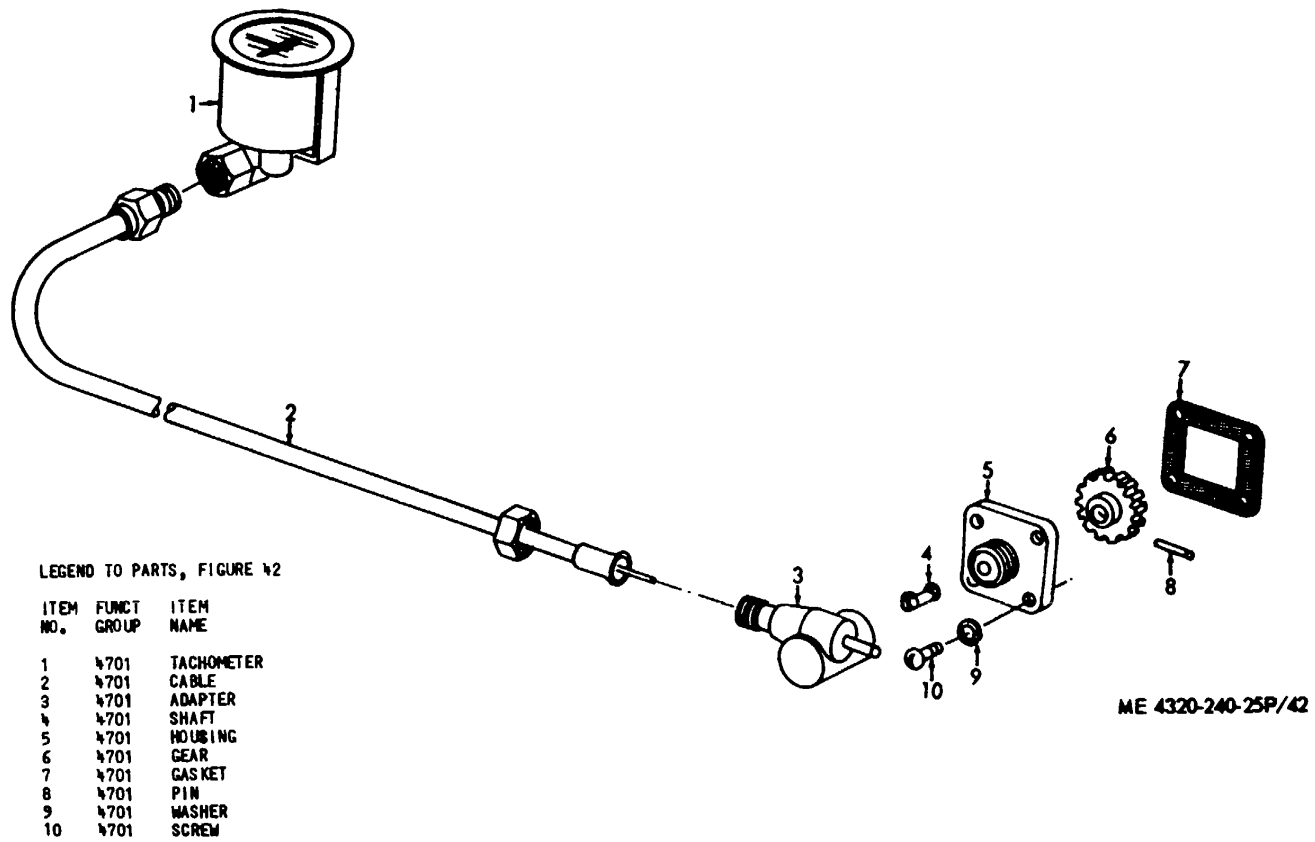
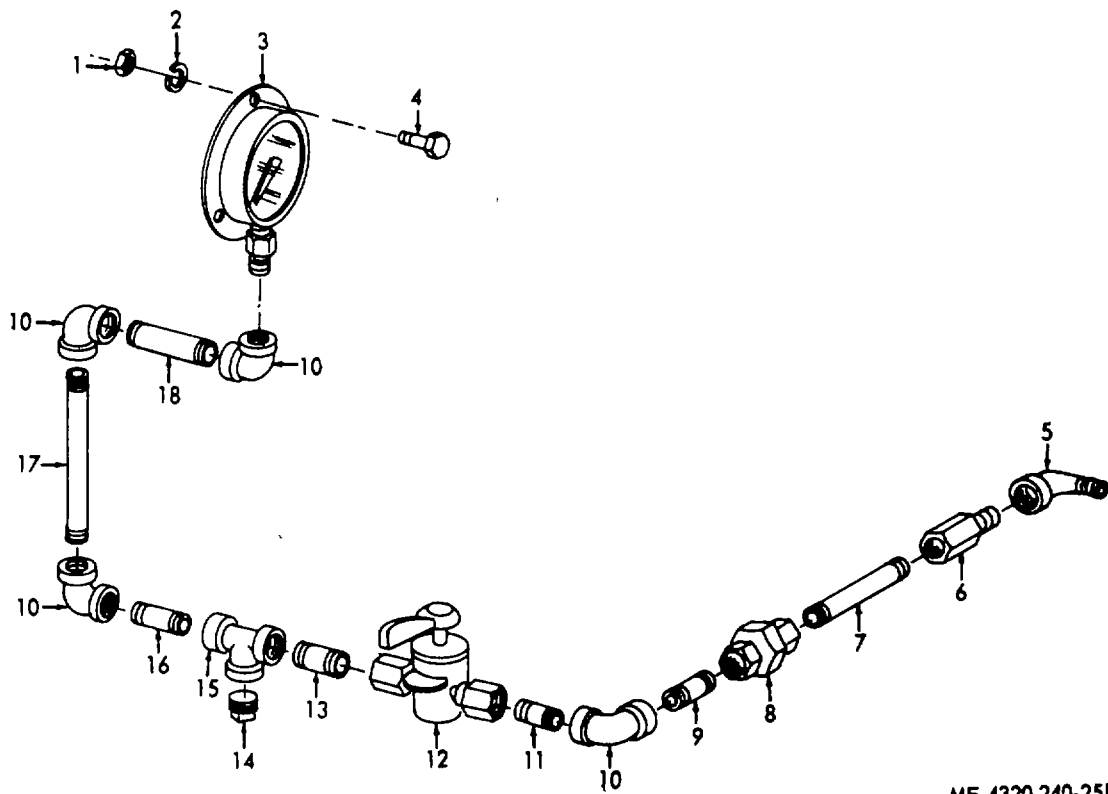


Figure No. 42 Tachometer Drive

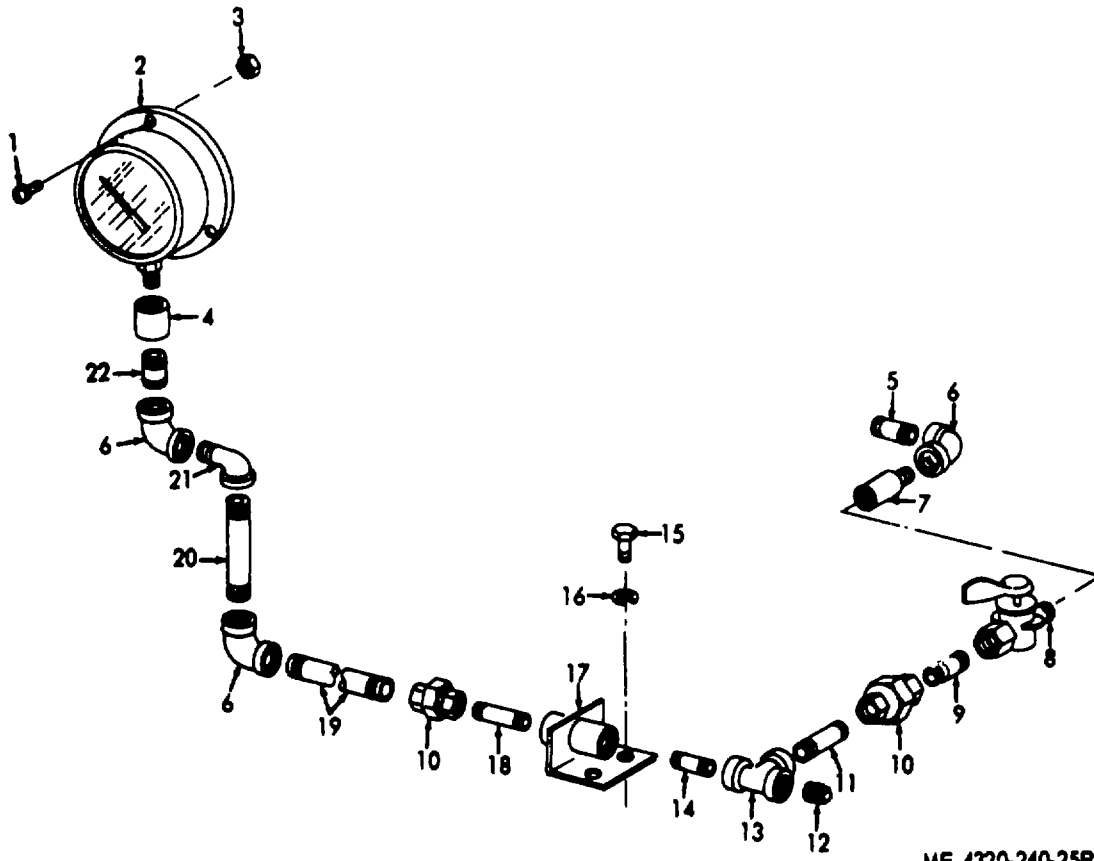


ME 4320-240-25P/43

Figure No. 43 Permagage And Fittings

LEGEND TO PARTS, FIGURE 43

ITEM NO.	FUNCT GROUP	ITEM NAME	ITEM NO.	FUNCT GROUP	ITEM NAME
1	4702	NUT	10	4702	ELBOW
2	4702	WASHER	11	4702	NIPPLE
3	4702	GAGE	12	4702	COCK
4	4702	SCREW	13	4702	NIPPLE
5	4702	ELBOW	14	4702	PLUG
6	4702	DAMPENER	15	4702	TEE
7	4702	NIPPLE	16	4702	NIPPLE
8	4702	UNION	17	4702	NIPPLE
9	4702	NIPPLE	18	4702	NIPPLE

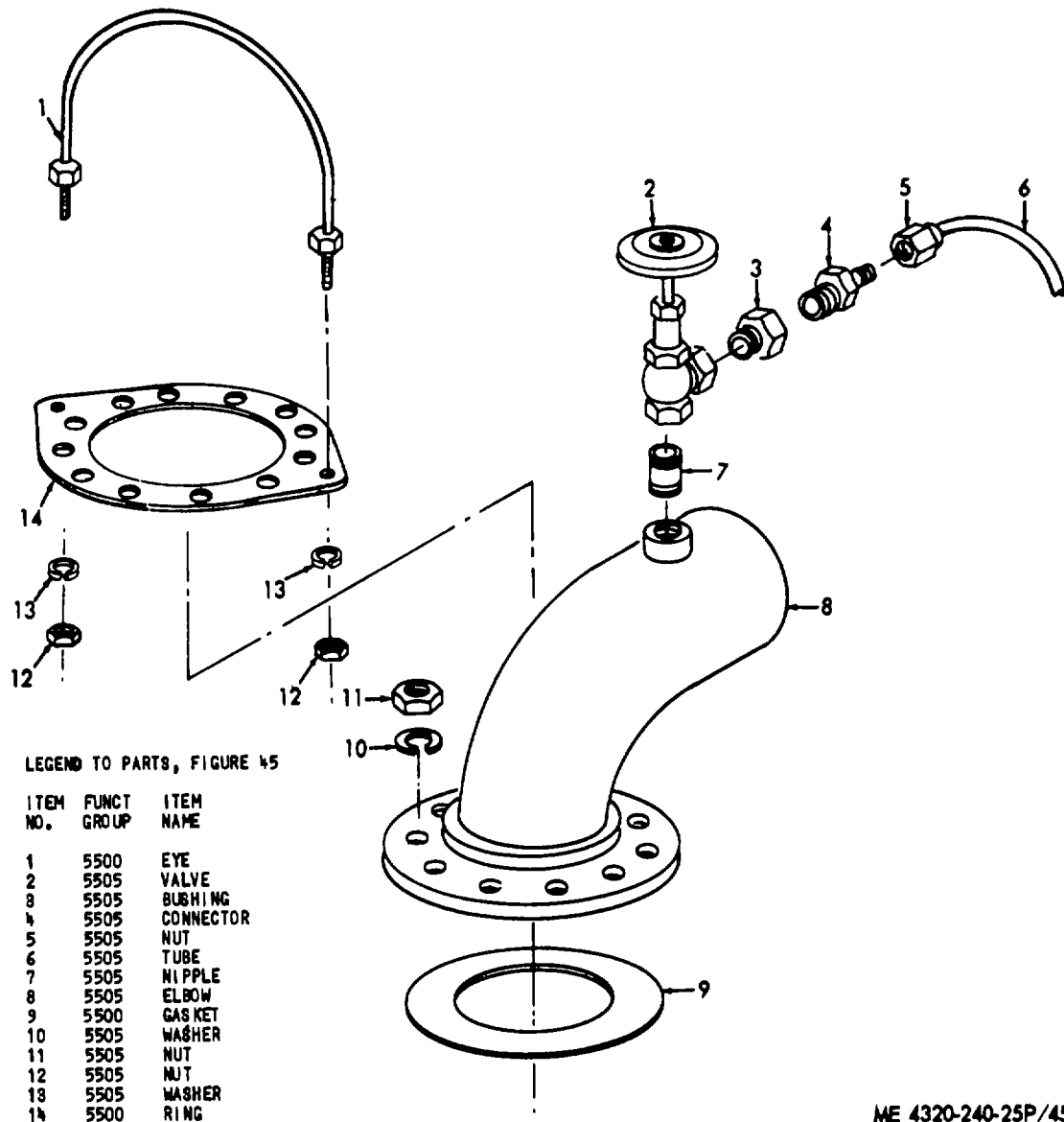


ME 4320-240-25P/44

Figure No. 44 Permagage

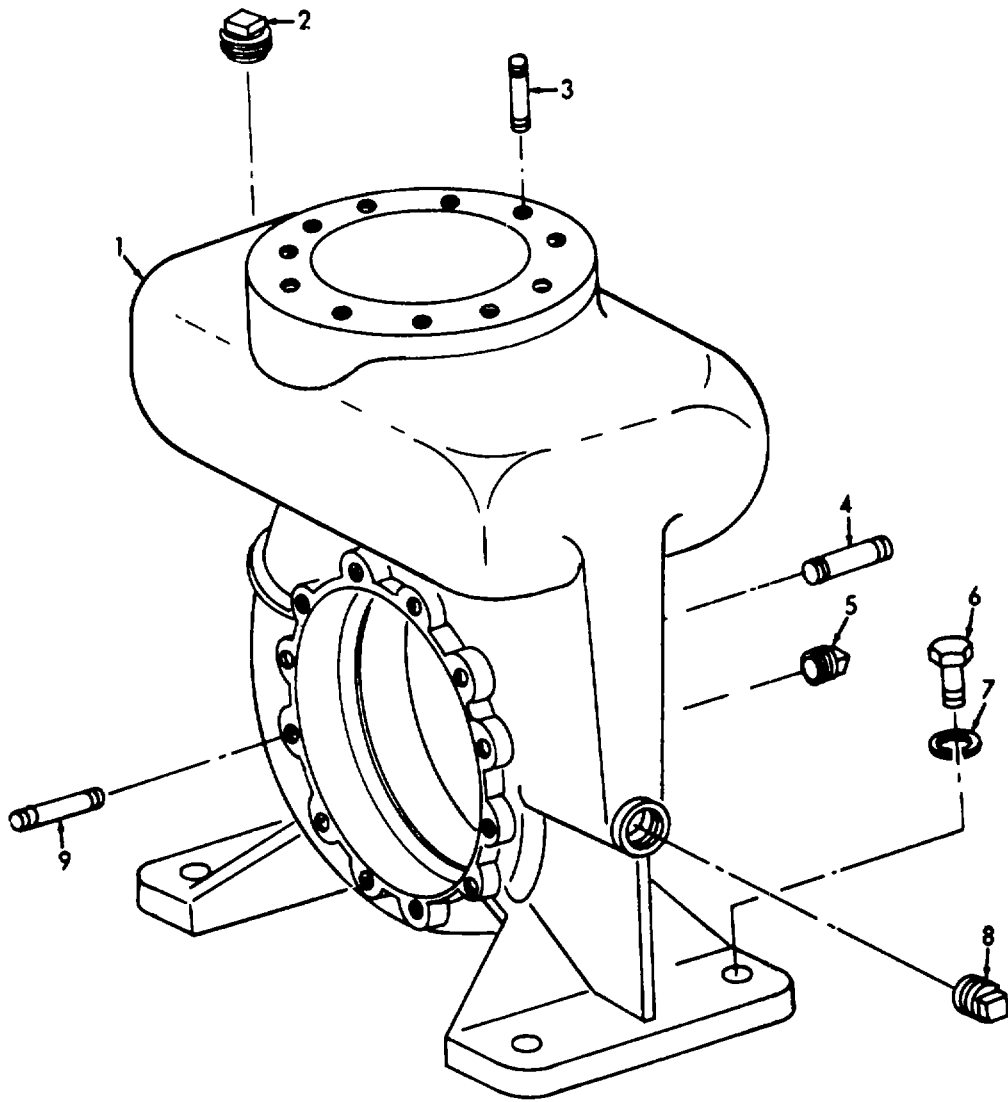
LEGEND TO PARTS, FIGURE 44

ITEM NO.	FUNCT GROUP	ITEM NAME	ITEM NO.	FUNCT GROUP	ITEM NAME	ITEM NO.	FUNCT GROUP	ITEM NAME
1	4702	SCREW	9	4702	NIPPLE	16	4702	WASHER
2	4702	GAGE	10	4702	UNION	17	4702	SUPPORT
3	4702	NUT	11	4702	NIPPLE	18	4702	NIPPLE
4	4702	COUPLING	12	4702	PLUG	19	4702	NIPPLE
5	4702	NIPPLE	13	4702	TEE	20	4702	NIPPLE
6	4702	ELBOW	14	4702	NIPPLE	21	4702	ELBOW
7	4702	DAMPENER	15	4702	SCREW	22	4702	NIPPLE
8	4702	COCK						



ME 4320-240-25P/45

Figure No. 45 Pump Lifting Bail And Discharge Elbow

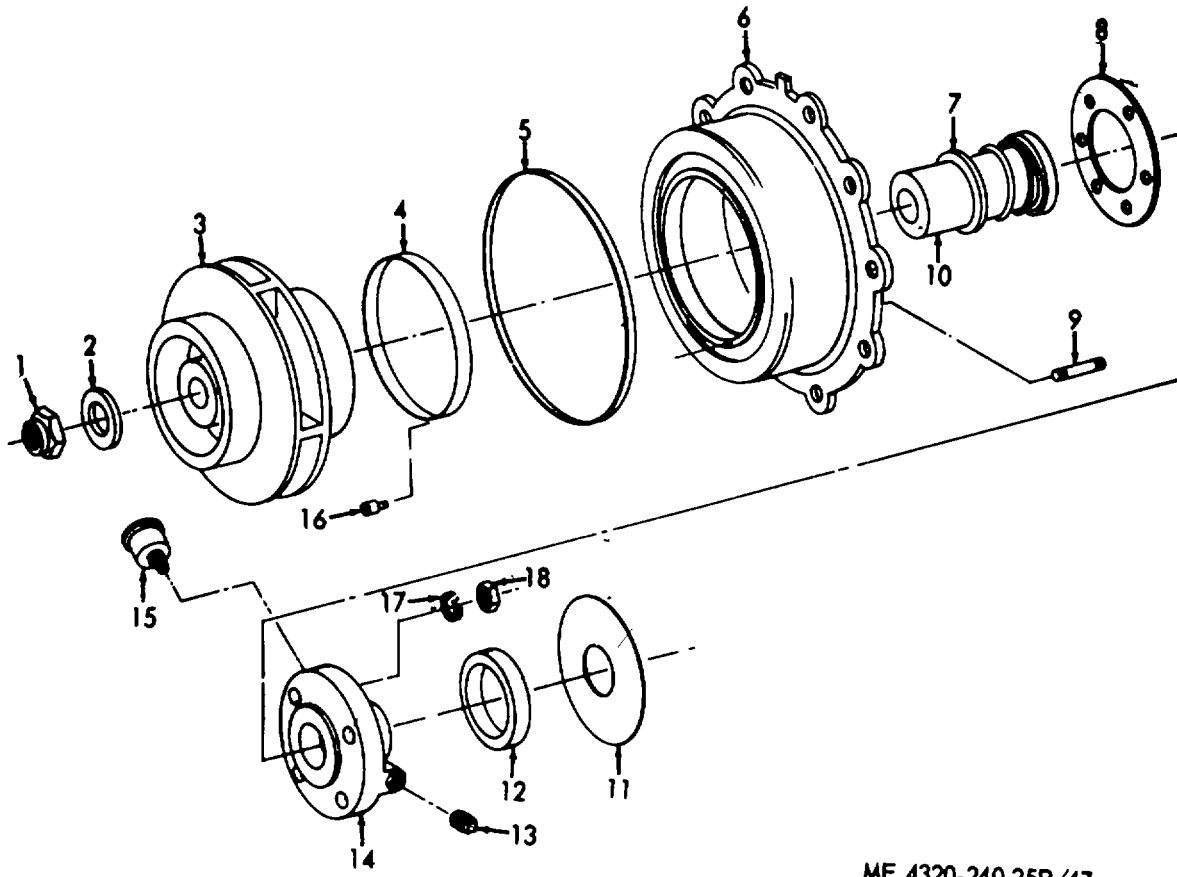


ME 4320-240-25P/46

Figure No. 46 Volute And Drain Plugs

LEGEND TO PARTS, FIGURE 46

ITEM NO.	FUNCT GROUP	ITEM NAME	ITEM NO.	FUNCT GROUP	ITEM NAME
1	5500	VOLUTE	6	5500	SCREW
2	5500	PLUG	7	5500	WASHER
3	5500	STUD	8	5500	PLUG
4	5500	STUD	9	5500	STUD
5	5500	PLUG			

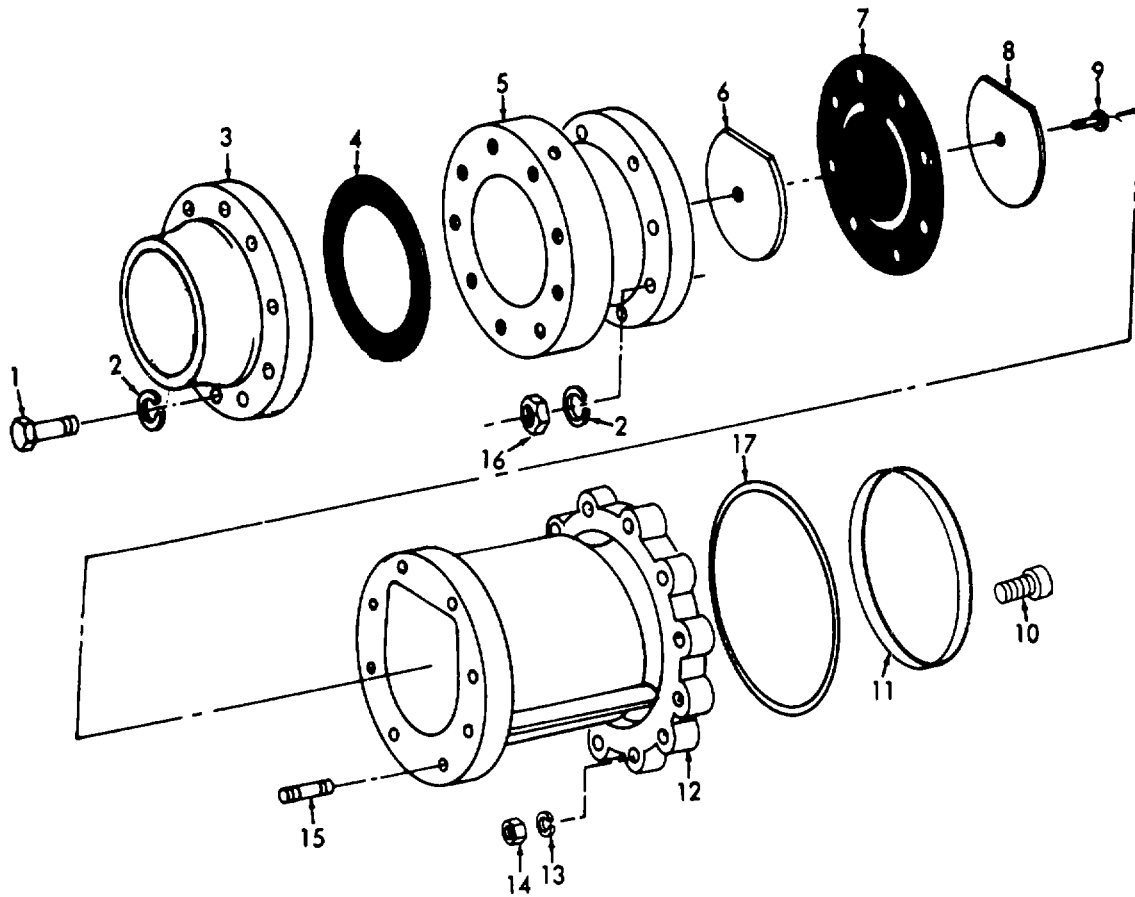


ME 4320-240-25P/47

Figure No. 47 Impeller And Seal

LEGEND TO PARTS, FIGURE 47

ITEM NO.	FUNCT GROUP	ITEM NAME	ITEM NO.	FUNCT GROUP	ITEM NAME
1	5501	NUT	10	5501	SLEEVE
2	5501	WASHER	11	5501	SLINGER
3	5501	IMPELLER	12	5501	SEAL
4	5505	RING	13	5500	PLUG
5	5500	GASKET	14	5501	GLAND
6	5500	COVER	15	5508	CUP
7	5501	SEAL	16	5505	SETSCREW
8	5501	GASKET	17	5500	WASHER
9	5500	STUD	18	5500	NUT

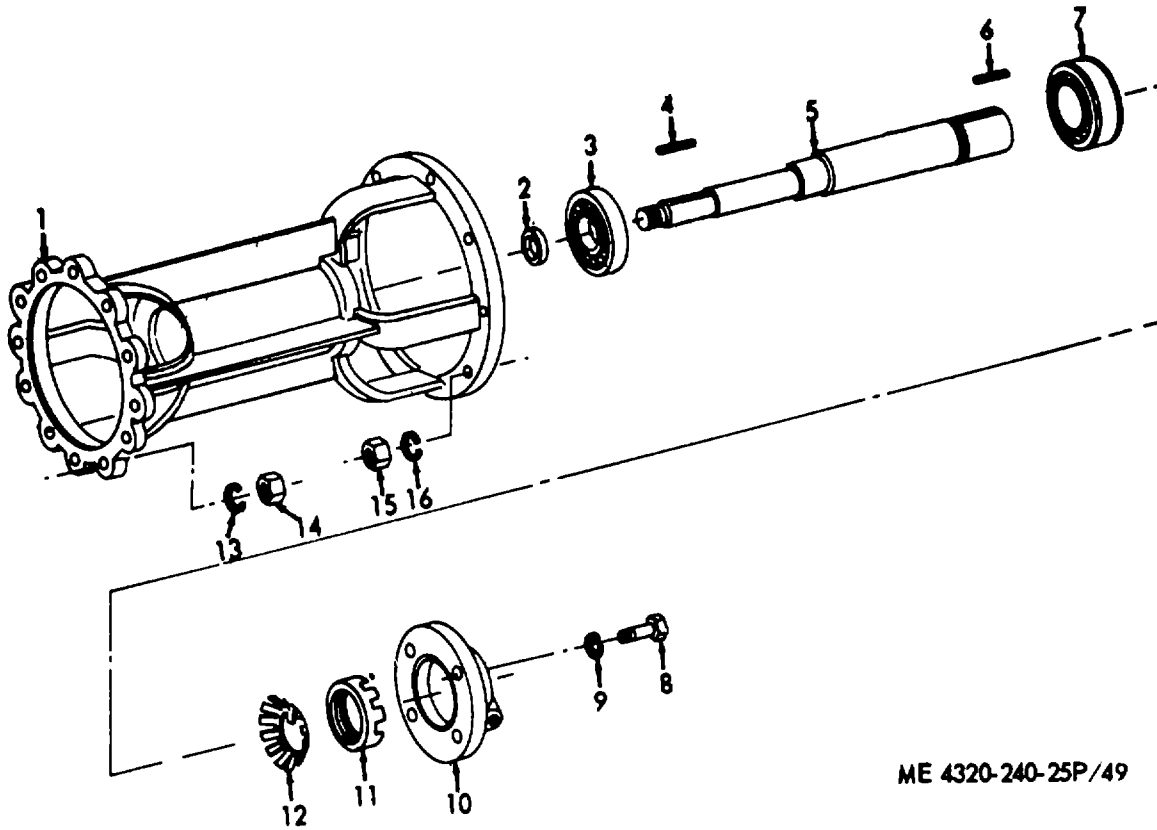


ME 4320-240-25P/48

Figure No. 48 Suction Head And Check Valve

LEGEND TO PARTS, FIGURE 48

ITEM NO.	FUNCT GROUP	ITEM NAME	ITEM NO.	FUNCT GROUP	ITEM NAME	ITEM NO.	FUNCT GROUP	ITEM NAME
1	5505	SCREW	7	5505	GASKET	13	5500	WASHER
2	5505	WASHER	8	5505	WEIGHT	14	5500	NUT
3	5505	NIPPLE	9	5505	SCREW	15	5505	STUD
4	5505	GASKET	10	5505	SETSCREW	16	5505	NUT
5	5505	FLANGE	11	5505	RING	17	5500	GASKET
6	5505	WEIGHT	12	5505	HEAD			

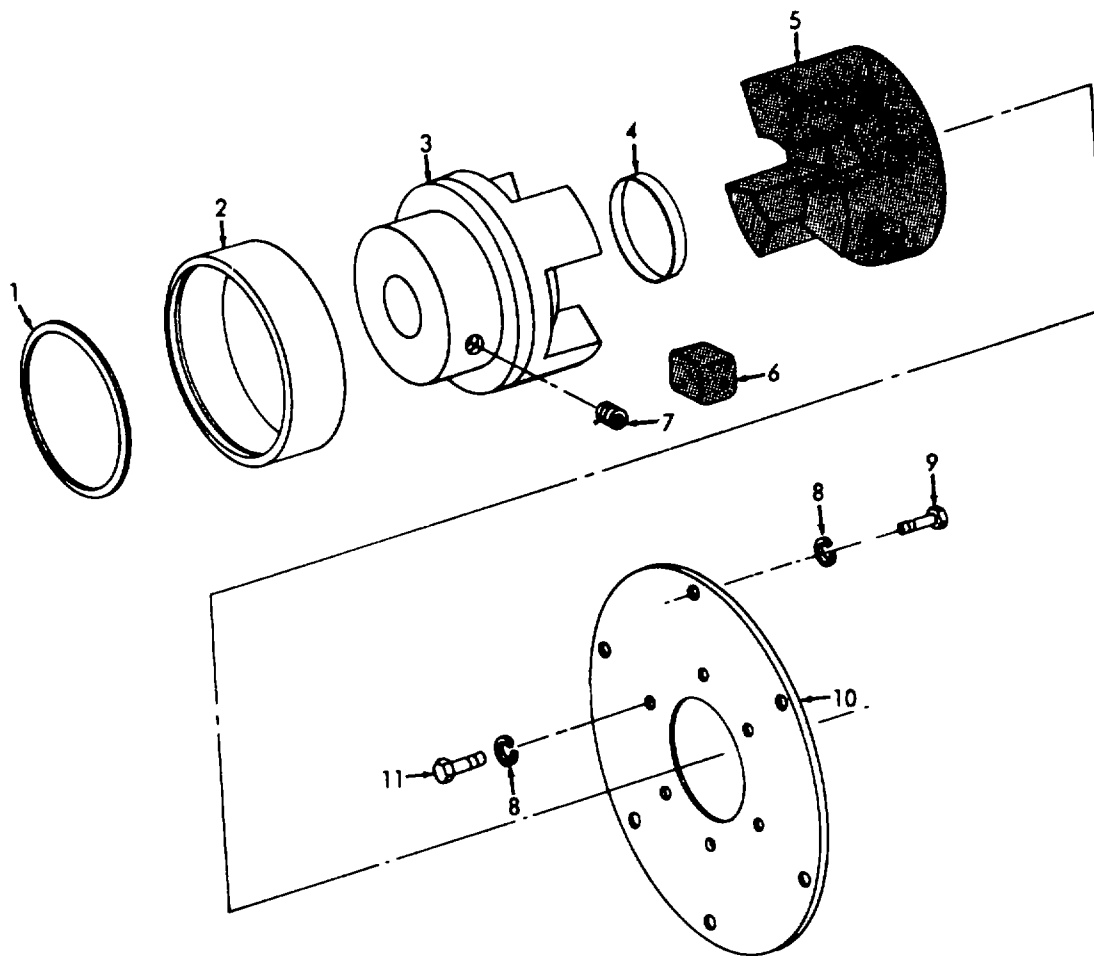


ME 4320-240-25P/49

Figure No. 49 Intermediate & Impeller Shaft

LEGEND TO PARTS, FIGURE 49

ITEM NO.	FUNCT GROUP	ITEM NAME	ITEM NO.	FUNCT GROUP	ITEM NAME
1	5500	INTERMEDIATE	9	5501	WASHER
2	5501	"0" RING	10	5501	CAP
3	5501	BEARING	11	5501	LOCKNUT
4	5501	KEY	12	5501	WASHER
5	5501	SHAFT	13	5500	WASHER
6	5501	KEY	14	5500	NUT
7	5501	BEARING	15	5500	NUT
8	5501	SCREW	16	5500	WASHER



ME 4320-240-25P/50

Figure No. 50 Pump Coupling

LEGEND TO PARTS, FIGURE 50

ITEM NO.	FUNCT GROUP	ITEM NAME	ITEM NO.	FUNCT GROUP	ITEM NAME
1	5511	RING	7	5511	SETSCREW
2	5511	COVER	8	5511	WASHER
3	5511	HALF COUPLING	9	5511	SCREW
4	5511	RING	10	5511	PLATE
5	5511	HALF COUPLING	11	5511	SCREW
6	5511	BLOCK			

Section VII. INDEX-FEDERAL STOCK NUMBER AND REFERENCE NUMBER CROSS-REFERENCE TO INDEX NUMBER

<u>REFERENCE No.</u>	<u>MFG CODE</u>	<u>INDEX No.</u>	<u>REFERENCE No.</u>	<u>MFG CODE</u>	<u>INDEX No.</u>
AA119769N	64104	01137	A6KS36-1	10941	01295
AA151368H	64104	01120			01342
AA190302G	64104	00096			01343
AA190613	64104	00148	A6KS37-3	10941	01296
APR15006	18163	00528	A6KS37-4	10941	01297
APR22-4	18163	00519	A6KS81-1	10941	01332
APR22-4A	18163	00520	A6KS93-1	10941	01326
APR3-12	18163	00508	A6032A	82796	00974
APR3-13	18163	00531	A6304	82796	01003
APR3-14	18163	00524	8PR3-22	18163	00514
APR3-21	18163	00518	8PR3-5	18163	00513
APR3-23	18163	00516	8X5939X	82796	00984
APR3-26	18163	00536	810168	64104	00416
APR3-4	18163	00534			00501
APR3-6	18163	00535	B175	64104	00021
APR5186	18163	00522	B180180	64104	00289
APR6587	18163	00529	B1883	64104	00061
APR7652	18163	00495			00463
APR7654	18163	00526	B2135	64104	00041
APR7655	18163	00523			00042
APR7656	18163	00530			00383
APR7657	18163	00512			00487
APR7659	18163	00517	B2240A	64104	00089
APR7663	18163	00525	B2557	64104	00018
APR7664	18163	00533	B2747	64104	00015
APR8-27	18163	00527			00213
APR8818	18163	00496	B277	64104	00582
AX1207-6	18163	00515			00585
A117229F	64104	00308			01167
A117974A	64104	00004	B2857	64104	00205
A119812	64104	01115	B2861A	64104	00578
		01143			00612
A1232	82796	00956	B2918	64104	00996
A1498A	82796	01007	B291U	64104	01015
A151368H	64104	01121	B2943	64104	00325
A151806	64104	00912	B295	64104	00921
A152901	64104	00221	B300-1204	10941	01073
A152902A	64104	00258	B300-1211	10941	01280
A152903	64104	00262	B300-1215	10941	01279
A152904	64104	00785	B300-1447	10941	00431
A155880	64104	00498	B300-1453	10941	01299
A155881	64104	00539			01329
A159543D	64104	00553	B300-1454	10941	01072
A1598J	82796	00952	B300-1455	10941	01071
A164256	64104	00264	B35C24	50380	01226
A167837A	64104	00502	B3568	64104	00063
A167837B	64104	00503	B365	64104	00358
A180077	64104	00475	B3671	64104	00543
A190223	64104	00173	B3743	64104	00547
A190253	64104	00203	B4025	64104	00371
A190302G	64104	00097	B4171	64104	00106
A190360	64104	00656	B4171B	64104	00458
A195	82796	00970	B4188	64104	00481
		01192	B476	64104	00140
A2437AX	82796	01001	B5495	64104	00143
A2492A	82796	01013			00689
A2492C	82796	01012	B5496	64104	00124
A2665E	82796	00965	B557A	64104	00060
A2766	82796	00946			00182
A300-1064	10941	01193			01184
A300-1209	10941	01069			01185
A300-1319	10941	01195	B560	64104	00457
A300-1320	10941	01199	B567	64104	00228
A300-1340	10941	01206			00497
A300-1341	10941	01197	B5949	82796	00942
A300-1351	10941	01191	B5969	82796	00988
A300-1352	10941	01189	B6KS13-1	10941	01339
A300-1353	10941	01188	B6KS16C1	10941	01317
A300-1445	10941	00434	B6KS18-4	10941	01278
A300-1446	10941	00432	B6KS180-2	10941	01350
A300-1464	10941	01205	B6KS22-3	10941	01301
A300-1469	10941	01190			01341
A300-1471	10941	01293	B6KS24C2	10941	01319
A300-1487	10941	01269	B6KS30-3	10941	01331
A300-1488	10941	01187	B6KS310-1	10941	01349
A300-1665	10941	01203	B6KS7-1	10941	01346
A300-687	10941	01070	B6156	64104	00065
A5931B	82796	00990	B6164	64104	00482
A5949A	82796	00941	B6231	64104	00074
A5949C	82796	00943	B6380	64104	00310
A6KS220-4	10941	01294	B6717	64104	00213
		01318	B7073J	64104	00632

Section VII. INDEX-FEDERAL STOCK NUMBER AND REFERENCE NUMBER CROSS-REFERENCE TO INDEX NUMBER

<u>REFERENCE No.</u>	<u>MPG CODE</u>	<u>INDEX No.</u>	<u>REFERENCE No.</u>	<u>MPG CODE</u>	<u>INDEX No.</u>
B7106	64104	00909	K906MP01	10441	01242
B7106C	64104	00251	MS13456-1	96906	00083
		00292			00158
B7780	64104	00629	MS13462-2	96906	00159
B780H	60380	00449	MS13463-2	96906	00166
B7983	64104	00183	MS13467-1	96906	00123
B8053A	64104	00091	MS13461-1	96906	00122
B8230	64104	00030	MS13441-1	96906	00165
		00255	MS35241-185	96906	00045
B8556	64104	00043	MS35247-190	96906	01351
		00094	MS35247-57	96906	00312
B8888	64104	00537	MS35309-191	96906	00047
B9132	64104	00062	MS35345-1	96906	00231
B9595A	64104	00485	MS35645-1	96906	00413
B9621A	64104	00115	MS51086	96906	00494
B9824	64104	00109	MS75058	96906	01061
CF226	75665	01367	M2498	82796	01002
CN180244A	64104	00447	NO104HD1-4MPT	30327	01229
CPK3-24	18163	00511			01230
CPR5340	18163	00509	NO11068	54399	01232
CPR7651	18163	00510			01233
CPR7653	18163	00532	N10	38443	01323
CPR7658	18163	00521	N180244A	64104	00446
CPR8819	18163	00495	P10180	18265	00400
CX5957	82796	00951	P10340	18265	00401
C22480	82796	00973	P10555	18265	00399
C119817U	64104	01113	P10615	18265	00388
C1498	82796	01006	P10616	18265	00391
C1498G	82796	01008	P14527	18265	00397
C161520	64104	01219	P15564	18265	00395
C180244A	64104	00450	P16305	18265	00393
C190339D	64104	00179	P16516	18265	00402
C2723	82796	00985	P2473	82796	01005
		01011	P2477C	82796	00947
C30U-1456	10941	01068	P2691	18265	00402
C6KS1E1	10941	01320	P2697	18265	00403
C6KS17-9	10941	01330	P2745	18265	00389
C6KS18-5	10941	01104	P3693	18265	00392
C6KS781	10941	01340	P4607	18265	00398
C60507	64104	00939	P5300	18265	00404
UL5	13445	01041	P7445	18265	00390
UPR881-3-1	18163	00507	P7480	18265	00396
U1182	82796	01004	P804	18265	00394
U157873	64104	00548	Q2566	82796	00950
U2458	82796	00989	RA190253	64104	00199
U2533	82796	00967	SK65-10032031	82796	00998
U2565	82796	00954	SR21	03479	01240
U26058	64104	00219	S160059D	64104	00474
U300-1441	10941	00429	S2563	82796	00949
U6KSZ54-16	10941	01105	S2568	82796	00968
U6KS193D1	10941	01344	S5818	64104	01179
U6KS3C1	10941	01282	TT5640	10941	01298
U6KS4D1	10941	01307			01325
U6KS86C1	10941	01281	TT5878	10941	01300
U682A	82796	U0957			01328
U800A	82796	00955	T5963	82796	00953
E120843	64104	01239	U2570	82796	00966
E120844	64104	01037	VZ2563C37DEG	82796	00948
E151805	64104	00910	W10	38443	01334
E180173A	64104	00466	XMD21	11583	00995
E24608	82796	00999	X1900318	64104	00453
E5952	82796	00959	X193195	64104	00690
E9838	82796	00971	X2474X	82796	00944
FC A06-2220	18265	00387	Y14179	64104	00645
FED08801	81348	01079	Y18802	64104	00072
FME688H	82796	00940	Y18813G	64104	00581
F1X38	79960	00492			00652
F10X1	79960	00489			01168
F2X1T	79960	00491	Y18814K	64104	00411
F486-4	79960	00488			00776
F7X11D	79960	00493	Y18984A	64104	00834
F8X1	79960	00490			01026
G15852	64104	00003			01035
G190342E	64104	00316			01049
G2533	82796	00969	Y189848	64104	01036
G2788	82796	00992	Y18994A	64104	01031
G3861	82796	00963	Y18994C	64104	01032
HX2433	82796	01000	Y19052	64104	01096
H2513	82796	00986	Y190528	64104	01100
H2788	82796	00960	Y19145	64104	01028
JX2430A	82796	00945	Y19181	64104	01162
K906MP	10941	01174	Y6207	64104	01119

Section VII. INDEX-FEDERAL STOCK NUMBER AND REFERENCE NUMBER CROSS-REFERENCE TO INDEX NUMBER

<u>REFERENCE No.</u>	<u>MFR CODE</u>	<u>INDEX No.</u>	<u>REFERENCE No.</u>	<u>MFR CODE</u>	<u>INDEX No.</u>
Y6537	64104	00068	116335C	64104	00215
		00107	116516	64104	00659
Y6807C	64104	00616	116548	64104	00024
		70618			00254
Y7076	64104	00249	116777A	64104	00110
Y7408C	64104	00555	116845	64104	00152
ZZ2425	82796	00961	116863D	64104	00635
Z4631	82796	00947	117222F	64104	00626
0-27	03479	01038	117229F	64104	00309
08180180	64104	00287	117230T	64104	00049
0116002A	64104	00037	117231	64104	00011
		00135			00627
0117199	64104	00837	117235	64104	00147
		00838	117307	64104	00136
0119176	64104	01095	117308	64104	00138
0119796	64104	00421	117412	64104	00384
0120897	64104	01098	117453A	64104	00118
0151712	64104	01023	117454A	64104	00119
		01029	117455	64104	00132
0151805	64104	00916	117497	64104	00296
0151806	64104	00913	117919	64104	00414
0151890	64104	00923	117974A	64104	00006
0151891	64104	00927	118172	64104	00298
0152471	64104	00938	118215	64104	00038
0154350	64104	00246			00459
0154559	64104	01101	118566X	64104	00639
0154486	64104	01033			00643
0156927	64104	01024	118664	64104	00102
0158591	64104	00832			00198
0160356A	64104	00673	118831	16764	00849
0180467A	64104	00199	118947F	64104	00154
0180567A	64104	00199	118978	64104	00048
0180758	64104	00467	119126	64104	00244
0190195	64104	00133	119154G	64104	01097
0190207	64104	00164	119154U	64104	01099
0190345	64104	00176	119563B	64104	00084
0190420	64104	00053	119623	64104	00177
031068C1	75665	01372	119627	64104	00504
031068C2	75665	01370			00787
031068C3	75665	01371	119752D	64104	00445
031068C4	75665	01368	119769N	41044	01136
031068C5	75665	01369		64104	01151
031068C6	75665	01373	119798	64104	01202
031068C7	75665	01374	119812	64104	01116
076483E	64104	00542			01144
1A6526G	41197	00587	119813	64104	01140
10-3185	96152	00328	119817U	64104	01114
10-3188	96152	00329	119827	64104	01195
10510D	82796	00974	119865	64104	00405
10512D	82796	01009	119897A	64104	00628
10522D	82796	01010	120181	64104	00027
1005	10491	01365	120306X	64104	00574
102153	73370	00242	120320	64104	00671
104917	73370	00240	120472	64104	00127
		01182	120475	64104	00483
105087	64104	00918	120770	64104	00108
107120A	64104	00116			00195
109024	73370	00245	120771	64104	00098
1108	30327	01337			00175
110228	64104	00417	120772	64104	00105
1105993	16764	00702			00192
1110X4	04255	00435	120860	64104	00202
1113032	16764	00839	120934	64104	00066
116002A	64104	00137	120970	64104	00408
116201	64104	00319	121-501	96152	00333
116202	64104	00009	1210	59730	00307
		00321			01091
116203	64104	00320	121841D	64104	00407
116226	64104	00017	124545	16764	00716
116242	64104	00153	12633	64104	00538
116243	64104	00167	13-1033	96152	00367
116244	64104	00279	134569	16764	00858
116250	64104	00452			00860
116251	64104	00464	136-54	96152	00331
116253B	64104	00470	13805-1	96906	00789
116273	64104	00111	138535	16764	00829
116292	64104	00032	14-139	96152	00354
		01220	146514	73370	00232
116292A	64104	00936	15-285	96152	00345
116294	64104	00908	15-42	96152	00344
116296	64104	00318	15-483	96152	00366
116312	64104	00112	15A55	96152	00346

Section VII. INDEX-FEDERAL STOCK NUMBER AND REFERENCE NUMBER CROSS-REFERENCE TO INDEX NUMBER

<u>REFERENCE No.</u>	<u>Mfg Code</u>	<u>INDEX No.</u>	<u>REFERENCE No.</u>	<u>Mfg Code</u>	<u>INDEX No.</u>
15A85	96152	00347	160115	64104	00197
15A93	96152	00348	160172	64104	00299
150029	64104	00282	160356A	64104	00674
150087	64104	00920	161514	64104	00932
150116	64104	00286	161518	64104	01221
150134	64104	00297	161519A	64104	01224
150623	73370	00230	161520	64104	01222
151012A	64104	00117	162407	64104	01186
151074B	64104	00685	162871	64104	00651
151075B	64104	00684	162872	64104	00901
151106	64104	00086	164011	64104	00020
151413	73370	00243	164256	64104	00267
151493	64104	00580	166742	73370	00235
151611	64104	00683	166743	73370	00233
151805	64104	00917	166603	73370	00240
151806	64104	00915			01181
151859	64104	00028	168105	64104	00113
		00922	168715	64104	01117
		00914			01139
151885	64104	00919	168745	64104	01163
151889	64104	00924	168745A	64104	01164
151890	64104	00929	168771	64104	01141
151891	64104	00926	168771A	64104	01142
151892	64104	00931	168774	64104	01153
151893	64104	00928	168779	64104	01129
151894	64104	00768	168782	64104	00570
152006	64104	00774	168786	64104	00569
152007	64104	00775	168793	64104	01146
152008	64104	01040	168793B	64104	01145
152108K	64104	01242	168796	64104	01130
		01025	168797	64104	01132
152108B	64104	00698	168798	64104	01131
152147	64104	00181	168800	64104	01133
152171	64104	01198	168801	64104	01125
		00835	168802	64104	01123
152244	64104	00801	168884	64104	01126
152245	64104	00813	168885	64104	01127
152246	64104	00378	169149	64104	00773
152310	70040	00034	169270	64104	00579
152310A	64104	00665	169271	64104	01124
		00036	180037	64104	00191
152311	64104	00664	180051	64104	00276
		00234	180064	64104	00455
152880	73370	00237	180066F	64104	00208
152882	73370	00238	180070	64104	00222
152883	64104	00221	180075B	64104	00469
152901	64104	00259	180077	64104	00476
152902A	64104	00263	180086	64104	00660
152903	64104	00786			00687
152904	64104	00406	180087	64104	00039
152950	64104	00700			00139
152975C	73370	00241	180098	64104	00129
153684	73370	00239	180163	64104	00666
154100	73370	01180	180173	64104	00473
		00247	180180	64104	00290
154350	64104	01128	180184	64104	00281
154579D	64104	00114	180244A	64104	00451
155404	64104	00499	180288	64104	00206
155880	64104	00540	180467A	64104	00199
155881	64104	00558	180482	64104	00291
155938H	64104	00064	180567A	64104	00200
156060	64104	01194	1855685	16764	00894
156060A	64104	00005	1860801	16764	00739
157267	64104	00025	187009	64104	00101
157401	64104	00023			00189
157539	64104	00833	187036	64104	00212
158612A	64104	00544	187109	64104	00100
158865K	64104	00672			00188
159508	64104	00356	1872678	16764	00887
16-4	96152	00357	1885090	16764	00753
16-456	96152	00336	1890326	16764	01067
16-47	96152	00361	190000F	64104	00008
16-654	96152	00335			00104
16A41	64104	00093	190012	64104	00187
160024	64104	00300	190026	64104	00186
		00054	1900318	64104	00454
160027	64104	00171	190040E	64104	00012
		00248	190040G	64104	00013
160049	64104	00477			00184
160059B	64104	00079	190065	64104	00150
160069	64104	00460	190078A	64104	00029
160076	64104	00014			00253
160115	64104				

Section VII. INDEX-FEDERAL STOCK NUMBER AND REFERENCE NUMBER CROSS-REFERENCE TO INDEX NUMBER

<u>REFERENCE No.</u>	<u>Mrs CODE</u>	<u>INDEX No.</u>	<u>REFERENCE No.</u>	<u>Mrs CODE</u>	<u>INDEX No.</u>
190114	64104	00273	1922994	16764	00711
190149	64104	00057	192405	64104	00087
190161A	64104	00658			00161
190190A	64104	00075	1924729	16764	00792
		00134	1924861	16764	00723
190203A	64104	00681	1924862	16764	00709
190206	64104	00082	1924864	16764	00717
		00159	1924878	16764	00710
190207	64104	00169	1924911	16764	00807
190211	64104	00126	1924914	16764	00804
190223	64104	00174	1924916	16764	00803
190228E	64104	00471	1924917	16764	00821
190238	64104	00081	1924918	16764	00822
190238A	64104	00196	1924919	16764	00800
190253	64104	00204	1924920	16764	00799
190257H	64104	00151	1924922	16764	00820
1902736	16764	00873	1924924	16764	00790
190302G	64104	00099	1924977	16764	00712
190339D	64104	00180	1925013	16764	00752
190341A	64104	00323	192505	64104	00085
190342E	64104	00324			00162
1903427	16764	00738	1925413	16764	00754
190345	64104	00178	1925415	16764	00722
190360	64104	00657	1925416	16764	00741
190420	64104	00056	1925507	16764	00805
		00058	1925835	16764	00715
190435	64104	00211	1925968	16764	00852
1904419	16764	00859	192605	64104	00088
1904426	16764	00845			00163
1904428	16764	00846	1926186	16764	00705
1904514	16764	00704	1926187	16764	00747
1905034	16764	00757	1927111	16764	00810
1905154	16764	00876	1927912	16764	00703
1905219	16764	00758	1928295	16764	00809
1905952	16764	00871	1928297	16764	00808
1905954	16764	00867	1930640	16764	00714
1905955	16764	00869	1931783	16764	00892
1905959	16764	00872	1931790	16764	00884
1905970	16764	00870	1933732	16764	00862
190613	64104	00149	1933747	16764	00864
1906935	16764	00749	1933750	16764	00851
1906941	16764	00750	1933755	16764	00843
1906963	16764	00890	1933879	16764	00875
1908059	16764	00866	1934517	16764	00855
1908741	16764	00868	1934518	16764	00844
1909560	16764	00850	1934521	16764	00857
1913784	16764	00825	1934523	16764	00853
1913958	16764	00880	1934525	16764	00874
1913960	16764	00893	1934526	16764	00883
1913967	16764	00881	1934527	16764	00840
		00896	1941685	16764	00713
1913970	16764	00841	1944179	16764	00885
1914123	16764	00796	1960244	16764	00856
1914213	16764	00743	1962276	16764	00878
		00761	2F58L43-1-21N	05662	01218
1914741	16764	00744	200362	16764	00740
1914750	16764	00756	21001	64104	00930
1914751	16764	00765	21002	64104	00925
1914755	16764	00708	21011	64104	00190
1914800	16764	00815	21049	64104	01161
1914842	16764	00895	21050	64104	00305
1914843	16764	00861			00584
1914853	16764	00847			00636
1914854	16764	00848			00654
1914873	16764	00891			00695
1916056	16764	00806			01050
1916091	16764	00823			01169
1916094	16764	00795			01171
1916096	16764	00794	21051	64104	00157
1916098	16764	00824			00285
1916100	16764	00793			00303
1916324	16764	00759			00373
1916377	16764	00742			00486
		00760			00583
1916502	16764	00797			00677
1918028	16764	00811			01170
1918043	16764	00745	21052	64104	00155
1919520	16764	00791			00284
1919742	16764	00897			00304
1920702	16764	00755			00314
1920738	16764	00751			00676
1922489	16764	00798			00899

Section VII. INDEX-FEDERAL STOCK NUMBER AND REFERENCE NUMBER CROSS-REFERENCE TO INDEX NUMBER

<u>REFERENCE No.</u>	<u>MFR CODE</u>	<u>INDEX No.</u>	<u>REFERENCE No.</u>	<u>MFR CODE</u>	<u>INDEX No.</u>
21052	64104	01172	21634	64104	00156
21054	64104	00613	21635	64104	00780
21057	64104	00546	21642	64104	00678
21065	64104	00288	21646	64104	01016
21088	64104	00610	21648	64104	00301
21108	64104	01048			00542
211280	04255	00224			00782
	64104	00619			00831
		00620	21650	64104	00997
21139	64104	00668	21729	64104	00327
21173	64104	00571			00655
		00686			00680
		01134			00783
21174	64104	00131			01017
21177	64104	00461	21767	64104	01211
		00545	21775	64104	00692
		00550	21819	64104	00784
21178	64104	00993			00934
21181	64104	00572	21842	64104	00679
		01136	21885	64104	00661
21182	64104	00506	21890	64104	00770
		00788	21983	64104	00295
21185	64104	00372	227-1135	96152	00353
21189	64104	00311	233-543	96152	00370
		01135	24-213	96152	00368
21194	64104	00193	24-262	96152	00350
		00994	24-340	96152	00369
21196	64104	00767	24A129	96152	00351
21198	64104	00766	2449	64104	00412
21205	64104	00586	255S10A	82796	00983
21264	64104	01044	25211V	64104	01034
21271	64104	00428	25310M	64104	01027
		00649	25380M	64104	01030
21273	64104	00650	26-728	96152	00349
		01043	26028	64104	01118
		01165			01152
21275	64104	01045	26051	64104	01225
21296	64104	00479	26105	64104	00130
21305	64104	00145	26126	64104	00095
		01110	26198	64104	00575
21306	64104	00055	26420	64104	01227
		00125	26440	64104	00648
21307	64104	00374	26529	64104	00278
21308	64104	00218	26543	64104	00669
		00220	26557	64104	00472
21309	64104	00170			01223
		00275	26758	64104	00040
		00443	26763	64104	01155
		00556	26950	64104	00462
		01111			00933
21310	64104	00682	27-540	96152	00353
		00911	273531	16764	00863
21312	64104	00663	274936	16764	00737
21315	64104	00444	274937	16764	00724
21322	64104	00442	274938	16764	00718
21339	64104	00077	28-49	96152	00352
21343	64104	00144	28201	64104	00216
		01112	286-862	96152	00359
21344	64104	00769	29-537	96152	00330
21348	64104	00146	2949	18265	00404
		00836	3A14666D	41197	00591
21349	64104	00317	3A18414D	41197	00595
		00699	3K1	82796	00962
21350	64104	00313	3V704-1094	91796	00554
21351	64104	01014	30-631	96152	00334
21354	64104	00280	303	13445	01042
21358	64104	00647	31FK1414	38443	01324
21364	64104	00670	310S2Z	38443	01316
21394	64104	00772	310S2ZG	38443	01315
21431	64104	00611	32-16	96152	00364
21432	64104	00771	3226-4	79470	00557
21503	64104	00277	3337	64104	00067
21536	64104	00142	34816	16764	00719
21538	64104	00052	3578M	57733	01022
		00141	39140	64104	00090
		00696			00092
21539	64104	00302	41-2FIG1760PA	72100	01243
21548	64104	01154			01244
21613	64104	00779	41F	30327	01358
21625	64104	01051	4108U	64104	00078
21630	64104	00214	41081	64104	00688
21631	64104	00781	41198	64104	00283

Section VII. INDEX-FEDERAL STOCK NUMBER AND REFERENCE NUMBER CROSS-REFERENCE TO INDEX NUMBER

<u>REFERENCE No.</u>	<u>MFG CODE</u>	<u>INDEX No.</u>	<u>REFERENCE No.</u>	<u>MFG CODE</u>	<u>INDEX No.</u>
41283A	64104	00026	6414546	70040	00380
		00446	65098D	64104	00642
41456A	64104	00480	65098Y	64104	00640
43-134	96152	00338	65110N	64104	00422
43-33	96152	00363	65180L	64104	00551
43-625	96152	00339	65737	64104	00386
44-27	96152	00341			00614
44-38	96152	00360			00615
44-51	96152	00340	69604	64104	01019
44929	64104	00076	723852	00447	00385
44930B	64104	00031	73016A	64104	00266
		00059	73017A	64104	00265
		00128	73018A	64104	00935
44931A	64104	00033	73018D	64104	00418
		00185	73062	64104	00500
44932C	64104	00010			00541
		00322	73436	64104	00468
44935	64104	01039	73842	64104	00022
		01241			00375
453283	16764	00816	73888	64104	00207
453296	16764	00828	73904	64104	00019
		00830			00937
		00877	74541	64104	01217
453297	16764	00879	74613	64104	00306
453301	16764	00746	74993	64104	00210
453320	16764	00865	76420	64104	00172
453325	16764	00854	76898	64104	00199
453460	16764	00736	76899	64104	00209
453467	16764	00882	76913	64104	00456
453468	16764	00817	76925	64104	00484
		00818	76928	64104	00478
453479	16764	00842	76930	64104	00465
453698	16764	00733	76999	64104	00667
453704	16764	00812	7720872	80684	01059
453986	16764	00819	78204B	64104	00623
454007	16764	00826			00624
		00827	78207D	64104	00227
454154	16764	00814			00625
455154	16764	00727	78209D	64104	00225
455341	16764	00730			00621
46A11	96152	00355			00622
49-101L	96152	00362	782116	64104	00568
49-264	96152	00337	78280A	64104	00071
49X4	04255	00419	78280B	64104	00070
		00420	78282A	64104	00069
5-62	96452	01238	78282C	64104	00326
5A21820D	41197	00592	78282D	64104	00644
5A12704A	41197	00597	782836	64104	00073
5A21815C	41197	00607	78407	64104	00226
5A21826A	41197	00599	78645	64104	00675
5A21827A	41197	00596	78805E	64104	00693
5A21891C	41197	00588	7915A	64104	00641
5A22067B	41197	00589	7915T	64104	00637
5A22068A	41197	00603	856U	82796	00976
5A22764A	41197	00598	858D	82796	00978
5A23918B	41197	00608			00979
5A23919A	41197	00590	859D	82796	00981
5A24452B	41197	00594	80107B	64104	00168
5A24453B	41197	00593			00194
5A24620B	41197	00606			00201
50864H	64104	00268	80665A	64104	00250
51368H	64141	01122	80755	64104	00549
55-261	96152	00365	809062	16764	00720
55-285	96152	00343			00721
5620991	70040	00382	809961	16764	00764
5621513	70040	00379	81241U	16764	00889
5656630	70040	00376	82-16	96152	00332
578	75364	01359	820148	16764	00888
656U	82796	00980	820706	16764	00763
656N	82796	00982	821453	16764	00898
656U	82796	00975	826462	16764	00886
656Z	82796	00977	9A11437A	41197	00602
622765X	28279	00097	9A14181N	41197	00600
60923	64104	00701	9A26785H	41197	00605
60924	64104	00697	9A30291H	41197	00604
610	10941	01360	9A607A	41197	00609
6100-1061-2	64104	00577	90-2681	15605	01047
611	10941	01361	90-3813	15605	01020
63043	64104	00035	900-269	64104	00016
		00252	900529	16764	00707
6413159	70040	00377	903-108	64104	00748
6414249	70040	00381	904793	16764	00706

Section VII. INDEX-FEDERAL STOCK NUMBER AND REFERENCE NUMBER CROSS-REFERENCE TO INDEX NUMBER

<u>REFERENCE No.</u>	<u>MFR CODE</u>	<u>INDEX No.</u>
905-391	64104	00160
9060	13445	01046
908-106	64104	00274
930-225	64104	00080
950990	64104	00241
955204M	64104	01201
955204P	64104	01204
955204R	64104	01208
955595X	64104	01196
955598N	64104	01207
956469B	64104	01200
960-152	64104	00662
979-80	64104	00007
99-7	96152	00342

Section VII. INDEX-FEDERAL STOCK NUMBER AND REFERENCE NUMBER CROSS-REFERENCE TO INDEX NUMBER

<u>Stock Number</u>	<u>INDEX NUMBER</u>	<u>Stock Number</u>	<u>INDEX NUMBER</u>	<u>Stock Number</u>	<u>INDEX NUMBER</u>
2805-200-2061	00187	2805-807-7306	00097	2920-376-8345	00986
2805-253-6969	00210	2805-810-1946	00003	2920-376-8349	00987
2805-290-0304	00038	2805-870-0426	00132	2920-378-0498	00738
2805-308-7607	00286	2805-870-0428	00133	2920-390-3330	00947
2805-308-7622	00549	2805-936-0135	00104	2920-391-2989	00702
2805-309-9097	00152	2815-303-5809	00010	2920-392-4652	00705
2805-309-9130	00273		00322	2920-392-5178	01095
2805-354-4032	00287	2815-325-5304	00199	2920-393-6485	00747
2805-354-4382	00054	2815-325-5305	00199	2920-428-4405	00870
2805-354-4384	00079	2815-325-5313	00102	2920-428-7586	00959
2805-354-4389	00276		00198	2920-529-6972	00883
2805-354-4390	00129	2815-340-3557	00289	2920-539-2928	00808
2805-354-4399	00075	2815-354-4397	00029	2920-540-7274	00839
	00134		00253	2920-558-3943	00823
2805-354-4424	00283	2815-606-7164	00255	2920-569-8930	00793
2805-374-5916	00222	2815-620-6093	00016	2920-574-9271	00966
2805-374-5917	00012	2815-718-6777	00074	2920-603-5013	00941
	00013	2815-806-7164	00030	2920-606-8935	00971
2805-374-9702	00083	2910-030-3582	00361	2920-640-7424	00803
	00158	2910-030-3611	00362	2920-640-7518	00789
2805-374-9711	00166	2910-246-7692	00369	2920-641-0674	00957
2805-374-9715	00123	2910-328-9833	00344	2920-658-3822	00821
2805-374-9727	00122	2910-354-2827	00354	2920-658-8382	00805
2805-374-9746	00098	2910-354-5028	00490	2920-696-4494	00948
	00175	2910-364-4971	00331	2920-706-6522	00799
2805-429-4106	00298	2910-371-0314	00022	2920-708-9529	00885
2805-510-6214	00186		00375	2920-737-3225	00891
2805-511-2448	00211	2910-429-3936	00537	2920-737-4449	00841
2805-511-2802	00171	2910-535-7432	00370	2920-737-6366	00791
2805-516-9193	00212	2910-542-3795	00018	2920-753-9645	00794
2805-528-6097	00105	2910-594-5269	00358	2920-778-9006	00542
	00192	2910-594-9074	00489	2920-779-0104	00773
2805-542-3800	00150	2910-710-6903	00330	2920-779-0148	00701
2805-569-1391	00108	2910-718-9248	00363	2920-779-0149	00855
	00195	2910-718-9250	00340	2920-779-0205	00913
2805-569-1393	00191	2910-741-9758	00413	2920-779-0215	00933
2805-569-1396	00101	2910-773-9625	00359	2920-779-0225	00939
	00189	2910-777-2865	00352	2920-779-0271	00973
2805-569-1397	00100	2910-778-8982	00328	2920-779-0272	01101
	00188	2910-778-8988	00494	2920-779-0273	00998
2805-569-4470	00009	2910-778-8999	00503	2920-779-0275	01046
	00321	2910-778-9026	00502	2920-791-5261	00940
2805-569-4481	00031	2910-781-5835	00488	2920-807-7289	00901
	00059	2910-803-4038	00498	2920-810-4676	00785
	00128	2910-807-7308	00376	2920-810-4702	00910
2805-569-4482	00033	2910-810-4612	00377	2920-810-7082	00995
	00185	2910-810-4639	00434	2920-900-6507	00722
2805-594-5301	00164	2910-854-4841	00334	2920-900-9681	00754
2805-594-5371	00007	2910-873-5344	00421	2920-980-2142	00892
2805-594-8994	00110	2910-887-5619	00539	2920-980-5557	00809
2805-594-9003	00244	2915-576-3022	00365	2920-986-1999	00946
2805-594-9008	00084	2920-047-2689	00097	2920-991-3571	00862
2805-620-5665	00081	2920-142-0888	01001	2930-099-0854	00667
2805-678-3832	00126	2920-249-8287	00894	2930-325-5299	00656
2805-718-6799	00119	2920-249-8293	00757	2930-363-1699	00541
2805-718-6825	00290	2920-249-8783	00759	2930-367-6067	00457
2805-736-0135	00008	2920-288-1051	00887	2930-384-0846	00674
2805-774-5895	00023	2920-288-2768	00889	2930-569-4476	00666
2805-774-5943	00323	2920-291-9771	00850	2930-736-0134	00036
2805-778-8831	00147	2920-294-3314	00807		00664
2805-778-8841	00173	2920-309-9096	00908	2930-778-9082	00587
2805-778-8842	00208	2920-322-0664	00703	2930-778-9673	00626
2805-778-8861	00179	2920-333-5352	00984	2930-778-9698	00693
2805-778-8953	00176	2920-340-5169	00019	2930-778-9805	00618
2805-778-8955	00264		00937	2930-778-9963	00660
2805-778-8969	00299	2920-353-4408	00872		00687
2805-778-8974	00258	2920-353-9741	00866	2930-810-4660	00629
2805-778-8980	00324	2920-354-0741	00954	2930-873-6452	00628
2805-781-5819	00153	2920-354-0750	00992	2930-873-6453	00632
2805-781-5826	00199	2920-354-0758	01002	2930-927-4109	00683
2805-790-3423	00174	2920-354-4128	00032	2940-141-9026	00231
2805-790-3426	00319		01220	2940-325-6053	00392
2805-790-3427	00320	2920-356-1221	00963	2940-352-8584	00402
2805-790-3428	00318	2920-358-6421	00886	2940-354-4125	00279
2805-790-3429	00027	2920-358-7945	00985	2940-391-3330	00242
2805-790-3430	00028		01011	2940-555-6723	00389
	00922	2920-366-7153	00956	2940-778-8984	00387
2805-790-3431	00923	2920-366-7165	00974	2990-249-3573	00207
2805-791-1390	00274	2920-367-4804	00837	2990-256-9578	00484
2805-791-5260	00927		00838	2990-354-4126	00452
2805-795-6621	00160	2920-375-0448	00846	2990-354-4425	00026
2805-803-4007	00675	2920-375-0449	00845		00446

Section VII. INDEX-FEDERAL STOCK NUMBER AND REFERENCE NUMBER CROSS-REFERENCE TO INDEX NUMBER

<u>Stock Number</u>	<u>Index Number</u>	<u>Stock Number</u>	<u>Index Number</u>	<u>Stock Number</u>	<u>Index Number</u>
2990-542-3798	00025	4730-019-2072	00270	4730-810-3560	00292
2990-569-4462	00466	4730-021-9636	00269	4730-812-7524	00499
2990-569-4469	00467		00638	4730-813-7488	00540
2990-569-4475	00477	4730-044-4587	00644	4820-287-4305	01229
2990-597-7245	00485	4730-136-2055	01248		01230
2990-690-9065	00507		01249	4820-604-7995	00224
2990-778-8745	00113	4730-142-2240	00419		00619
2990-778-8863	00308		00420		00620
2990-778-8985	00548	4730-187-7595	01231	5305-010-0160	00611
2990-778-8987	00553	4730-187-7612	00415	5305-010-0675	00347
2990-778-9030	00577	4730-188-1855	01246	5305-010-1090	01156
2990-778-9031	00574		01250	5305-011-0502	01009
2990-778-9032	00558	4730-188-1857	01252	5305-011-0590	00974
2990-778-9036	00570	4730-188-1866	00642	5305-012-0222	01225
2990-778-9047	00569	4730-188-1877	01345	5305-012-1832	00731
2990-778-9065	00579	4730-192-9469	01247	5305-012-1852	01063
2990-778-9701	00685	4730-192-9472	01245	5305-012-1887	00437
2990-778-9789	00684	4730-193-7078	00623		00575
2990-779-0032	00688		00624		01166
2990-779-0077	00768	4730-193-7080	00430	5305-012-1900	01266
2990-810-4586	00065	4730-196-0838	00646		01267
2990-810-4644	00447	4730-196-1481	00505	5305-012-2119	00427
2990-978-2030	00450	4730-196-1490	00639	5305-012-2150	00280
2990-978-2033	00470		00643	5305-012-2394	00294
2990-978-2034	00460	4730-196-1496	00424	5305-013-1899	00734
2990-978-2035	00476	4730-196-1503	00640	5305-013-1963	01158
2990-978-2036	00473	4730-196-1505	00423	5305-013-1983	00728
2990-978-2037	00469	4730-196-2054	00422	5305-013-2119	00669
2990-978-4154	00474	4730-202-9170	01264	5305-013-2908	01157
3010-727-2660	01367		01265	5305-013-3049	01357
3020-871-6878	00932		01289	5305-013-3056	00005
3030-204-0180	00698	4730-249-1476	00227	5305-013-3767	00668
3030-294-9860	00681		00625	5305-013-4381	00605
3040-354-4391	00281	4730-249-9736	01253	5305-013-9876	01377
3040-774-5944	01218		01254	5305-014-0918	01353
3040-781-5837	00544	4730-253-4412	01234	5305-014-5365	01210
3110-108-9247	00707		01235	5305-014-5372	01209
3110-109-1123	00706		01236		01212
3110-156-6705	00942		01237	5305-017-3260	00981
3110-157-0200	00943	4730-263-3124	00433	5305-017-9837	00769
3110-185-6462	01323	4730-277-6323	00645	5305-017-9838	00770
3110-186-0969	01334	4730-277-8265	00497	5305-017-9839	01375
3110-198-2370	00468	4730-277-8269	00935	5305-018-0118	00312
3110-227-3381	01316	4730-277-9228	01272	5305-018-0122	01089
3110-227-4710	00449		01273	5305-018-0147	00772
3120-516-7678	00888	4730-278-0084	01256	5305-018-1575	00479
3120-546-6010	00165	4730-278-0149	00418	5305-021-4389	01376
330-912-5828	01295	4730-278-2719	00225	5305-021-4577	00649
3895-774-5933	00196		00621	5305-022-0320	00692
4310-614-9461	00875		00622	5305-022-7820	00046
4320-427-6340	01360	4730-278-3048	01290	5305-042-6368	00295
4320-427-6341	01361	4730-278-3357	00068		00426
4320-777-8152	01115		00107	5305-042-7238	00604
4320-777-8157	00049	4730-278-3388	00069	5305-043-1942	01048
4320-777-8158	01365	4730-278-3391	00425	5305-043-6663	00977
4320-781-5157	01269	4730-278-3413	01288	5305-043-6690	01213
4320-781-5158	01293	4730-278-3566	01251	5305-043-6748	00725
4320-781-5159	01320	4730-278-4240	00229	5305-043-6755	00737
4320-781-5160	01350	4730-287-1539	01358	5305-071-2483	00112
4320-781-5161	01349	4730-289-0177	00073	5305-095-4461	01045
4320-781-5167	01330	4730-289-1738	00614	5305-207-0910	00154
4320-781-5168	01331		00615	5305-207-0912	00293
4320-781-5173	01344	4730-289-5327	00326		00650
4320-812-6935	01292	4730-293-7482	01338		01165
4320-929-0681	01174	4730-340-5049	01255	5305-207-2225	00869
4620-606-7086	00093	4730-358-5965	00386	5305-260-5436	01302
	00300	4730-364-4987	00342	5305-266-6283	01327
	01384	4730-425-0961	01261	5305-272-4092	00736
4710-277-5524	01357	4730-496-7338	00215	5305-273-3973	00842
4710-277-5525	01258	4730-496-7341	00226	5305-275-6833	00815
4710-278-5379	01260	4730-534-0428	00909	5305-281-1694	00045
	01382	4730-534-6403	00070	5305-281-6390	00733
4720-277-8994	00257		00071	5305-286-1933	00817
	00631	4730-606-7199	00066		00818
	00634	4730-773-9629	00072	5305-290-2676	00245
	01381	4730-773-9700	00637	5305-297-0768	01351
	00262		00641	5305-298-3119	00814
4720-790-3391	00938	4730-773-9703	00568	5305-333-4001	00111
4720-790-3392	01291	4730-781-5175	01339	5305-354-0767	00978
4730-010-3875	00435	4730-809-3293	01270		00979
4730-011-6452	00849		01271	5305-354-4381	00297
4730-011-8831	01337	4730-810-3560	00251	5305-374-5939	00465
4730-014-4051					

Section VII. INDEX-FEDERAL STOCK NUMBER AND REFERENCE NUMBER CROSS-REFERENCE TO INDEX NUMBER

<u>Stock Number</u>	<u>Index Number</u>	<u>Stock Number</u>	<u>Index Number</u>	<u>Stock Number</u>	<u>Index Number</u>
5305-413-5367	00346	5307-820-7452	00116	5310-012-4847	01285
5305-423-3267	00366	5307-820-7454	00117	5310-012-5774	01195
5305-428-6527	00893	5310-010-2635	00311	5310-012-6032	01078
5305-514-8436	00796		01135	5310-013-1044	00735
5305-514-9662	00661	5310-010-3319	00552	5310-013-1048	01107
	00670		00584	5310-013-5629	00779
5305-527-4194	00771		00609	5310-013-8479	00726
5305-558-3677	01062		01077	5310-013-8485	00784
5305-558-5426	00648		01093		00934
5305-558-9417	00047		01169	5310-013-8535	00829
5305-569-1392	00202		01171	5310-013-8549	01308
5305-606-7095	00819		01176	5310-013-8597	00678
5305-616-3104	00727	5310-010-3320	00303	5310-013-8604	00143
5305-619-4862	00864		00373		00636
5305-623-4280	00345		00486		00653
5305-637-4028	01268		00542		01050
5305-637-4039	00313		00583		01065
5305-638-5684	00982		00677		01274
5305-639-8116	01090	5310-010-3323	00412		01275
5305-655-9502	00975	5310-010-3325	01312	5310-017-1528	00990
5305-680-5805	00983	5310-010-3326	01310	5310-017-1529	00213
5305-696-5276	00816		01362	5310-017-1530	00156
5305-753-4170	00730		01363	5310-017-1531	00305
5305-753-9652	00795	5310-010-3327	01333	5310-017-1532	00327
5305-754-2216	00348	5310-010-6260	00694	5310-017-8556	01064
5305-820-7921	00076	5310-010-6469	01161	5310-019-0358	01378
5305-820-7927	00296	5310-010-6498	01160	5310-021-4577	01175
5305-880-9791	01010	5310-011-3319	00654	5310-022-0086	01347
5305-880-9792	00863		00695		01348
5305-880-9793	00865	5310-011-4616	00679	5310-022-0088	01106
5305-880-9795	00483	5310-011-6103	00094	5310-022-5831	00193
5305-880-9796	00428	5310-012-0214	00141		00994
5305-880-9797	00077		00157	5310-044-0392	01168
5305-880-9799	01014		00285	5310-044-6143	00991
5305-880-9800	00647		00882	5310-044-6211	00897
5305-984-6189	00610		01170	5310-045-1519	00858
5306-012-2007	00682	5310-012-0238	01283		00860
	00911		01284		01286
5306-021-4018	00216	5310-012-0239	01313	5310-045-1523	00766
5306-028-4279	00442	5310-012-0372	00131	5310-045-1626	00976
5306-089-6492	01110		00241	5310-045-3296	00828
5306-089-6930	00144		01043		00830
	01112		01060		00877
5306-089-6931	00146	5310-012-0375	00563	5310-045-3297	00879
	00836		00571	5310-045-3301	00746
5306-166-2091	00374		00600	5310-045-3305	00826
	00663		01134		00827
5306-167-4129	00576		01263	5310-045-3704	00812
5306-206-5613	00444	5310-012-0376	00271	5310-047-4037	00581
5306-274-5586	00867		00409	5310-050-2346	01311
5306-374-4656	00708	5310-012-0378	00586	5310-050-3383	00201
5306-423-3337	00124	5310-012-0380	00243	5310-067-9507	00718
5306-550-1209	00170		00566	5310-095-3933	01013
	00275		01214	5310-149-9130	01076
5306-563-1036	00167	5310-012-0381	00315	5310-178-9612	00895
5306-616-2955	00219		00655	5310-178-9614	00745
5306-637-7678	00145		00680	5310-187-8664	00041
5306-638-1459	00443		00783		00042
	00556		01309		00383
	01111		01335		00487
5306-696-5076	00055	5310-012-0382	01017	5310-194-9201	00050
	00125	5310-012-0383	00051	5310-205-7981	01012
5306-696-5077	00218	5310-012-0384	00302	5310-205-9870	00209
	00220	5310-012-0391	00824	5310-208-5261	00767
	00234	5310-012-0396	00411	5310-209-6144	00585
5306-715-1927	00317	5310-012-0399	00573	5310-221-3153	00988
	00699	5310-012-0614	01150	5310-230-6215	00689
5306-880-9801	00843	5310-012-0622	00603	5310-261-7340	00155
5307-010-3171	00090		01149		00314
5307-011-3247	00120		01183		00440
5307-017-1535	00089	5310-012-1637	01092		00676
5307-017-1537	00996	5310-012-1743	01148		00899
	01015	5310-012-1801	01051		01172
5307-017-1538	00371		01159	5310-261-7401	00301
5307-017-1539	00091	5310-012-1841	00729		00782
5307-171-2804	01305		00732		00831
5307-261-0393	01355	5310-012-1887	00691	5310-262-3000	00236
5307-298-4676	00092	5310-012-2198	00372	5310-262-4755	00762
5307-514-8943	01306	5310-012-3179	00686	5310-268-7271	00859
5307-594-5279	00115		01262	5310-269-5958	00876
5307-781-7049	01303	5310-012-4573	00044	5310-270-2172	00989
5307-791-3864	00118	5310-012-4824	00272	5310-273-7783	00482

Section VII. INDEX-FEDERAL STOCK NUMBER AND REFERENCE NUMBER CROSS-REFERENCE TO INDEX NUMBER

<u>Stock Number</u>	<u>Index Number</u>	<u>Stock Number</u>	<u>Index Number</u>	<u>Stock Number</u>	<u>Index Number</u>
5310-274-9887	00825	5315-429-3851	01185	5910-553-4915	00792
5310-281-3478	00142	5315-521-7535	00721	5910-976-0894	01000
5310-282-0483	00873	5315-569-4484	00478	5930-789-6714	01019
5310-298-8338	01044	5315-579-7203	01008	5935-258-8587	00723
5310-350-0136	01227	5315-584-1675	00288	5935-539-2776	00804
5310-353-9939	00742	5315-616-5514	00962	5935-573-7207	00820
	00760	5315-616-5525	00854	5935-732-1299	01061
5310-354-4506	00168	5315-715-1699	00925	5940-020-0362	00740
	00194	5315-887-4993	00278	5940-050-6386	01083
5310-358-8117	00744	5315-964-5139	00190		01087
5310-358-8154	00796	5325-011-3751	01119	5940-155-9670	00834
5310-367-4655	00015	5330-141-4967	01003		01026
	00213	5330-169-7144	00936		01035
5310-374-5924	00480	5330-169-7145	00432		01049
5310-395-2638	00613	5330-199-5878	00021	5940-204-7820	00739
5310-422-5945	00249	5330-202-4365	00763	5940-229-7538	01036
5310-424-3750	00743	5330-282-7566	00880	5940-501-7530	01028
	00761	5330-286-9125	00764	5940-678-9844	01082
5310-428-6525	00896	5330-286-9845	00039		86
5310-428-6528	00881		00139	5940-705-6730	01054
5310-520-9177	01147	5330-286-9846	00037		01058
5310-550-0158	00719		00135	5940-789-6610	00856
5310-582-5676	00811	5330-291-4496	00765	5970-305-9589	00715
5310-594-5267	00325	5330-291-4619	00898	5970-325-6567	00753
5310-595-5437	00652	5330-291-6403	00459	5970-656-7335	01004
5310-596-9440	00052	5330-291-7433	00798	5970-681-0222	00714
5310-606-6607	00776	5330-291-7918	00356	5970-774-9084	00853
5310-606-6614	00040	5330-291-9826	00014	5975-304-7496	00711
5310-637-2410	00481		00197	5975-789-6071	00700
5310-637-3581	00043	5330-310-2517	00671	5977-285-0743	00704
5310-637-9541	00284	5330-354-4132	00024	5977-358-7778	00758
	00304		00254	5977-378-2901	00750
5310-638-6025	00506	5330-358-5203	00343	5977-391-0640	00749
	00788	5330-360-7232	00035	5977-660-8361	00890
5310-638-6026	00572		00252	5977-733-8753	00999
	01136	5330-413-5347	00357	5977-789-2009	00851
5310-639-5097	00806	5330-496-0066	00492	5999-358-6792	00751
5310-639-8061	00781	5350-511-2447	00127	6110-810-4694	00800
5310-655-9285	01287	5330-726-0220	00360	6110-810-4699	00822
5310-688-1762	01016	5330-753-9638	00797	6110-810-4701	00832
5310-696-5363	00780	5330-820-7923	00017	6115-095-4469	00268
5310-834-4843	01324	5330-839-6106	01005	6115-549-6991	01088
5310-877-4938	00095	5330-865-9801	00020	6115-810-4663	00748
5310-877-4939	00214	5330-912-5828	01342	6140-057-2554	01067
5310-877-4943	00696		01343	6145-161-1235	01055
5310-877-4947	00993	5330-981-6231	00336		01057
5310-877-4949	00582	5340-016-1129	00612		01385
	01167	5340-016-1185	00114	6145-183-9854	01386
5310-902-2723	00741	5340-016-1541	01140	6145-635-7814	01081
5310-935-3755	00140	5340-016-1855	00543		01085
5310-949-9298	00878	5340-016-1858	00458		01387
5310-964-2597	00461	5340-016-3615	00456	6150-643-6447	01098
	00545	5340-016-4617	01162	6150-653-0230	00857
5310-964-3597	00550	5340-016-6152	01326	6150-810-4735	01023
5310-964-3648	00997	5340-017-1534	01332		01029
5315-010-3362	00546	5340-024-2316	00504	6150-810-4737	01033
5315-011-2116	00310		00787	6210-229-5202	01041
5315-011-7868	00463	5340-050-1593	00921	6620-096-6893	00011
5315-011-7869	00061	5340-054-1542	00067		00627
5315-011-8000	00130	5340-060-9974	00953	6620-706-2480	01038
5315-012-4542	00930	5340-169-7068	00350	6620-828-4365	00651
5315-012-4545	00716	5340-205-5132	01007	6680-542-3698	00246
5315-014-0918	01354	5340-213-8474	00580	6680-781-5836	01037
5315-044-3769	00920	5340-251-6159	00205	6680-790-3396	01221
5315-054-2683	01321	5340-276-5847	00106	6680-830-3807	01217
5315-054-2693	01322	5340-282-5551	00223	6680-865-7603	01219
5315-187-1821	00277	5340-286-1869	00616	6685-580-4116	01232
5315-255-0607	01154		00617		01233
5315-276-0213	00969	5340-286-6583	00848	6685-628-9303	01240
5315-276-4746	00847	5340-308-7606	00282	6685-735-1697	01239
5315-276-4778	00861	5340-354-0729	00965	6685-924-9434	01244
5315-276-5213	00967	5340-354-2880	00368	6685-949-5040	01243
5315-276-5552	00063	5340-374-5316	00332	6810-249-9354	01079
5315-281-7908	00109	5340-374-5891	00464	9320-812-5706	01075
5315-281-8031	00968	5340-374-9708	00086		01383
5315-290-1368	00172		00159	9510-266-9268	00980
5315-298-9839	00062	5340-428-7565	01006	9905-935-3983	01205
5315-351-6778	00364	5340-594-5352	00199		
5315-358-7535	00720	5340-935-8806	00414		
5315-429-3851	00060	5707-550-3352	01304		
	00182	5905-601-4457	00810		
	01184	5910-358-6793	00755		

By Order of the Secretary of the Army:

W.C. WESTMORELAND,
General, United States Army,
Chief of Staff

Official:

KENNETH G. WICKHAM,
Major General, United States Army,
The Adjutant General

Distribution

To be distributed in accordance with DA Form 12-25, Section I, (qty rqr block no. 246) Organizational Maintenance requirements for Pumps, Centrifugal, Petroleum.

***U.S. GOVERNMENT PRINTING OFFICE : 1991 0-281-486 (42277)**

RECOMMENDED CHANGES TO EQUIPMENT TECHNICAL PUBLICATIONS



*THEN...JOT DOWN THE
DOPE ABOUT IT ON THIS FORM.
CAREFULLY TEAR IT OUT, FOLD IT
AND DROP IT IN THE MAIL.*

SOMETHING WRONG WITH PUBLICATION

FROM: (PRINT YOUR UNIT'S COMPLETE ADDRESS)

DATE SENT

PUBLICATION NUMBER	PUBLICATION DATE	PUBLICATION TITLE
--------------------	------------------	-------------------

BE EXACT PIN-POINT WHERE IT IS				IN THIS SPACE, TELL WHAT IS WRONG AND WHAT SHOULD BE DONE ABOUT IT.
PAGE NO.	PARA-GRAPH	FIGURE NO.	TABLE NO.	

PRINTED NAME, GRADE OR TITLE AND TELEPHONE NUMBER	SIGN HERE
---	-----------

The Metric System and Equivalents

Linear Measure

1 centimeter = 10 millimeters = .39 inch
 1 decimeter = 10 centimeters = 3.94 inches
 1 meter = 10 decimeters = 39.37 inches
 1 dekameter = 10 meters = 32.8 feet
 1 hectometer = 10 dekameters = 328.08 feet
 1 kilometer = 10 hectometers = 3,280.8 feet

Weights

1 centigram = 10 milligrams = .15 grain
 1 decigram = 10 centigrams = 1.54 grains
 1 gram = 10 decigrams = .035 ounce
 1 decagram = 10 grams = .35 ounce
 1 hectogram = 10 decagrams = 3.52 ounces
 1 kilogram = 10 hectograms = 2.2 pounds
 1 quintal = 100 kilograms = 220.46 pounds
 1 metric ton = 10 quintals = 1.1 short tons

Liquid Measure

1 centiliter = 10 milliliters = .34 fl. ounce
 1 deciliter = 10 centiliters = 3.38 fl. ounces
 1 liter = 10 deciliters = 33.81 fl. ounces
 1 dekaliter = 10 liters = 2.64 gallons
 1 hectoliter = 10 dekaliters = 26.42 gallons
 1 kiloliter = 10 hectoliters = 264.18 gallons

Square Measure

1 sq. centimeter = 100 sq. millimeters = .155 sq. inch
 1 sq. decimeter = 100 sq. centimeters = 15.5 sq. inches
 1 sq. meter (centare) = 100 sq. decimeters = 10.76 sq. feet
 1 sq. dekameter (are) = 100 sq. meters = 1,076.4 sq. feet
 1 sq. hectometer (hectare) = 100 sq. dekameters = 2.47 acres
 1 sq. kilometer = 100 sq. hectometers = .386 sq. mile

Cubic Measure

1 cu. centimeter = 1000 cu. millimeters = .06 cu. inch
 1 cu. decimeter = 1000 cu. centimeters = 61.02 cu. inches
 1 cu. meter = 1000 cu. decimeters = 35.31 cu. feet

Approximate Conversion Factors

<i>To change</i>	<i>To</i>	<i>Multiply by</i>	<i>To change</i>	<i>To</i>	<i>Multiply by</i>
inches	centimeters	2.540	ounce-inches	Newton-meters	.007062
feet	meters	.305	centimeters	inches	.394
yards	meters	.914	meters	feet	3.280
miles	kilometers	1.609	meters	yards	1.094
square inches	square centimeters	6.451	kilometers	miles	.621
square feet	square meters	.093	square centimeters	square inches	.155
square yards	square meters	.836	square meters	square feet	10.764
square miles	square kilometers	2.590	square meters	square yards	1.196
acres	square hectometers	.405	square kilometers	square miles	.386
cubic feet	cubic meters	.028	square hectometers	acres	2.471
cubic yards	cubic meters	.765	square meters	cubic feet	35.315
fluid ounces	milliliters	29.573	cubic meters	cubic yards	1.308
pints	liters	.473	milliliters	fluid ounces	.034
quarts	liters	.946	liters	pints	2.113
gallons	liters	3.785	liters	quarts	1.057
ounces	grams	28.349	liters	gallons	.264
pounds	kilograms	.454	grams	ounces	.035
short tons	metric tons	.907	kilograms	pounds	2.205
pound-feet	Newton-meters	1.356	metric tons	short tons	1.102
pound-inches	Newton-meters	.11296			

Temperature (Exact)

°F	Fahrenheit temperature	5/9 (after subtracting 32)	Celsius temperature	°C
----	------------------------	----------------------------	---------------------	----

